
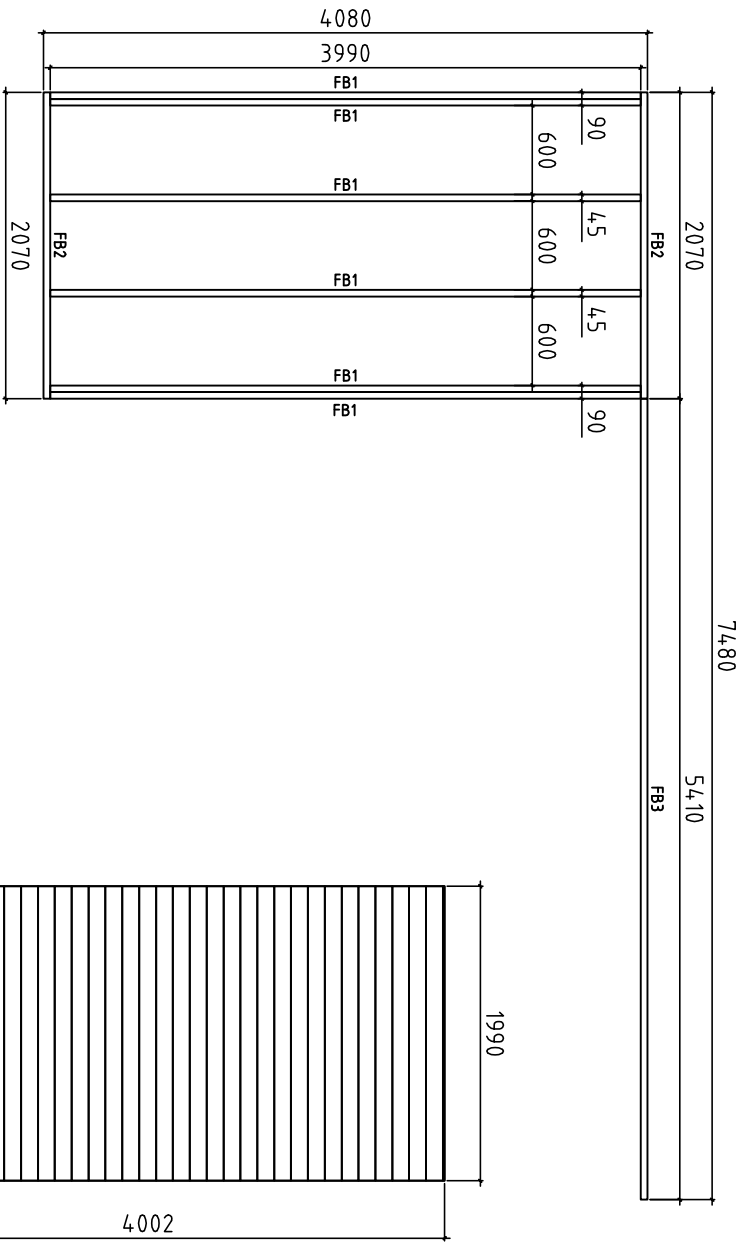


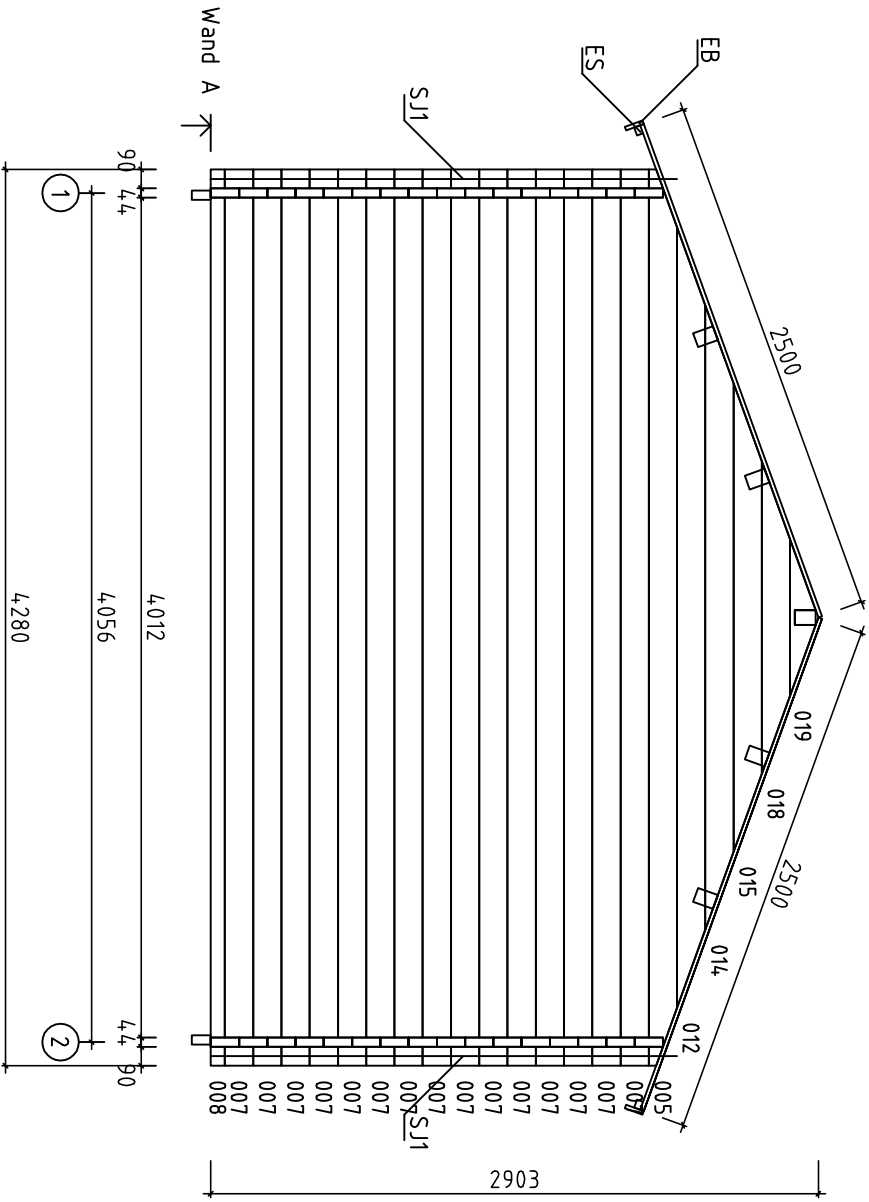
Date rev. Description

House	K4.175-4.4	Kristster	Sheet	1
Drawing	3D		Scale	
Material	4.4x135		Date	10.12.2015
Drawer	K.K.		File	K4.175-4.4, Kristster 3D.dwg




House	K4175-44, Krister	Sheet	4
Draining	Floorbeams-Lattisplankir-Golvbjalkar	Scale	1:35
Material	4,5x90	Date	16.12.2015
Drawer	K.K.	File	K4175-44, Krister.dwg

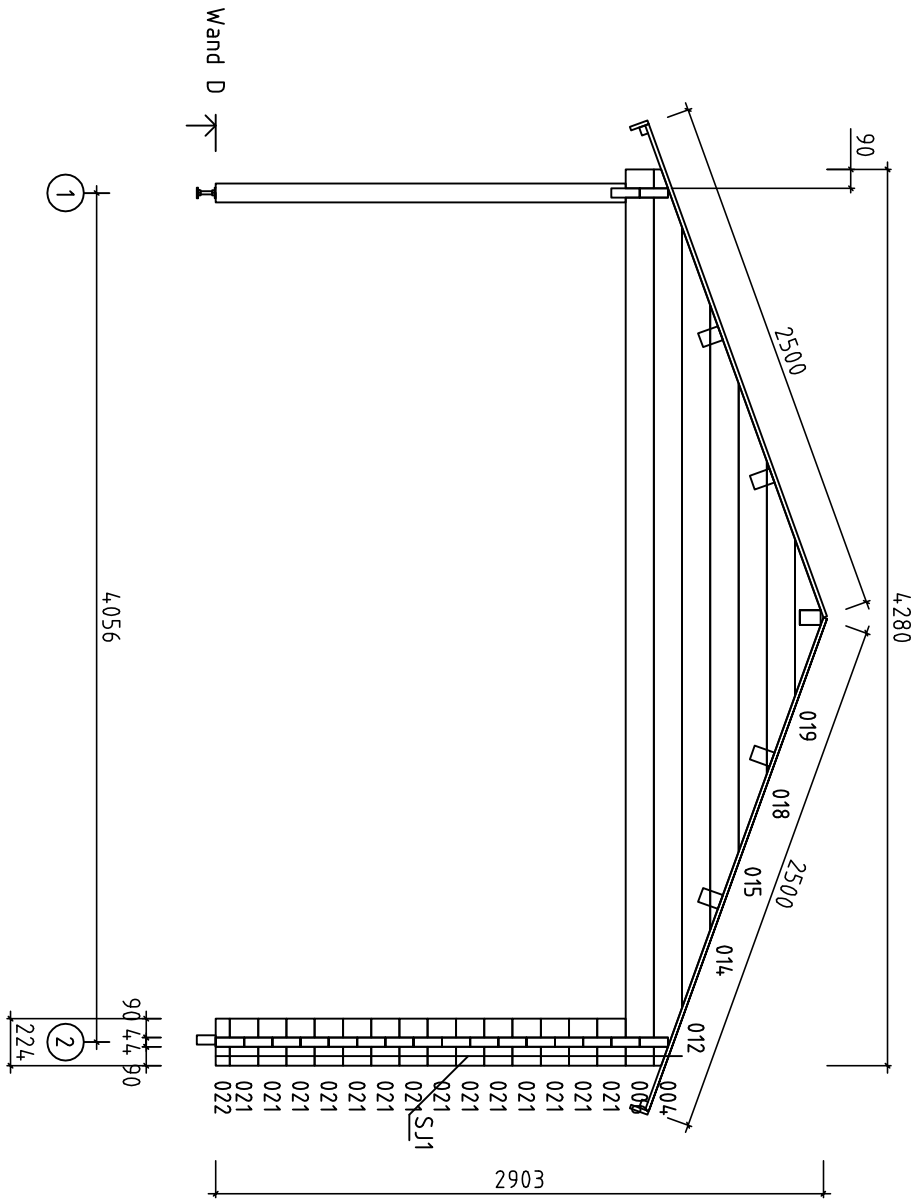
Date rev. Description




Date rev. Description



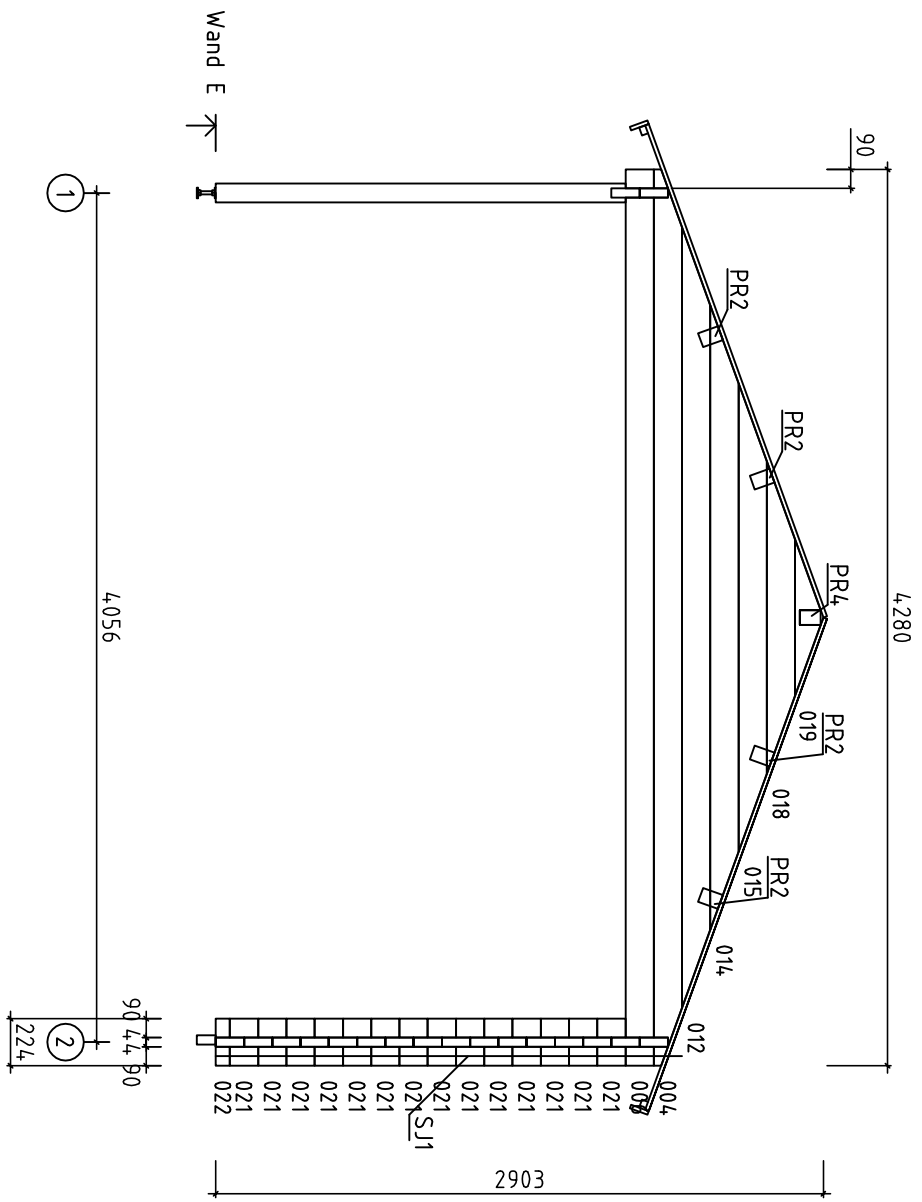
House	K4175-44 Krister	Sheet	5
Drawing	Plan	Scale	1:35
Material	4,4x135	Date	16.12.2015
Drawer	K.K.	File	K4175-44 Krister.dwg



Date rev. Description




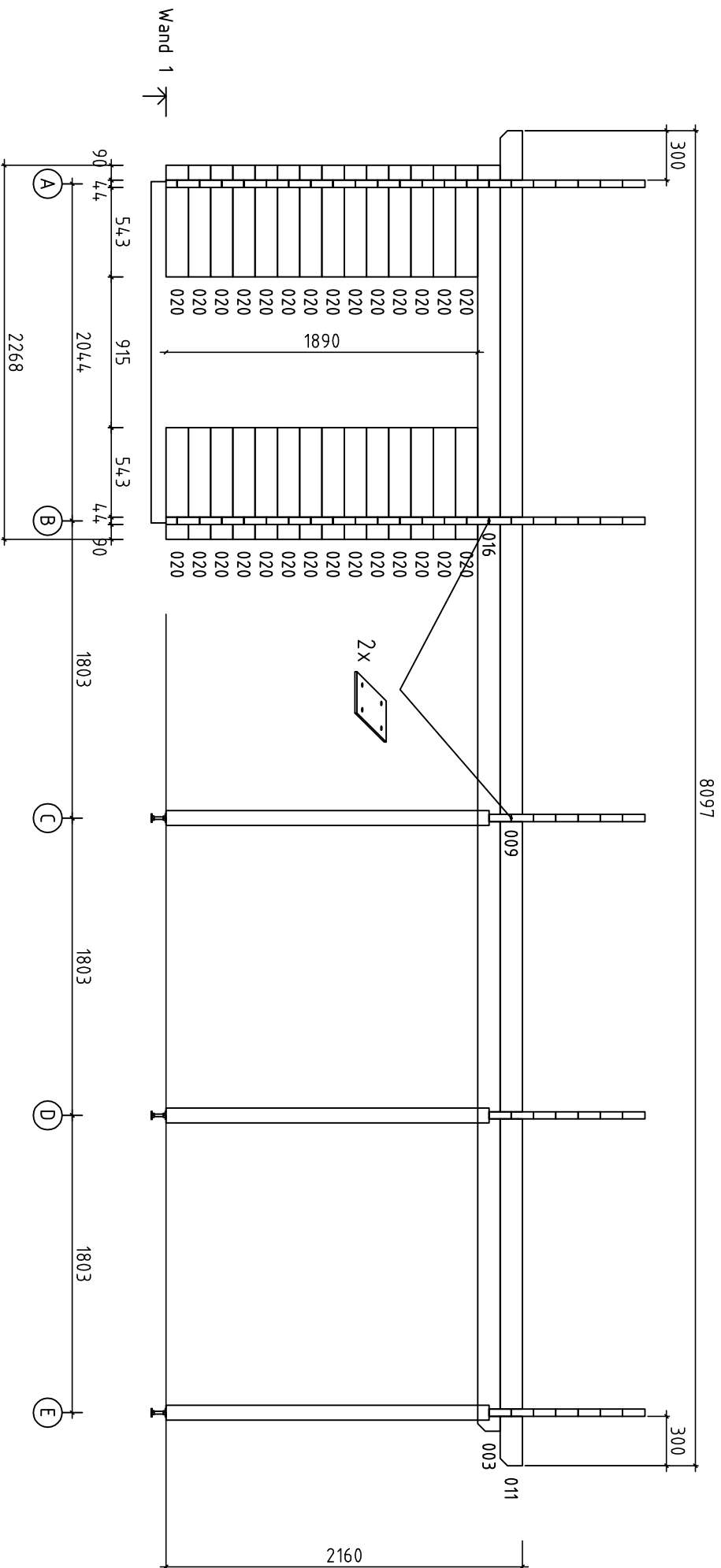
House	K4175-44 Krister	Sheet	8
Drawing	Plan	Scale	1:35
Material	4,4x135	Date	16.12.2015
Drawer	K.K.	File	K4175-44 Krister.dwg



Date rev. Description

House	K4175-44 Krister	Sheet	9
Drawing	Plan	Scale	1:35
Material	4,4x135	Date	16.12.2015
Drawer	K.K.	File	K4175-44 Krister.dwg






Date rev. Description


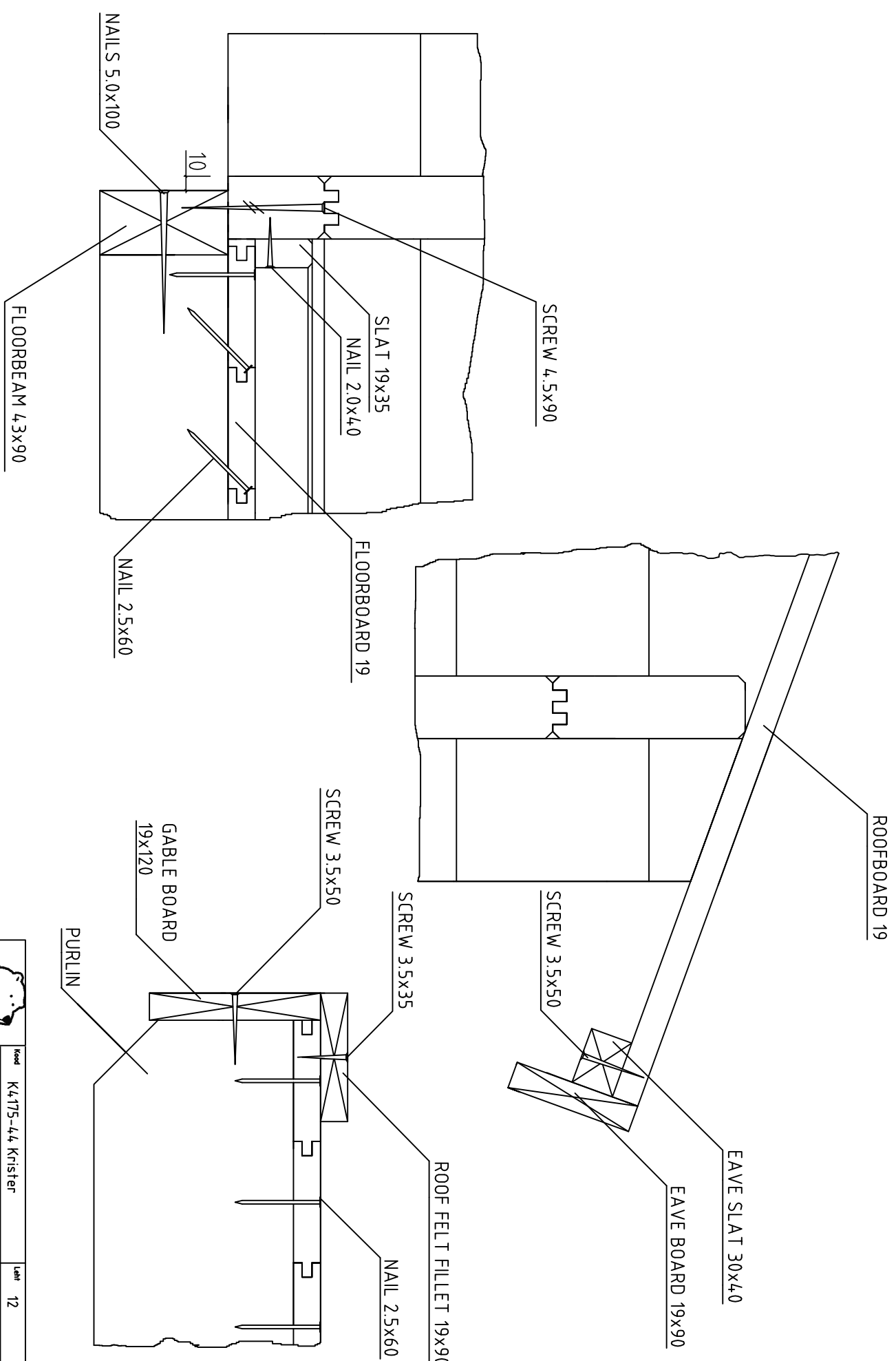
House K4175-44 Krister Sheet 10

Drawing Plan Scale 1:35




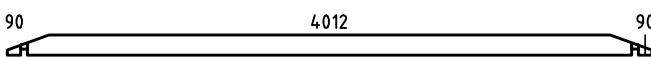



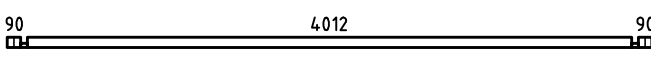


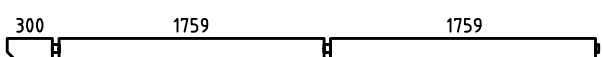

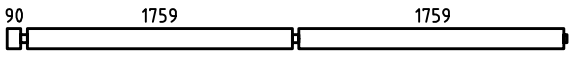


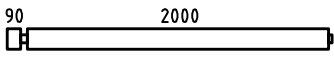
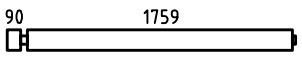


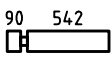



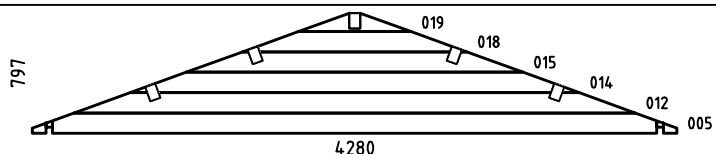
Material 44x135 Date 16.12.2015

Drawer K.K. File K4175-44 Krister.dwg





Kood	K4.175-4.4 Krister	Leht	12
Joont	Sections	Mooste	1:25
Material		Kaup.	04.01.2016
Joonestas	K.K.	File	K4.175-4.4 Krister Sections.dwg

Pos	C4175-44 Krister	Pcs. Kpl. St.	Profile (mm)	L (mm)
001		5	44x135	5762
002		4	44x135	5521
003		1	44x135	5521
004		3	44x135	4280
005		2	44x135	4280
006		3	44x135	4280
007		30	44x135	4280
008		2	44x68	4280
009		2	44x135	4169
010		6	44x135	3959
011		2	44x135	3928
012		5	44x135	3727
013		6	44x135	3718
014		5	44x135	2982
015		5	44x135	2236
016		5	44x135	2156
017		5	44x135	1915
018		5	44x135	1491
019		5	44x122	745
020		28	44x135	676
021		42	44x135	224
022		3	44x68	224
AB	BOARD FOR ASSEMBLING-ASENNUSLAUTA-SLAGBRÄDE 	2	44x135	300
WA-1		1	44x797	4280



Polhus

Kood K4175-44 Krister




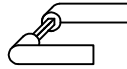
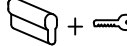








Materjal

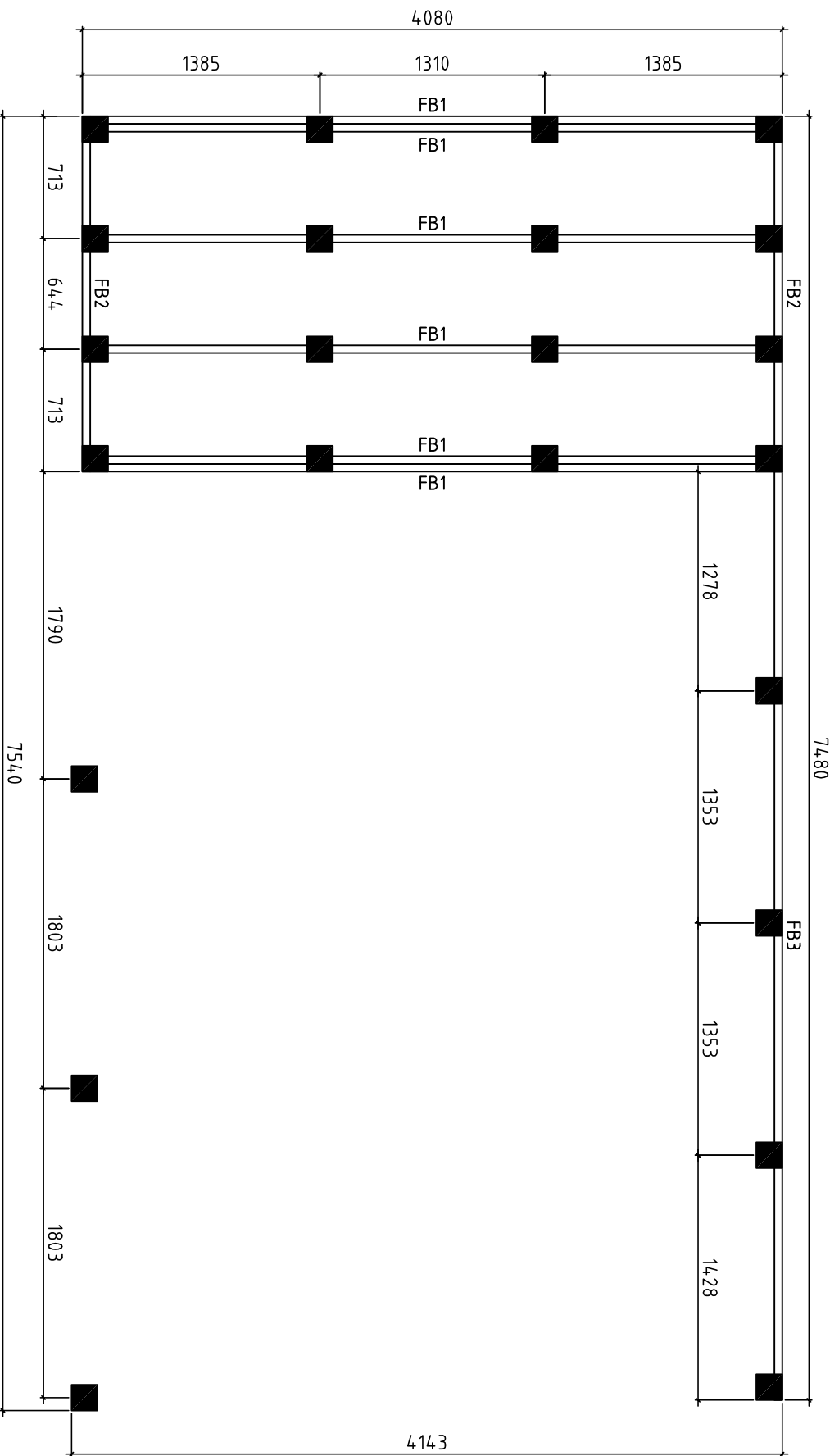
File K4175-44 Krister.dwg

Leht 13

Pos	C4175-44 Krister	Pcs. Kpl. St.	Profile (mm)	L (mm)
WB-1		1	44x797	4280
WC-1		1	44x797	4280
WD-1		1	44x797	4280
WE-1		1	44x797	4280
SB	SPARE BEAM - VARALLAPALKI - EXTRA PROFILE 	1	44x135	5762
FB3	FLOORBEAMS - LATTIAPALKIT - GOLVBJÄLKAR 	1	45x90	5410
FB1	FLOORBEAMS - LATTIAPALKIT - GOLVBJÄLKAR 	6	45x90	3994
FB2	FLOORBEAMS - LATTIAPALKIT - GOLVBJÄLKAR 	2	45x90	2070
PR1	PURLINS - KATTO-ORRET - TAKASAR 	4	70x140	5972
PR3	PURLINS - KATTO-ORRET - TAKASAR 	1	70x140	4169
PR4	PURLINS - KATTO-ORRET - TAKASAR 	1	70x140	3928
PR2	PURLINS - KATTO-ORRET - TAKASAR 	4	70x140	2125
F	FLOORBOARD - LATTIALAUTA - GOLVBRÄDE 88mm or-tai-eller 114mm	46 36	19x88 19x114	1990
R	ROOFBOARD - KATTOLAUTA - TAKBRÄDE 88mm or-tai-eller 114mm	186+1 144+1	19x88 19x114	2500
FF	FLOOR FILLET - LATTIALISTA - GOLVLIST		19x35	13.0m
GB	GABLE BOARD - KAAPELILAUTA - GAVELBRÄDA 	4	19x120	2530
RFF	ROOF FELT FILLET - KATON PÄÄTYLAUTA - BRÄDE OVANPÅ GAVELBRÄDE	4	19x90	2540
EB	EAVE BOARD - RÄYSTÄSLAUTA - TAKFOTSBRÄDE	4	19x90	4049
ES	EAVE SLAT - RÄYSTÄSLISTA - TAKFOTSLIST	4	30x40	4049
D	DECORATIVE - KORISTE - PRYDNADS	2	19x90	200
P	POST - PALKI - BJÄLKE	3	90x90	1960



Pos	C4175-44 Krister		Pcs. Kpl. St.	Profile (mm)	L (mm)
PR	POST REGULATING BOLT - PALKI SÄÄTÖPULTTI - JUSTERINGSBULT FÖR BJÄLKE		3		
PCM	PURLINS CONNECTING METAL - KATTO-ORRET YHDISTAMISRAUTA - TÄKASAR SAMMANSLAGNINGMETAL		5	ø6	200
WCM	WALLBEAMS CONNECTING METAL - SEINÄPALKKI YHDISTAMISMETALLI - VÄGGBJÄLKAR SAMMANSLAGNINGMETAL		18	25	30
	DOOR HANDLE - OVEN KAHVA - DÖRR HANDTAG		1		
	DOOR LOCK+KEYS - OVENLUKKO+AVAIN - DÖRRLÅS+NYCKLAR		1+1		
	NAILS - NAULAT - SPIKAR  FLOORBOARD - LATTIALAUTA - GOLVBRÄDE ROOFBOARD - KATTOLAUTAT - TAKBRÄDE		760	2.5	60
	NAILS - NAULAT - SPIKAR  SKIRTING SLAT - LATTIALISTA - GOLVLIST		30	2.0	40
	NAILS - NAULAT - SPIKAR  FLOORBEAMS - LATTIAPALKIT - GOLVBJÄLKAR		24	5.0	100
	SCREWS - RUUVIT - SKRUVAR  EAVE BOARD - RÄYSTÄSLAUTA - TAKFOTSBRÄDE EAVE SLAT - RÄYSTÄSLISTA - TAKFOTSLISTA GABLE BOARD - KAAPELILAUTA - VINDBRÄDE BORDER BOARDS - REUNALAUTA - FODERBRÄDE		170	4.5	50
	SCREWS - RUUVIT - SKRUVAR  ROOF FELT FILLET - KATON PÄÄTYLAUTA - TAKBRÄDE FÖR VINDBRÄDE WALLBEAMS CONNECTING METAL - SEINÄPALKKI YHDISTAMISMETALLI - VÄGGBJÄLKAR SAMMANSLAGNINGMETAL		90	4.5	35
	SCREWS - RUUVIT - SKRUVAR  FIXING HALF BEAMS - VAHVISTETTAVA PUOLIKKAAT PALKIT FÖR ATT FASTA HALVA VÄGGPROFILER		25	4.5	90
SJ1	SCREW JOINT - KIERRETANKO-MYRSKYVARMISTUS GÄNGSTAPP-STORMSÄKRING 		7	øM10	2160
	DOOR - OVI - DÖRR 905x1860 1 set - kpl - st (Left hand-vasen käsi-vänster hand)				
	AST	V.P.	1	905	1860




Detta är ett förslag för hur man kan placera piltärna (100-200 mm i diameter) för golvbjälklaget. Golvbjälklaget är med i byggsatsen, men inte piltärna. Använder man exempelvis 500-600mm långa murblock så kan man halvera antalet punkter. Lägg fuktskyddande papp mellan betong och trä

Tämä on ehdotus siitä, miten (100-200 mm läpimittaiset) jalat voidaan sijoittaa alapohjaa varten. Lattiapalkit ovat rakennussarjassa, mutta jalat eivät ole. Kun käytetään esimerkiksi 500-600 mm pitkiä harkkoja, voidaan pisteiden määrä puoltaa. Aseta betoniin ja puun väliin kosteudelta suojaava pähvi

A proposal for placing piltns (100-200 mm in diameter) for floor beams. Floor beams are provided in the kit but piltns are not included. For example, by using 500-600 mm long masonry units, one can reduce the number of points 50%. Place cardboard between the concrete and wood to protect from moisture

Date rev. Description



House	K4175-44 Krister	Sheet	16
Drawing	Plan	Scale	1:35
Material		Date	16.12.2015
Drawer	K.K.	File	K4175-44 Krister.dwg