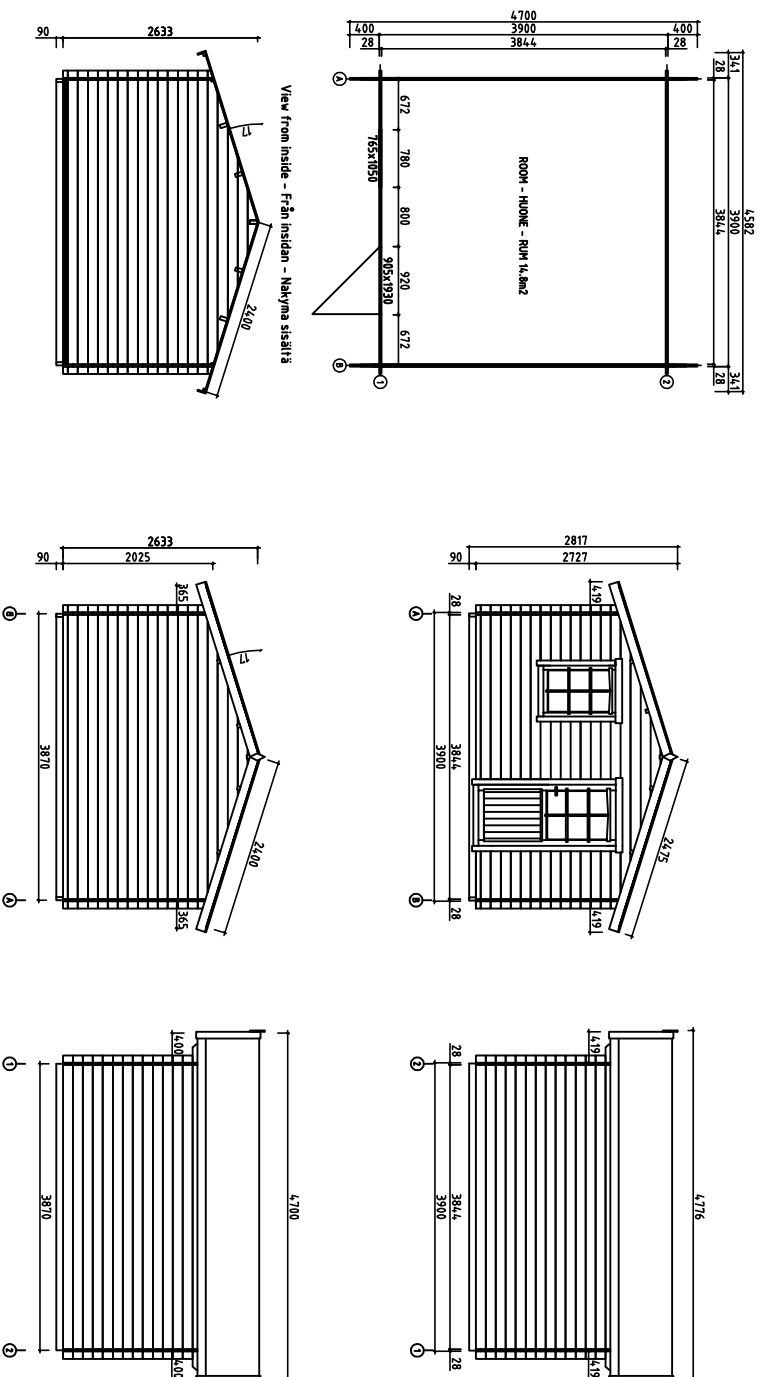
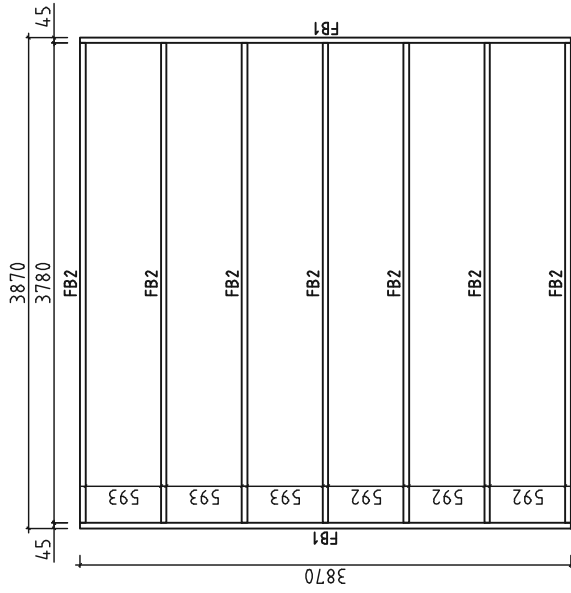


P3939-28 Sissi


Views and ground plan - Fasader och grundplan - Julkisivut ja pohjapiirustus

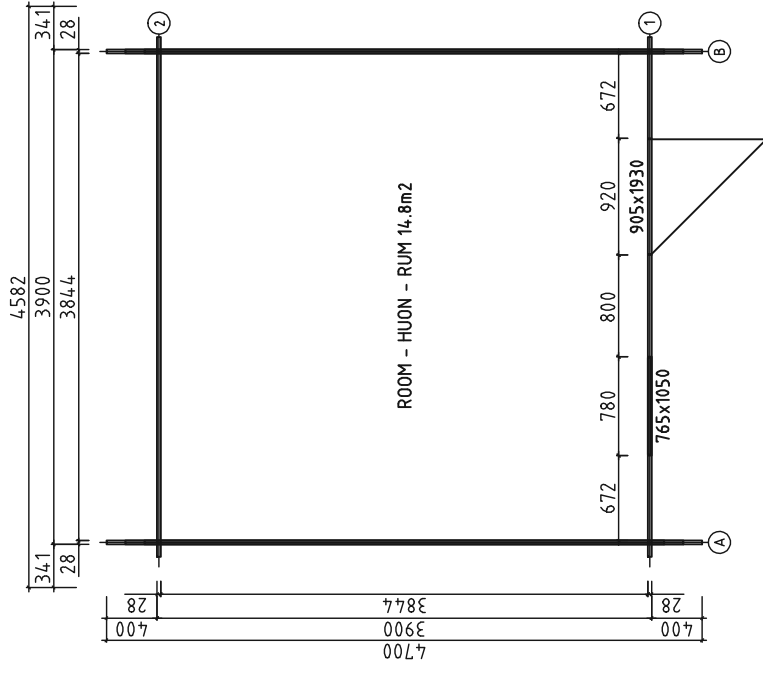



House	P3939-28 Sissi
Drawing	Views-fasader-julkisivut
Material	28x135
Drawer	
Date	rev. Description
Sheet	2
Scale	1:100
Date	15.03.2016
File	P3939-28 Sissi Views.dwg

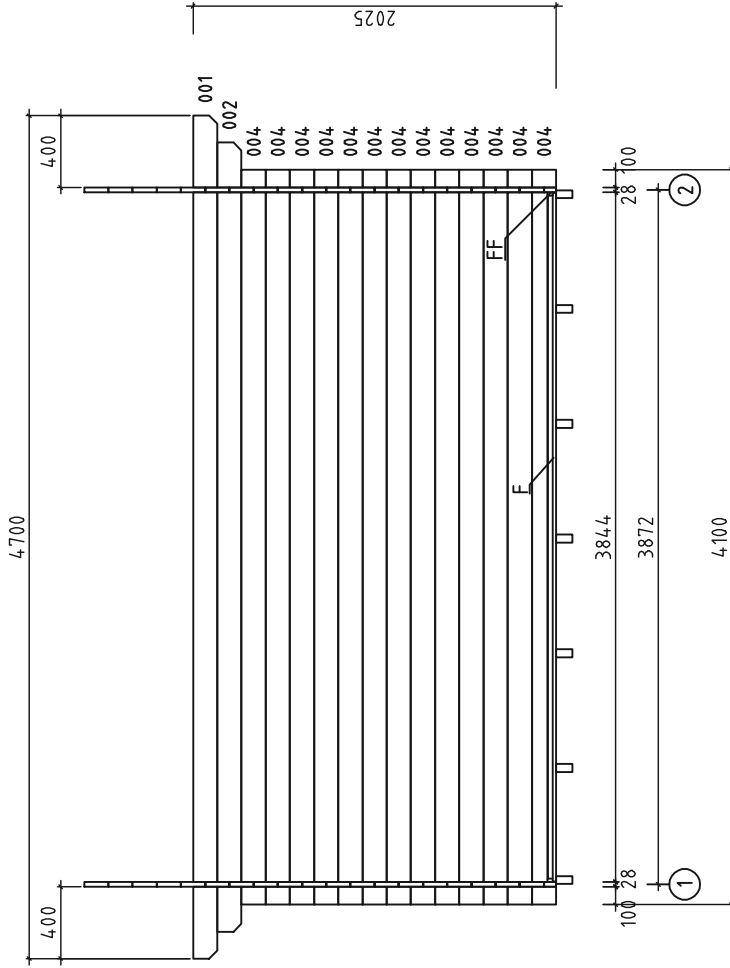


Date rev. Description

	House	P3939-28 Sissi	Sheet	3
	Printing	Floorbeams - Lattipalkit - Gelvögjallar	Scale	1:35
	Height	4,5x90	Date	02.07.2013
	Printer	K.Kahu	File	P3939-28 Sissi.dwg




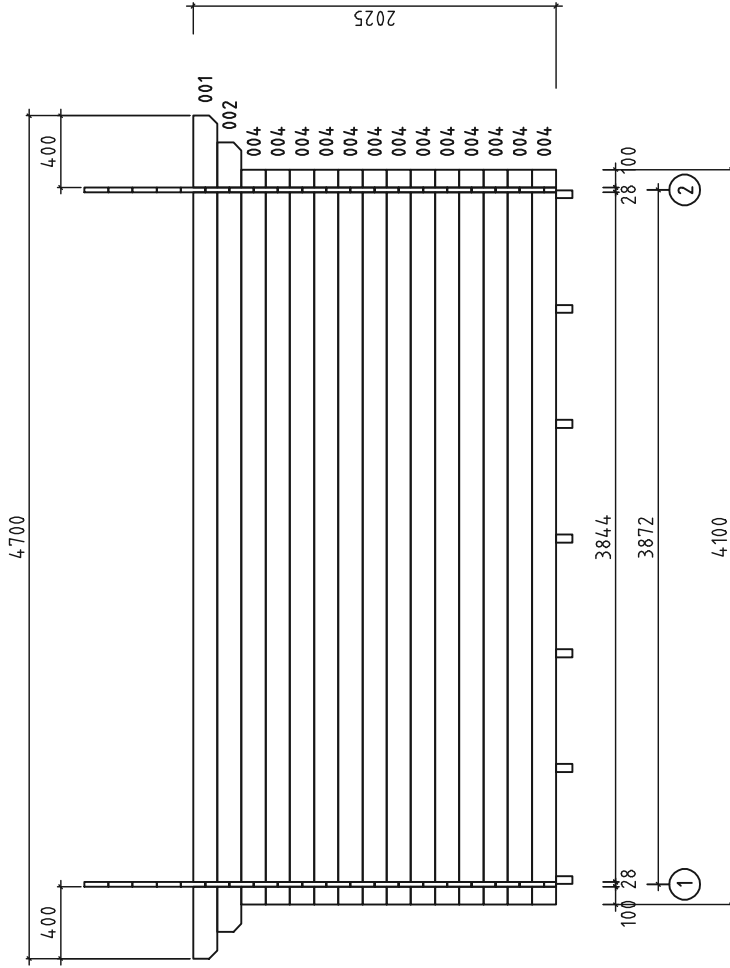
 Polhus	Date	rev.	Description	Sheet
	Heure	P3939-28 Sissi		4
	Projet	Groundplan-pohjapiirustus-grundplan		Scale
	Metsäid	28x135	Date	02.07.2013
Projeur	K.Kahu		File	P3939-28 Sissi.dwg



Wäll - Seinä - Väg A ↗


Date rev. Description

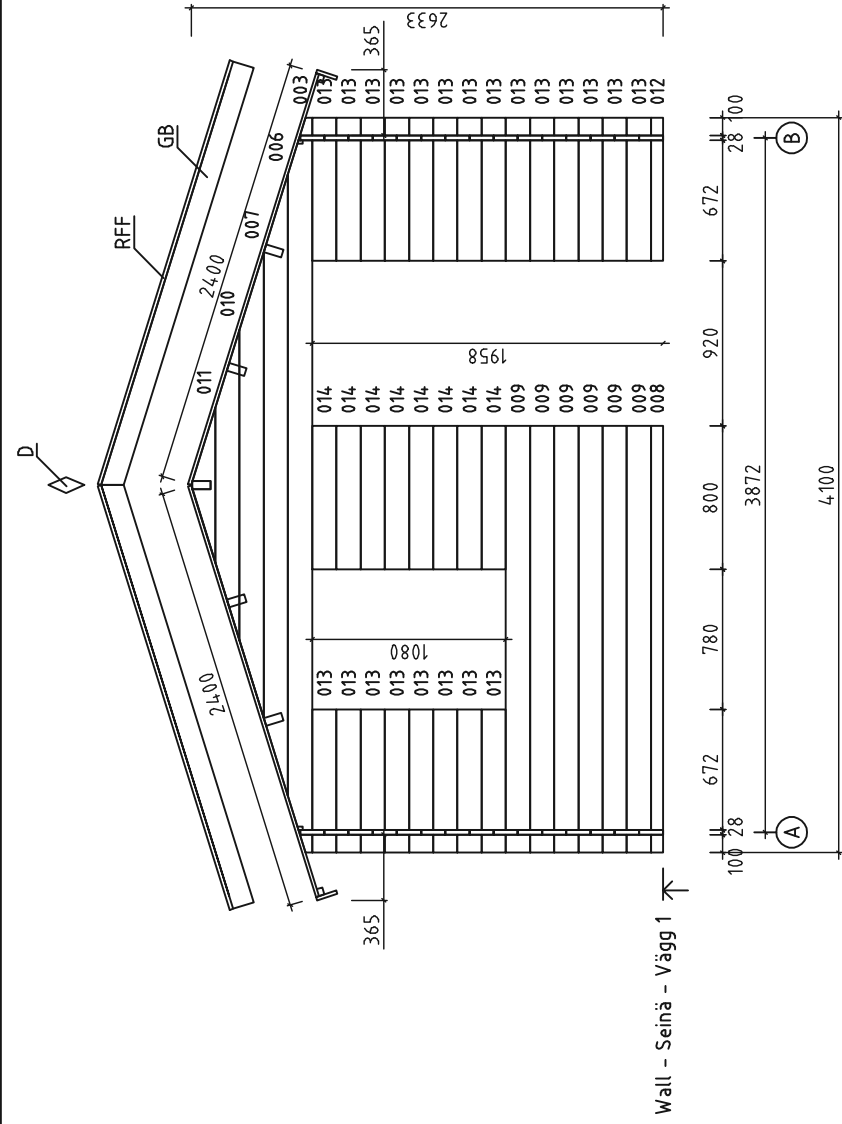
 Polhus	House	P3939-28 Sissi	Sheet	5
	Drawing	Wall - Seinä - Väg A	Scale	1:35
	Material	28x135	Date	02.07.2013
	Drawer	K.Kahu	File	P3939-28 Sissi.dwg



Wall - Seinä - Väg B ↗

Date rev. Description

 Polhus	House	P3939-28 Sissi	Sheet	6
	Drawing	Wall - Seinä - Väg B	Scale	1:35
	Material	28x135	Date	02.07.2013
	Drawer	K.Kahu	File	P3939-28 Sissi.dwg

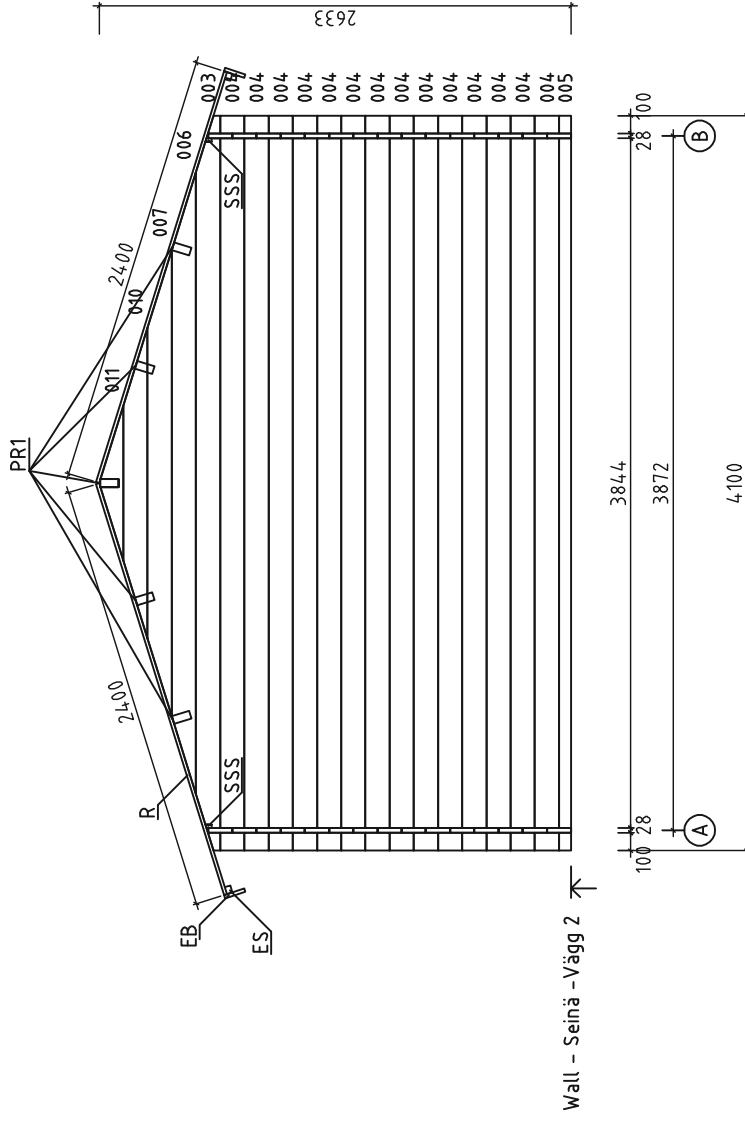


Wall - Seinä - Väggi 1


Date rev. Description

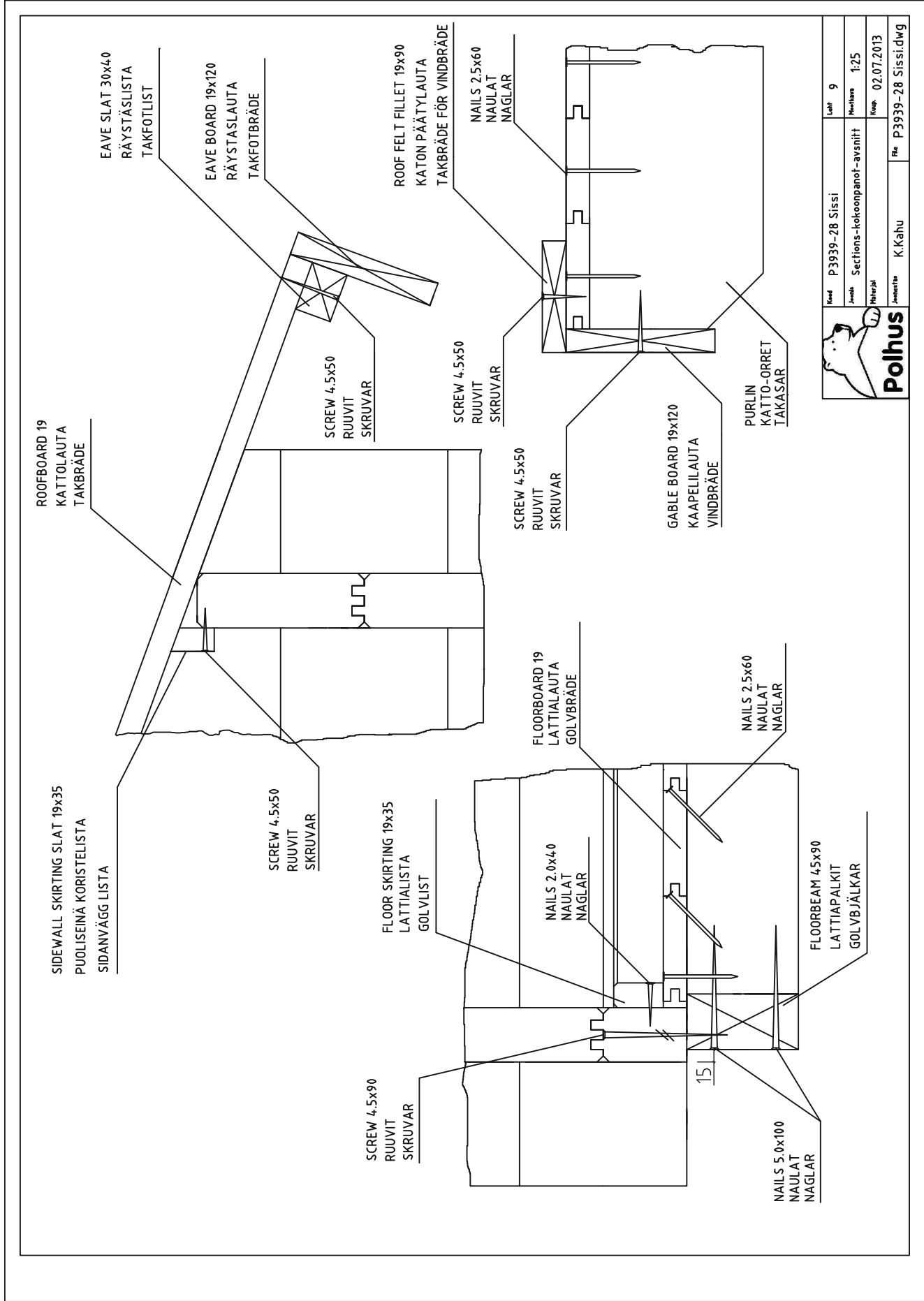
House	P3939-28 Sissi	Sheet	7
Drawing	Wall - Seinä - Väggi 1	Scale	1:35
Material	28x135	Date	02.07.2013
Drawer	K.Kahu	File	P3939-28 Sissi.dwg





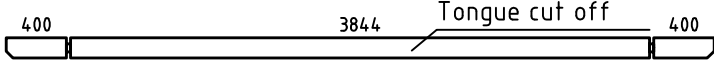
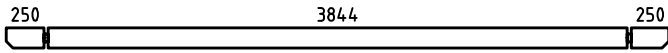
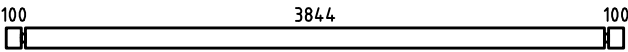
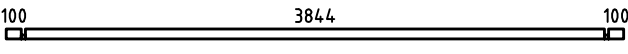
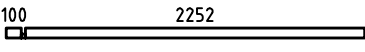
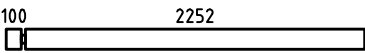
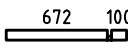


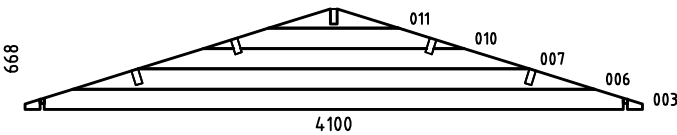
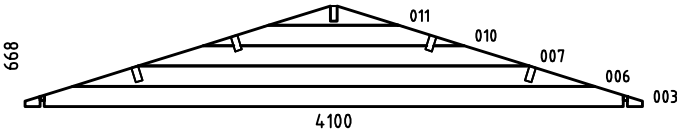
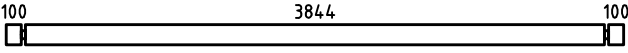

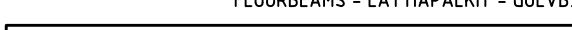
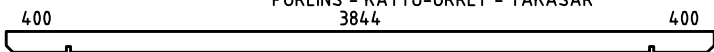



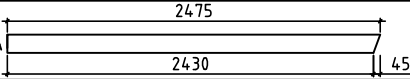




Date rev. Description










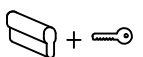

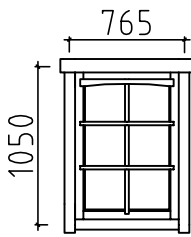
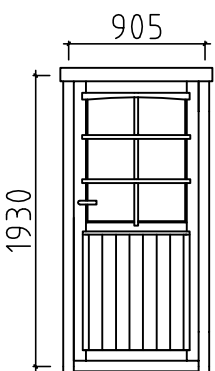
	House	P3939-28 Sissi	Sheet	8
	Drawing	Wall - Seinä - V ägg 2	Scale	1:35
	Material	28x135	Date	02.07.2013
	Drawer	K.Kahu	File	P3939-28 Sissi.dwg

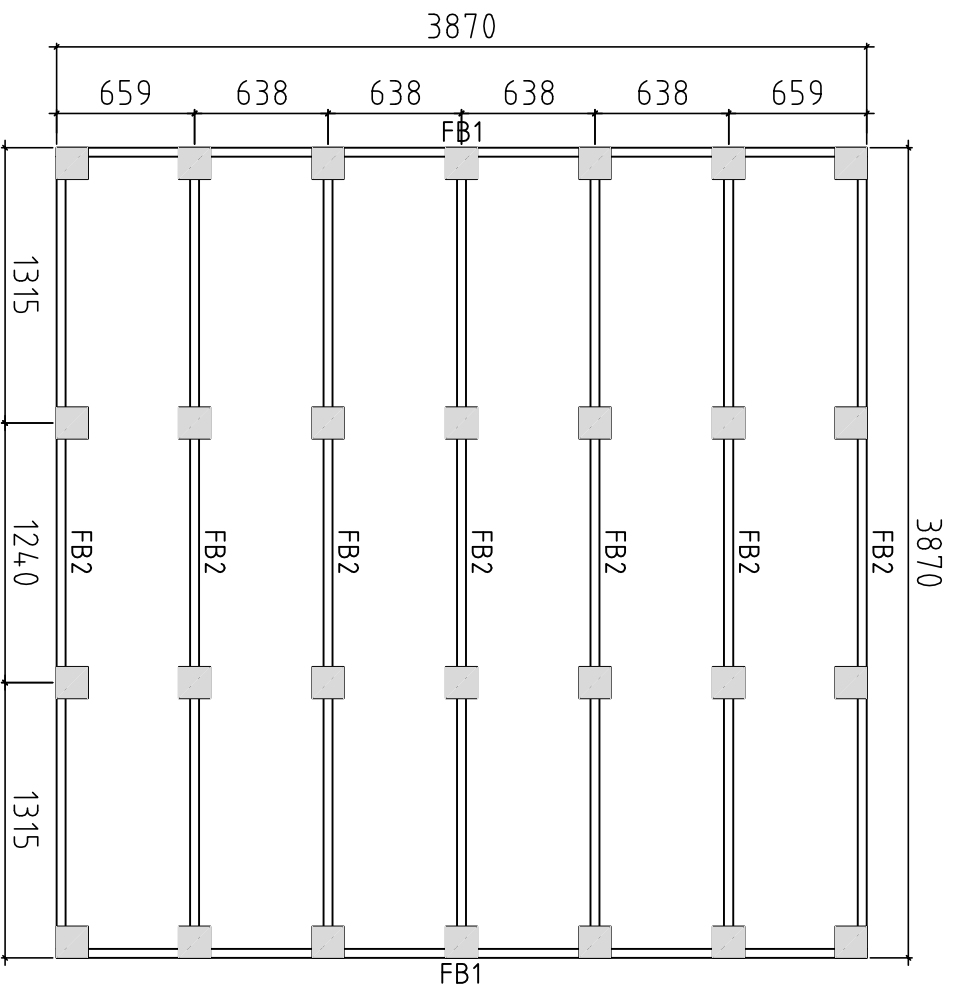


Polhus

Projekt	P3939-28 Sissi	Lehti	9
Yhteisö	Sections-kokoonpanot-avsnitt	Merikem	1:25
Viikko		Kaup	02.07.2013
Arkkitehti	K.Kahu	File	P3939-28 Sissi.dwg

Pos	P3939-28 Sissi	Nr. Pcs.	Profile (mm)	L (mm)
001		2	28x135	4700
002		2	28x135	4400
004		40	28x135	4100
005		1	28x68	4100
008		1	28x68	2380
009		6	28x135	2380
012		1	28x68	800
013		22	28x135	800
014		8	28x135	800
W1-1		1	28x668	4100
W2-1		1	28x668	4100
	 EXTRA PROFILE	1	28x135	4100
FB1	FLOORBEAMS - LATTIAPALKIT - GOLVBJÄLKAR 	2	45x90	3870
FB2	FLOORBEAMS - LATTIAPALKIT - GOLVBJÄLKAR 	7	45x90	3780
PR1	PURLINS - KATTO-ORRET - TÅKASAR 	5	43x140	4700
F	FLOORBOARD - LATTIALAUTA - GOLVBRÄDE  88mm or-tai-eller 114mm	34+1 44+1	19x114 19x88	3840
R	ROOFBOARD - KATTOLAUTA - TAKBRÄDE  88mm or-tai-eller 114mm	84 108	19x114 19x88	2400
FF	FLOOR FILLET - LATTIALISTA - GOLVLIST 		18x30	14.5m
GB	GABLE BOARD - KAAPTELILAUTA - GAVELBRÄDA 	4	19x120	2475
EB	EAVE BOARD - RÄYSTÄSLAUTA - TAKFOTBRÄDE 	2	19x120	4700
ES	EAVE SLAT - RÄYSTÄSLISTA - TAKFOT 	2	30x40	4700
RFF	ROOF FELT FILLET - KATON PÄÄTYLAUTA - BRÄDE OVANPÅ GAVELBRÄDE 	4	19x90	2475
D	DECORATIVE - KORISTE - PRYDNADS 	2	19x90	200

Pos	P3939-28 Sissi	Nr. Pcs.	Profile (mm)	L (mm)
SSS	SIDEWALL SKIRTING SLAT -PUOLISEINÄ KORISTELISTA - SIDANVÄGG LISTA 	2 4	19x35 19x35	3844 400
	NAILS - NAULAT - SPIKAR  FLOORBOARD - LATTIALAUTA - GOLVBRÄDE ROOFBOARD - KATTOLAUTAT - TAKBRÄDE	755	2,5x60	
	NAILS - NAULAT - SPIKAR  SKIRTING SLAT - LATTIALISTA - GOLVLIST BOARD MATCHING WITH GABLE BOARD - KAAPELILAUTA VASTAVA LAUTA - BRÄDE OVANPÅ VINDBRÄDE	40	2,0x40	
	SCREW - RUUVIT - SKRUVAR  EAVE BOARD - RÄYSTÄSLAUTA - TAKFOTBRÄDE EAVE SLAT - RÄYSTÄSLISTA - TAKFOT GABLE BOARD - KAAPELILAUTA - GAVELBRÄDA BORDER BOARDS - REUNALAUTA - FODERBRÄDE	90	3,5x50	
	SCREW - RUUVIT - SKRUVAR  FLOORBEAMS - LATTIAPALKIT - GOLVBJÄLKAR HALF BEAMS - PUOLIKAAT PALKIT - HALVBJÄLKAR	40	4,5x90	
	DOOR CROSSES/OVENLISTAT/SPRÖJS 	1		
	DOOR HANDLE/OVEN KAHVA/DÖRR HANDTAG 	1		
	WINDOW CROSSES/IKKUNALISTAT/SPRÖJS 	1		
	WINDOW HANDLE/IKKUNA KAHVA/FÖNSTER HANDTAG 	1		
	DOOR LOCK+KEYS-OVENLUKKO+AVAIN-DÖRRLÅS+NYCKLAR 	1+1		
AB	ASSEMBLING BEAM-ASENNUSLAUTA-SLAGBRÄDE 	2	28x135	300
	OUTSIDE DOOR BORDER BOARD SET/ULKO OVI KAITEENLAUTA SARJA/ YTTERDÖRREN GRÄNSENBRÄDER KIT (7 BOARDS/LAUTA/BRÄDER)	1		
	WINDOW BORDER BOARD SET/IKKUNA KAITEENLAUTA SARJA/ FÖNSTER GRÄNSENBRÄDER KIT (8 BOARDS/LAUTA/BRÄDER)	1		
	<p><u>765x1050 - 1 set - sarja - sats</u> (right hand - oikea käsi - höger hand)</p>  <p>AST_ISO_KP P.P. 1 765 1050</p> <p><u>905x1930 - 1 set - sarja - sats</u> (right hand - oikea käsi - höger hand)</p>  <p>AST_ISO P.P. 1 905 1930</p>			




Detta är ett förslag för hur man kan placera piltarna (100-200 mm i diameter) för golvvägglaget. Golvväggarna är med i byggsatsen, men inte piltarna. Använder man exempelvis 500-600mm långa murblock så kan man halvera antalet punkter. Lägg fuktskyddande papp mellan betong och trä

Tämä on ehdotus siitä, miten (100-200 mm läpimittaiset) jälat voidaan sijoittaa alapohjaa varten. Lattiapaikit ovat rakennussarjassa, mutta jalat ei ole. Kun käytetään esimerkiksi 500-600 mm pitkiä harkkoja, voidaan pisteiden määrä puolittaa. Aseta betonin ja puun väliin kosteudelta suojaava paperi

A proposal for placing pilthts (100-200 mm in diameter) for floor beams. Floor beams are provided in the kit but pilthts are not included. For example, by using 500-600 mm long masonry units, one can reduce the number of points 50%. Place cardboard between the concrete and wood to protect from moisture

Date rev. Description



House	Sheet
P3939-28 Sissi	
Drawing	Scale
Plan	1:35
Material	Date
	15.03.2016
Drawer	File
K.K.	P3939-28 Sissi.dwg