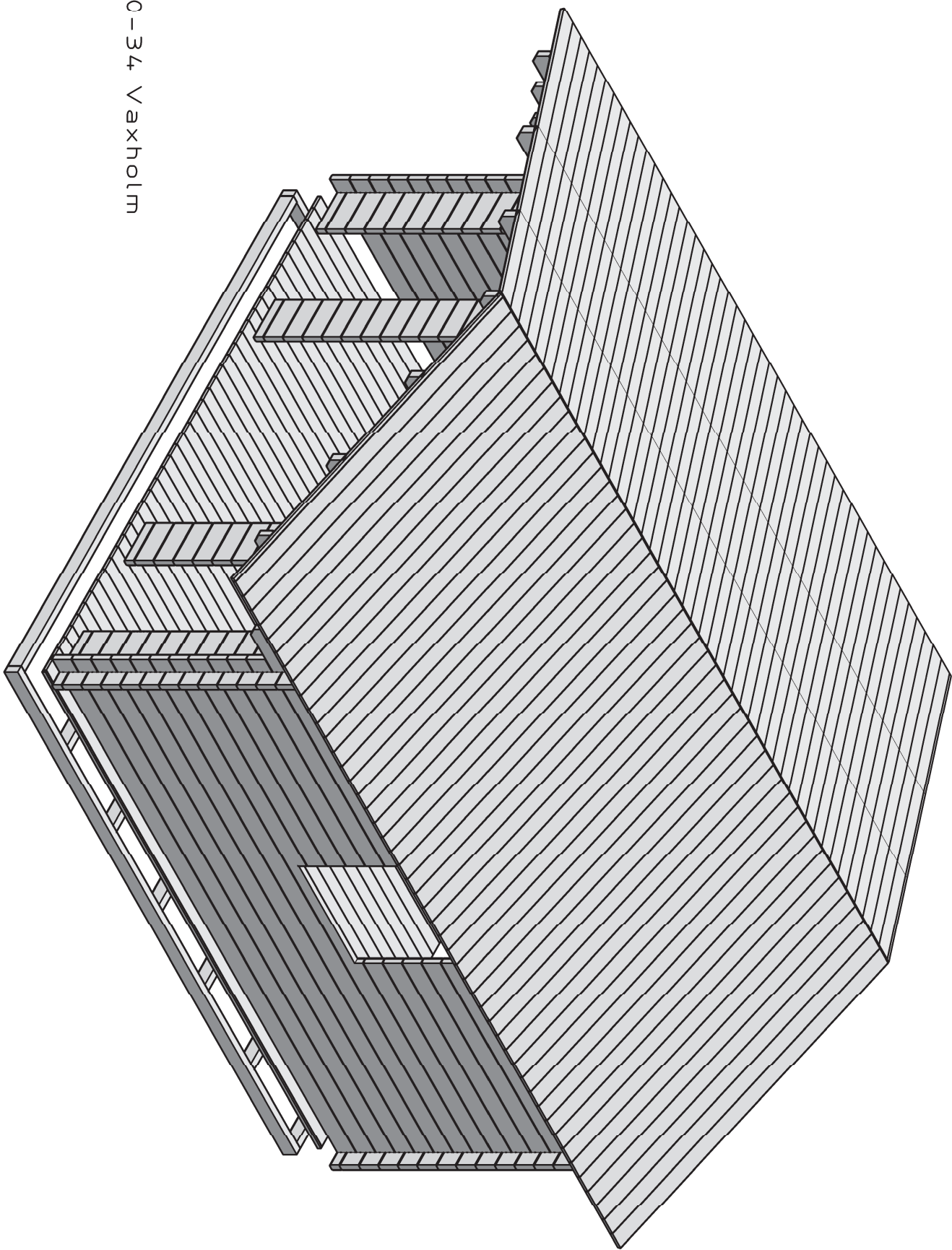
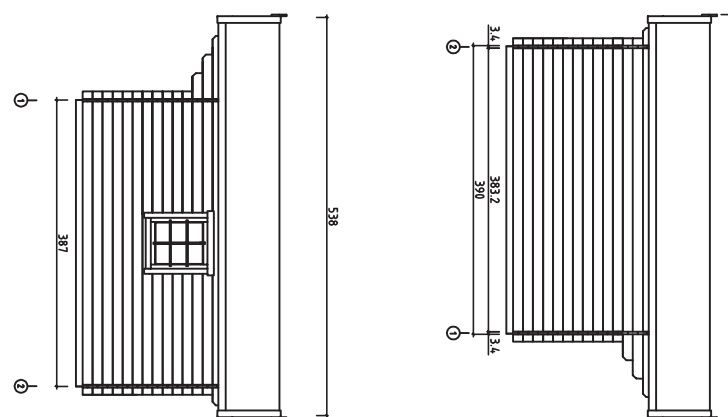
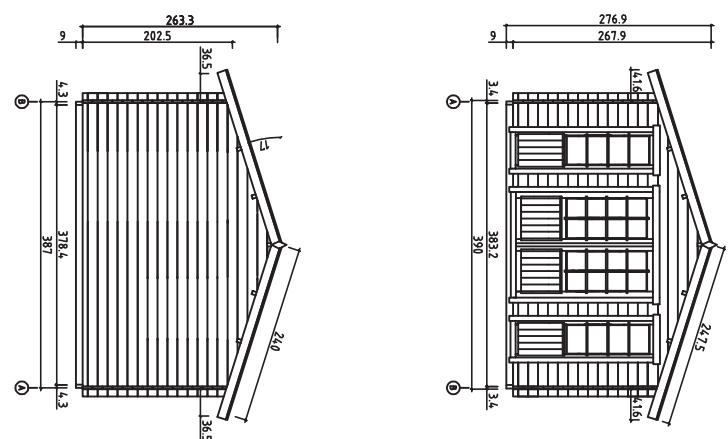
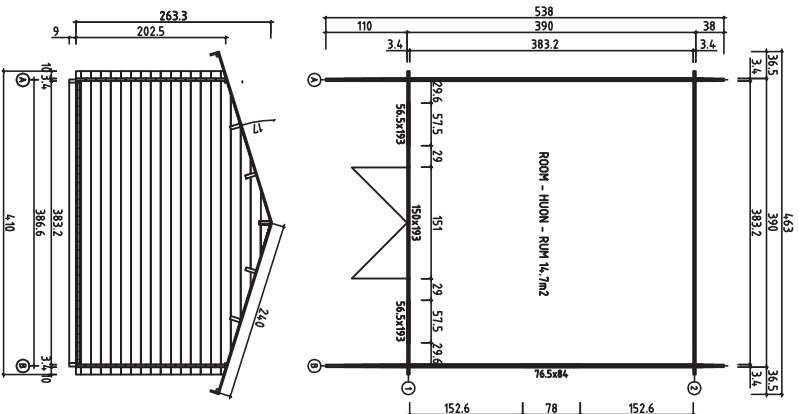




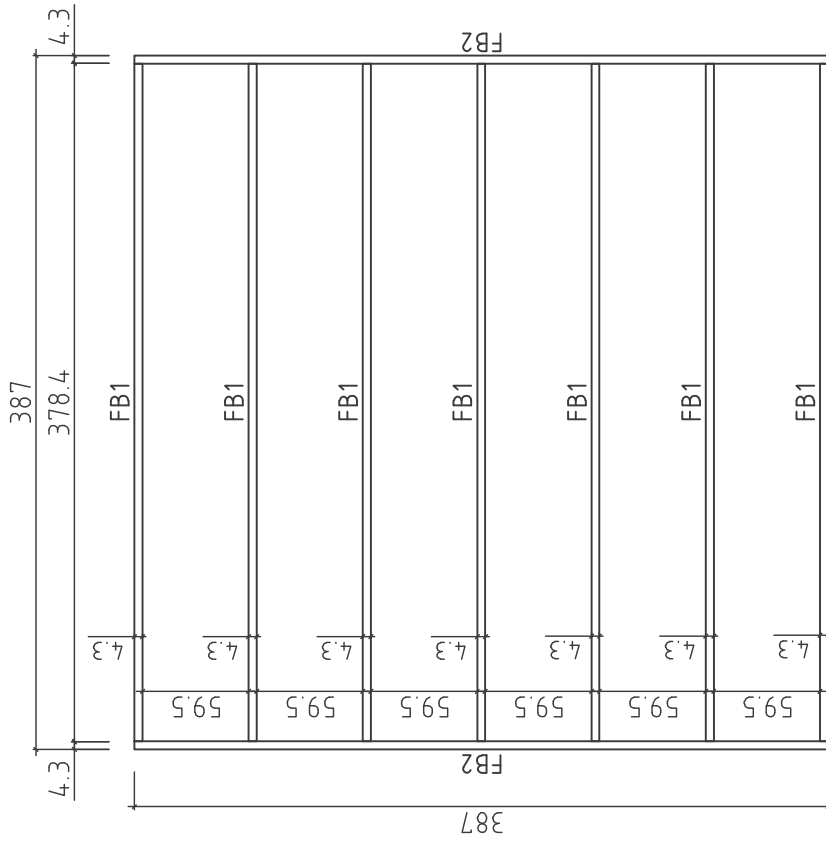
P4040-34 Vaxholm



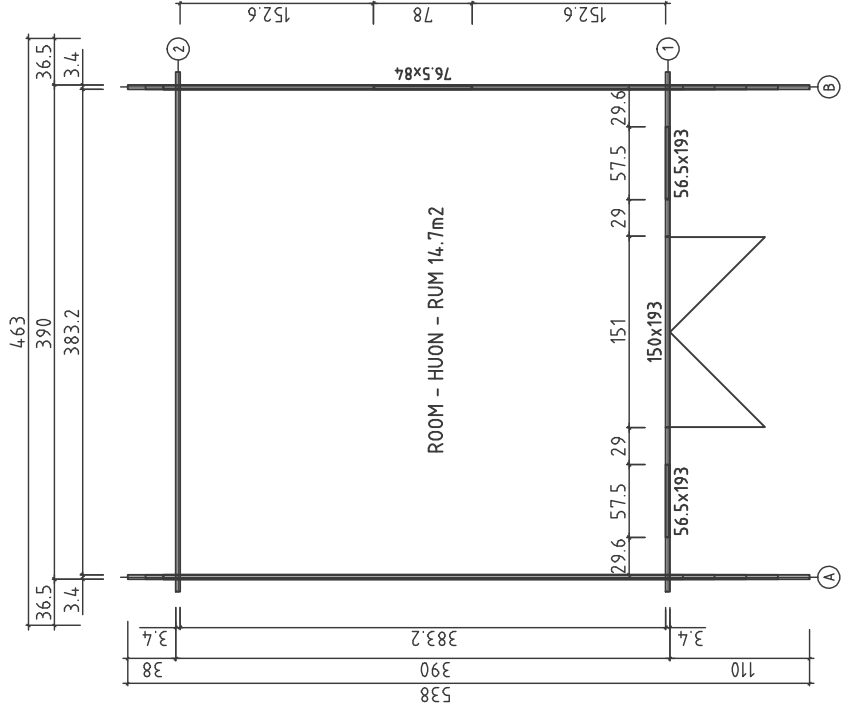



Roof Pmax=70kg/m2  
V 1.0

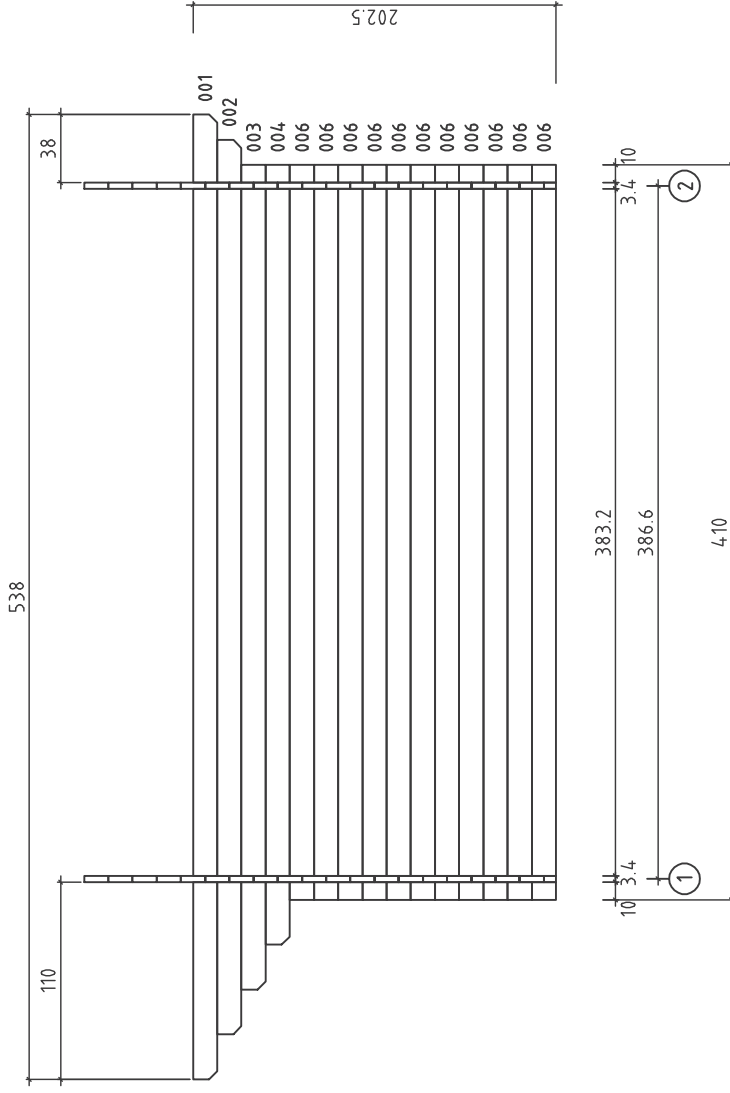
	Kood	P4040-34 Vaxholm	Leht	2
	Joonis	Views - julkisivut - fasader	Hoekava	1:100
	Materiaal	34x135	Kuup.	08.02.2013
Joonesta	File	P4040-34 Vaxholm Views.dwg		



House	P4040-34 Vaxholm	Sheet	3
Drawing	Floorbeams-Lattipalkit-Golvbjälkar	Scale	1:35
Material	4.3x90	Date	08.02.2013
Drawer	K.Kahu	File	P4040-34 Vaxholm.dwg




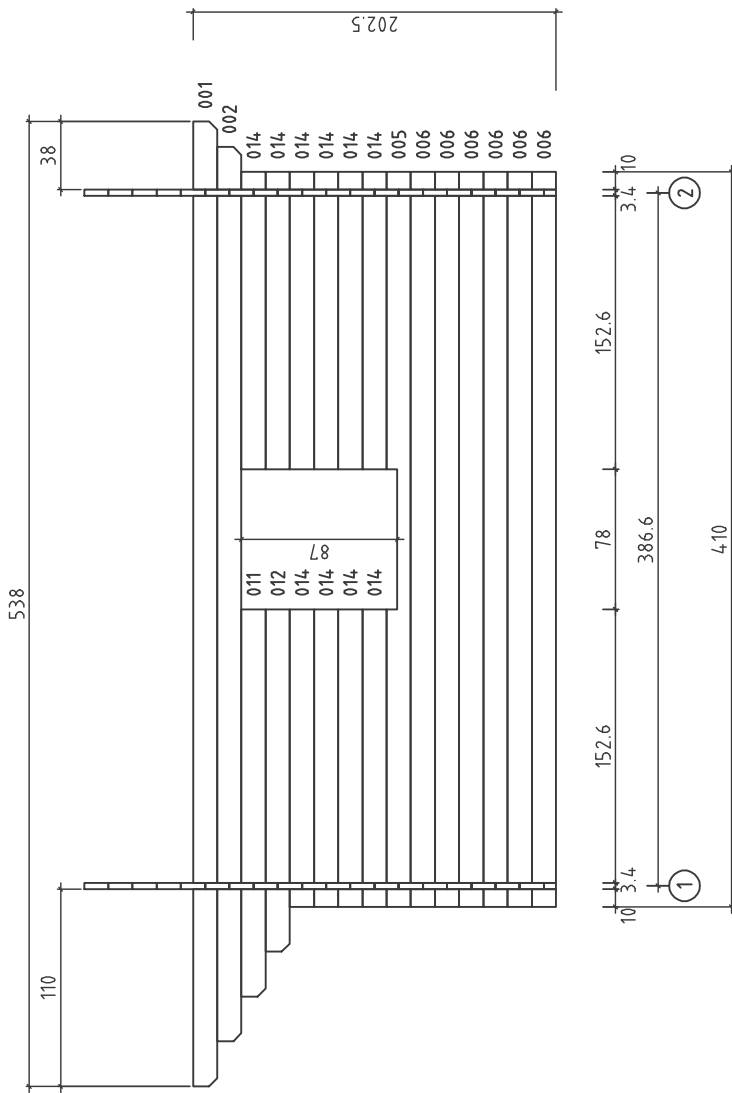
	Date	rev.	Description	Sheet	4	
	Issue	P.4.04.0-34	Vaxholm	Scale	1:35	
	Project	Grundplan-Pohjapiirustus-Grundplan			Date	08.02.2013
	Version	34.x135	Author	K.Kahu	File	P.4.04.0-34_Vaxholm.dwg



Wall-seinä-vägg A ↗


Date rev. Description

	House	P4040-34 Vaxholm	Sheet	5
	Drawing	Wall-seinä-vägg A	Scale	1:35
	Material	34x135	Date	08.02.2013
	Drawer	K.Kahu	File	P4040-34 Vaxholm.dwg

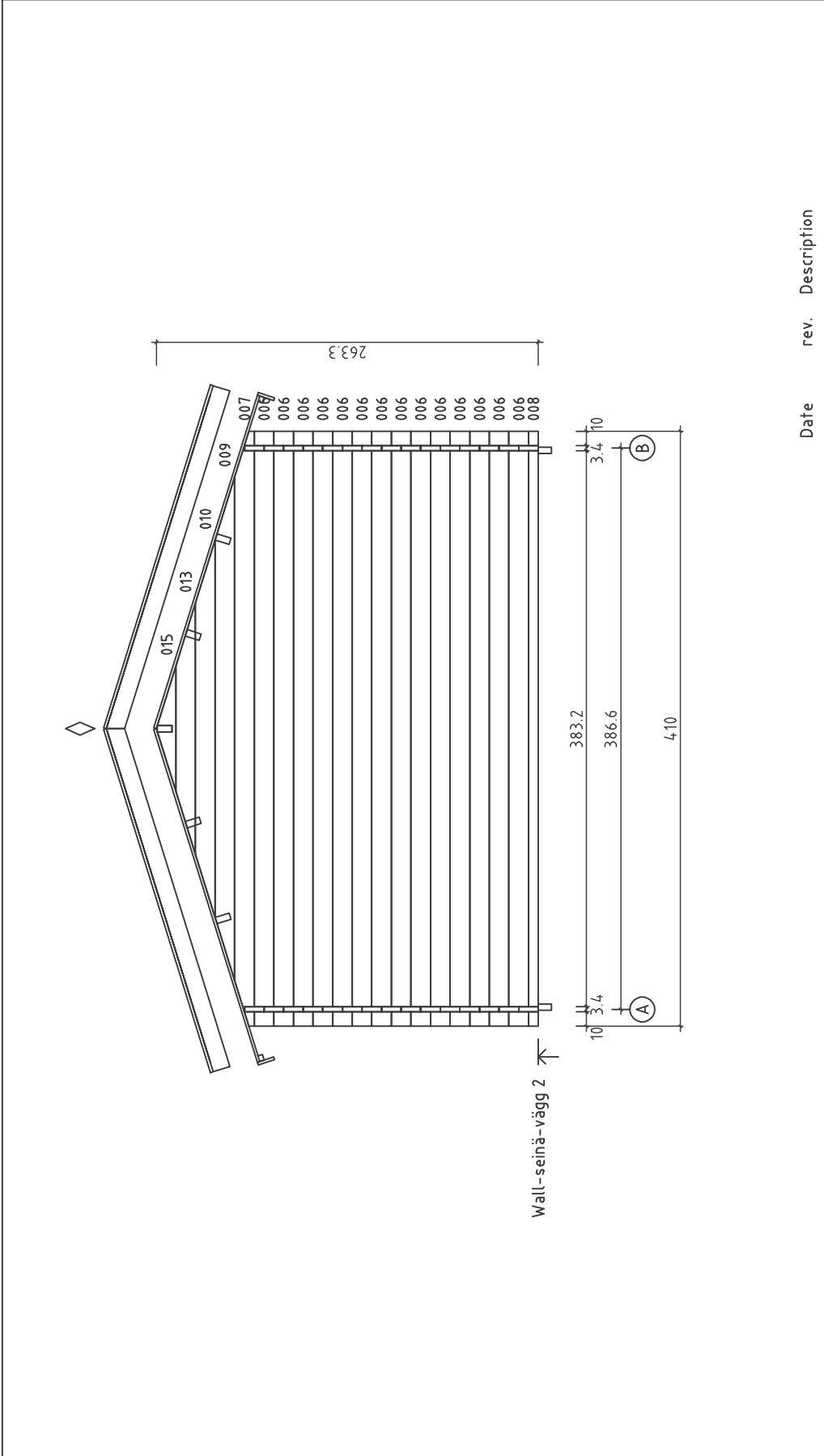


Wall-seinä-vägg B ↗

Date rev. Description

	House	P4040-34 Vaxholm	Sheet	6
	Drawing	Wall-seinä-vägg B	Scale	1:35
	Material	34x135	Date	08.02.2013
	Drawer	K.Kahu	File	P4040-34 Vaxholm.dwg





Date rev. Description

House	P4040-34 Vaxholm	Sheet	8
Drawing	Wall-seinä-vägg 2	Scale	1:35
Material	34x135	Date	08.02.2013
Drawer	K.Kahu	File	P4040-34 Vaxholm.dwg



**Polhus**



SIDEWALL SKIRTING SLAT 19x35  
PUOLISEINÄ KORISTELISTA S  
SIDANVÄGG LISTA

ROOFBOARD 19  
KATTOLAUTA R  
TAKBRÄDE

EAVE SLAT 30x40  
RÄYSTÄSLISTA ES  
TAKFOTLIST

EAVE BOARD 19x120  
RÄYSTÄSLAUTA EB  
TAKFOTBRÄDE

SCREW 4.5x50  
RUUVIT  
SKRUVAR

SCREW 4.5x50  
RUUVIT  
SKRUVAR

SCREW 4.5x90  
RUUVIT  
SKRUVAR

FLOOR SKIRTING 19x35  
LATTIALISTA FF  
GOLVLIST

ROOF FELT FILLET 19x90  
KATON PÄÄTYLAUTA RFF  
TAKBRÄDE FÖR VINDBRÄDE

SCREW 4.5x50  
RUUVIT  
SKRUVAR

FLOORBOARD 19  
LATTIALAUTA F  
GOLVBRÄDE

SCREW 4.5x50  
RUUVIT  
SKRUVAR

NAILS 2.0x40  
NAULAT  
NAGLAR

NAILS 2.5x60  
NAULAT  
NAGLAR

GABLE BOARD 19x120  
KAAPELILAUTA GB  
VINDBRÄDE

NAILS 2.5x60  
NAULAT  
NAGLAR



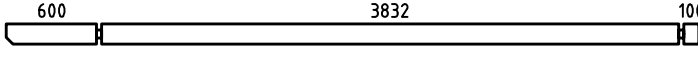
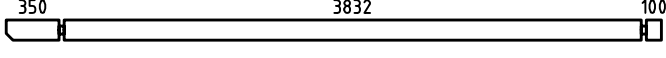





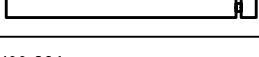





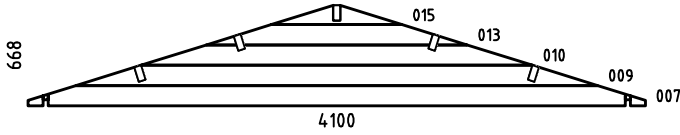
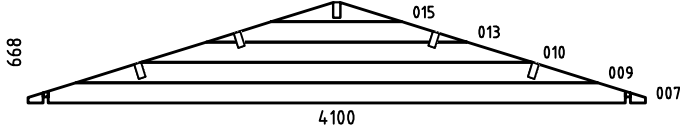






NAILS 5.0x100  
NAULAT  
NAGLAR

PURLIN PR  
KATTO-ORRET  
TAKASAR

FLOORBEAM 43x90  
LATTIAPALKIT FB  
GOLVBÄLKAR



Kood	P 404.0-34, Vaxholm	Lehti	9
Jonni	Sections-kokoonpano-avshitt	Merkki	1:35
Materiaali	34x135	Kaup.	08.02.2013
Juonittaja	K.Kahu	File	P 404.0-34, Vaxholm.dwg

Pos	P4040-34 Vaxholm	Pcs.	Profile (mm)	L (mm)
001		2	34x135	5380
002		2	34x135	4990
003		1	34x135	4600
004		1	34x135	4350
005		1	34x135	4100
006		31+1	34x135	4100
008		1	34x68	4100
011		1	34x135	2160
012		1	34x135	1910
014		10	34x135	1660
016		2	34x68	430
017		28	34x135	430
018		2	34x68	290
019		28	34x135	290
SB		1	34x135	5380
W1-1		1	34x668	4100
W2-1		1	34x668	4100
FB2		2	43x90	3870
FB1		7	43x90	3784
PR1		5	43x140	5380
F	FLOORBOARD - LATTIALAUTA - GOLVBRÄDE  88mm or -tai- eller 114mm	44+1 34+1	19x88 19x114	3830 3830
R	ROOFBOARD - KATTOLAUTA - TAKBRÄDE  88mm or -tai- eller 114mm	124+1 96+1	19x88 19x114	2400 2400
FF	FLOOR FILLET - LATTIALISTA - GOLVLIST 		19x35	15.4m



Polhus

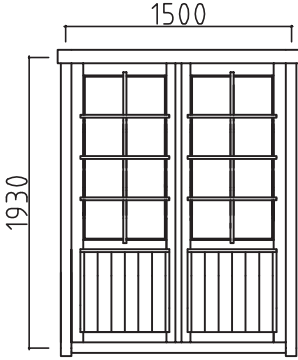
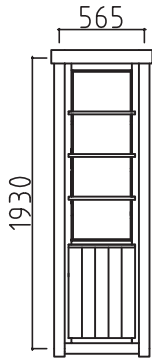

Kood P4040-34 Vaxholm

Materjal

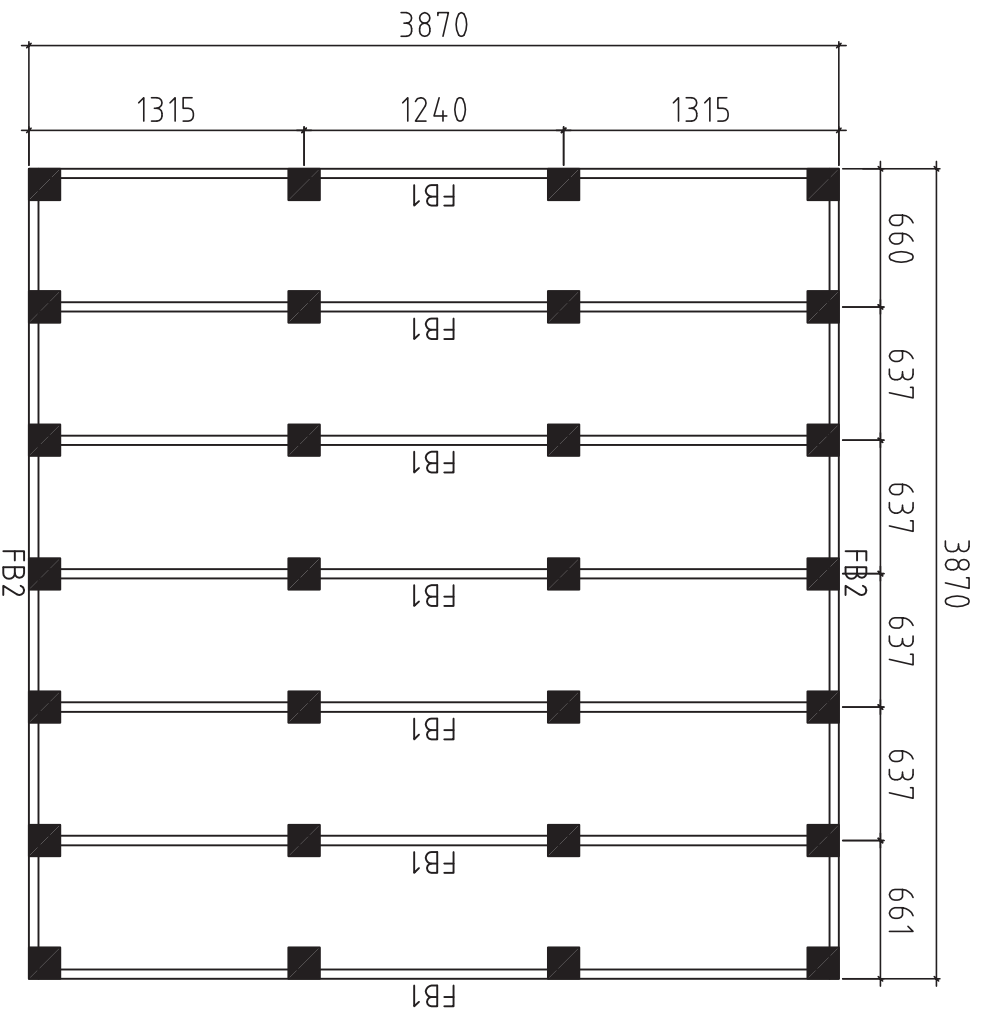
File P4040-34 Vaxholm.dwg

Leht 1/3

Pos	P4040-34 Vaxholm		Pcs.	Profile (mm)	L (mm)	
GB	GABLE BOARD - KAAPELILAUTA - GAVELBRÄDA		4	19x120	2475	
EB	EAVE BOARD - RÄYSTÄSLAUTA - TAKFOTBRÄDE		4	19x120	2690	
ES	EAVE SLAT - RÄYSTÄSLISTA - TAKFOT		4	30x40	2690	
RFF	ROOF FELT FILLET - KATON PÄÄTYLAUTA - BRÄDE OVANPÅ GAVELBRÄDE		4	19x90	2475	
D	DECORATIVE - KORISTE - PRYDNADS		2	19x90	200	
S1 S2 S3	SIDEWALL SKIRTING SLAT -PUOLISEINÄ KORISTELISTA - SIDANVÄGG LISTA		2 2 2	19x35 19x35 19x35	3832 1100 380	
	NAILS - NAULAT - SPIKAR		FLOORBOARD - LATTIALAUTA - GOLVBRÄDE ROOFBOARD - KATTOLAUTAT - TAKBRÄDE	834	2,5x60	
	NAILS - NAULAT - SPIKAR		SKIRTING SLAT - LATTIALISTA - GOLVLIST BOARD MATCHING WITH GABLE BOARD - KAAPELILAUTA VASTAVA LAUTA - BRÄDE OVANPÅ VINDBRÄDE	50	2,5x40	
	NAILS - NAULAT - SPIKAR		FLOORBEAMS - LATTIAPALKIT - GOLVBJÄLKAR	32	5,0x100	
	SCREWS - RUUVIT - SKRUVAR		BOARD FOR SETTLEMENT SLOT - LAUTA PAINUMISRAKON- - BRÄDE FÖR SÄTTNINGSSPRINGA	50	3,5x35	
	SCREWS - RUUVIT - SKRUVAR		EAVE BOARD - RÄYSTÄSLAUTA - TAKFOTBRÄDE EAVE SLAT - RÄYSTÄSLISTA - TAKFOT GABLE BOARD - KAAPELILAUTA - GAVELBRÄDA BORDER BOARDS - REUNALAUTA - FODERBRÄDE	60	3,5x50	
	SCREWS - RUUVIT - SKRUVAR		FIXING HALF BEAMS FÖR ATT BEKRÄFTA HALVBJÄLKAR VAHVISTETTAVA PUOLIKKAAT PALKIT	10	4,5x90	
M	BOARD FOR ASSEMBLING - ASENNUSLAUTA - SLAGBRÄDE			2	34x135	300
	DOOR CROSSES/OVENLISTAT/SPRÖJS			2		
	DOOR HANDLE/OVEN KAHVA/DÖRR HANDTAG			1		
	WINDOW CROSSES/IKKUNALISTAT/SPRÖJS			1		
	SIDE ELEMENT DECORATION SLAT/PUOLIELEMENTTI KAUNEUS LISTAT /SIDAN AV ELEMENTAT SKÖNHET LIST			6		
	WINDOW HANDLE/IKKUNA KAHVA/FÖNSTER HANDTAG			1		
	DOOR LOCK+KEYS/OVENLUKKO+AVAIN/DÖRRLÅS+NYCKLAR			1+1		
	DOUBLEDOOR FRAME SET/PARIOVIA KARMIT/DUBBELDÖRREN RAMAR			1		
	DOUBLEDOOR BORDER BOARD SET/PARIOVIA KAITEENLAUTA SARJA/ DUBBELDÖRREN GRÄNSENBRÄDER KIT (7 BOARDS/LAUTA/BRÄDER)			1		
	SIDE ELEMENT BORDER BOARD SET/PUOLIELEMENTTI KAITEENLAUTA SARJA/ SIDAN AV ELEMENTAT GRÄNSENBRÄDER KIT (7 BOARDS/LAUTA/BRÄDER)			2		
	WINDOW BORDER BOARD SET/IKKUNA KAITEENLAUTA SARJA/ FÖNSTER GRÄNSENBRÄDER KIT (8 BOARDS/LAUTA/BRÄDER)			1		

Pos	P4040-34 Vaxholm	Pcs.	Profile (mm)	L (mm)
	<p data-bbox="507 174 1018 253">1500x1930 - 1 set - sarja - sats (right hand - oikea käsi - höger hand)</p>  <p data-bbox="746 450 858 483">Ast_Iso</p>	P 1	1500	1930
	<p data-bbox="547 712 994 745">565x1930 - 2 set - sarja - sats</p>  <p data-bbox="635 958 786 992">Ast_Iso_K</p>	2	565	1930
	<p data-bbox="547 1193 1058 1272">765x840 - 1 set - sarja - sats (right hand - oikea käsi - höger hand)</p>  <p data-bbox="643 1395 818 1429">Ast_Iso_KP</p>	P 1	765	840






Detta är ett förslag för hur man kan placera plintarna (100-200 mm i diameter) för golvjäklaget. Golvjäklarna är med i byggsatsen, men inte plintarna. Använder man exempelvis 500-600mm långa murblock så kan man halvera antalet punkter. Lägg fuktskyddande papp mellan betong och trä

Tämä on ehdotus siitä, miten (100-200 mm läpimittaiset) jalat voidaan sijoittaa alapohjan varten. Lattipalkit ovat rakennussarjassa, mutta jalat ei ole. Kun käytetään esimerkiksi 500-600 mm pitkiä harkkoja, voidaan pisteiden määrä puolittaa. Aseta betoniin ja puun väliin kosteudelta suojaava pappi!

A proposal for placing pilinths (100-200 mm in diameter) for floor beams. Floor beams are provided in the kit but pilinths are not included. For example, by using 500-600 mm long masonry units, one can reduce the number of points 50%. Place cardboard between the concrete and wood to protect from moisture

Date rev. Description



House	P4040-34 Vaxholm	Sheet	
Drawing	FOUNDATION PLAN - PLINTPLAN	Scale	1:35
Material	34x135	Date	08.12.2015
Drawer	K.K.	File	P4040-34 Vaxholm.dwg