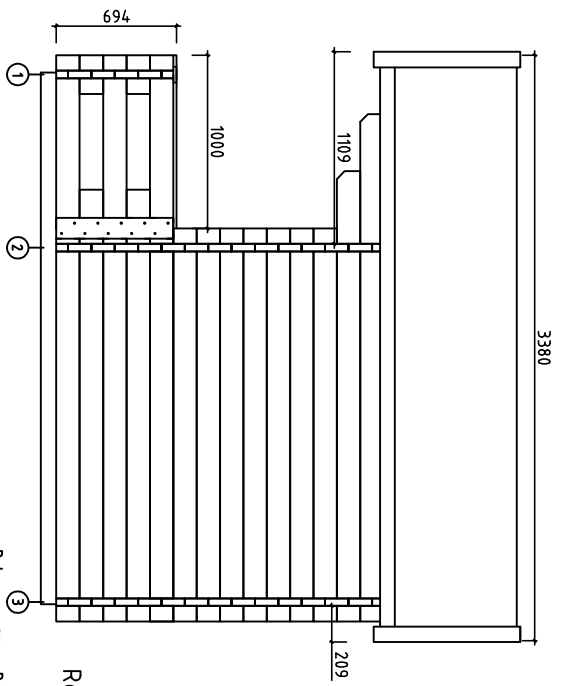
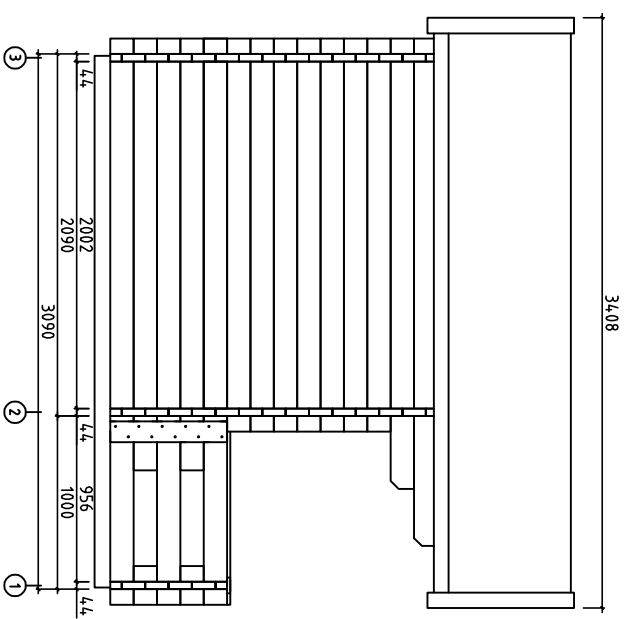
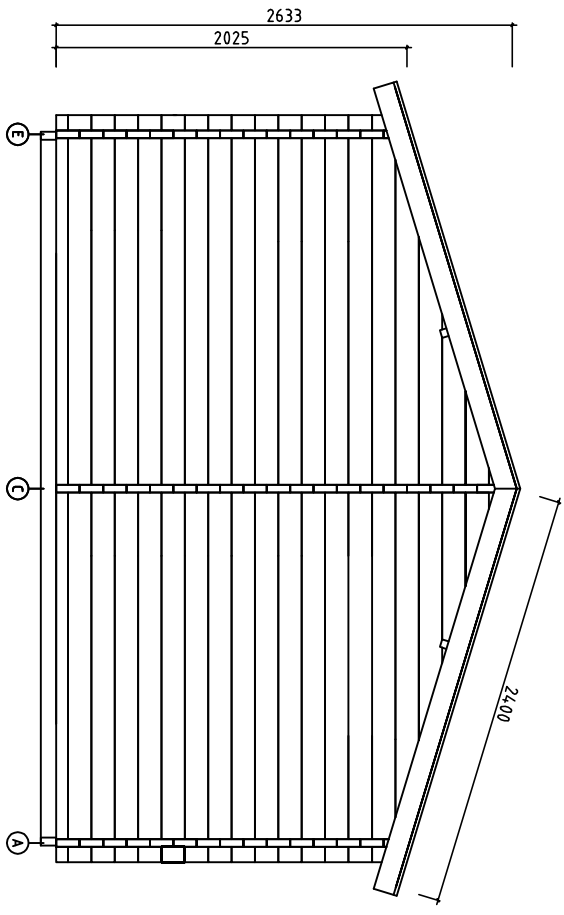
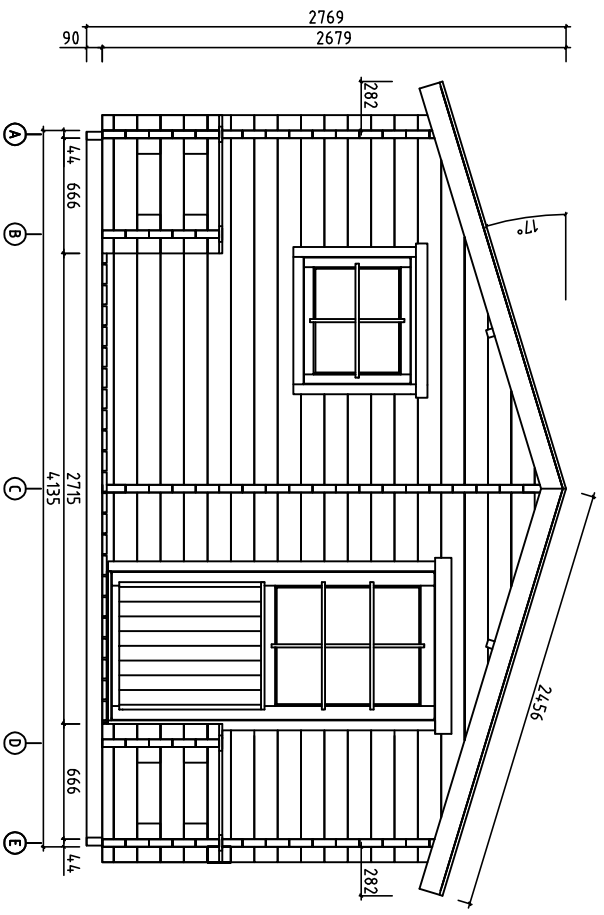



Date rev. Description

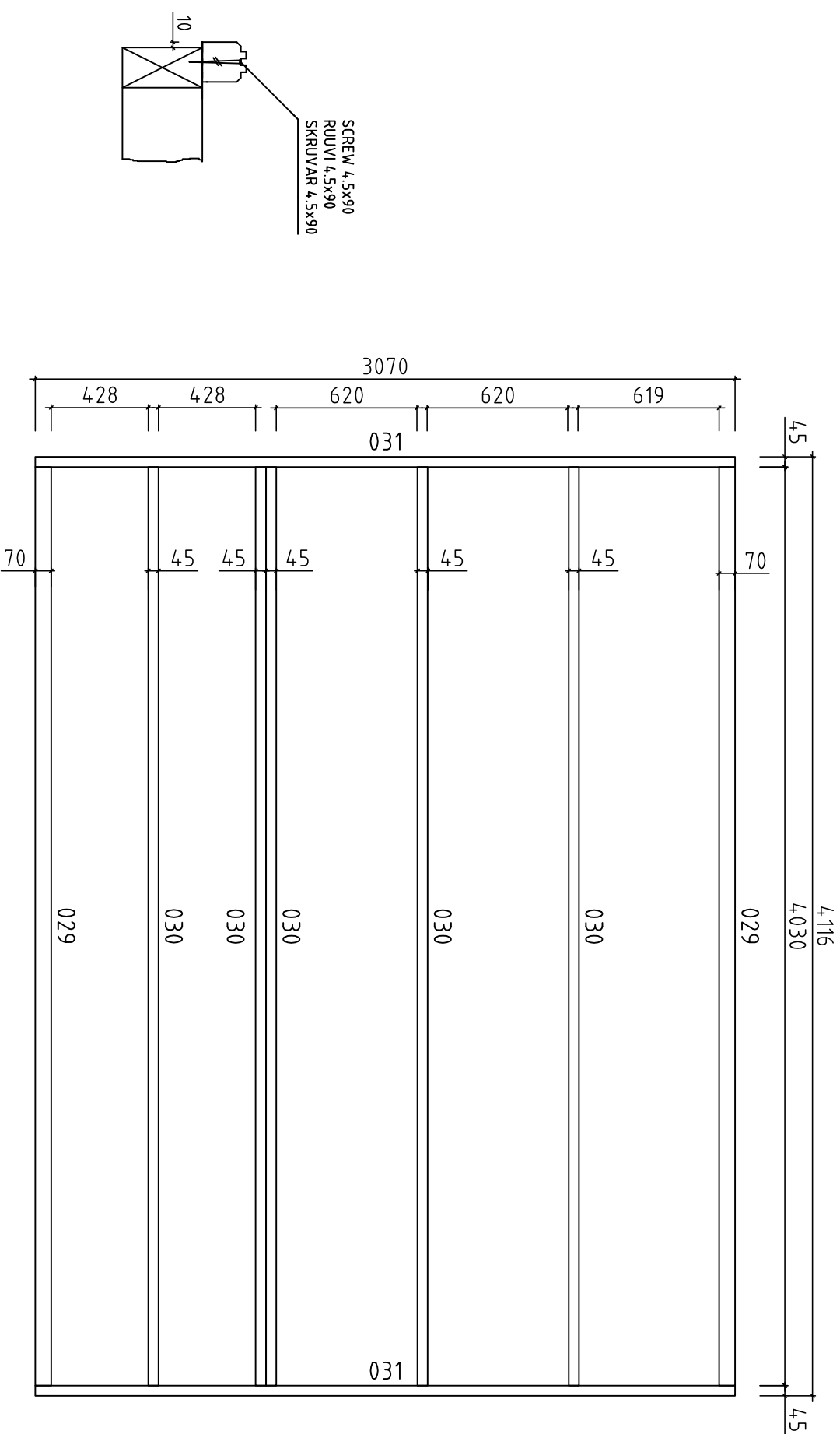
House	Date	rev.	Description	Sheet
S4020-44, Folkbastun				
Drawing	3D			Scale
Material	44x135			Date
				14.12.2016
Drawer	K.K.			
				File
				S4020-44, Folkbastun 3D.dwg



Roof Pmax=180kg/m<sup>2</sup>  
V 1.0


	House	S4020-4,4 Folkbastun	Sheet	1
	Drawing	Views-kuvat-sedd	Scale	1:50
	Material	4,4x135	Date	14.12.2016
	Drawn		File	S4020-4,4 Folkbastun Views.dwg

Date rev. Description

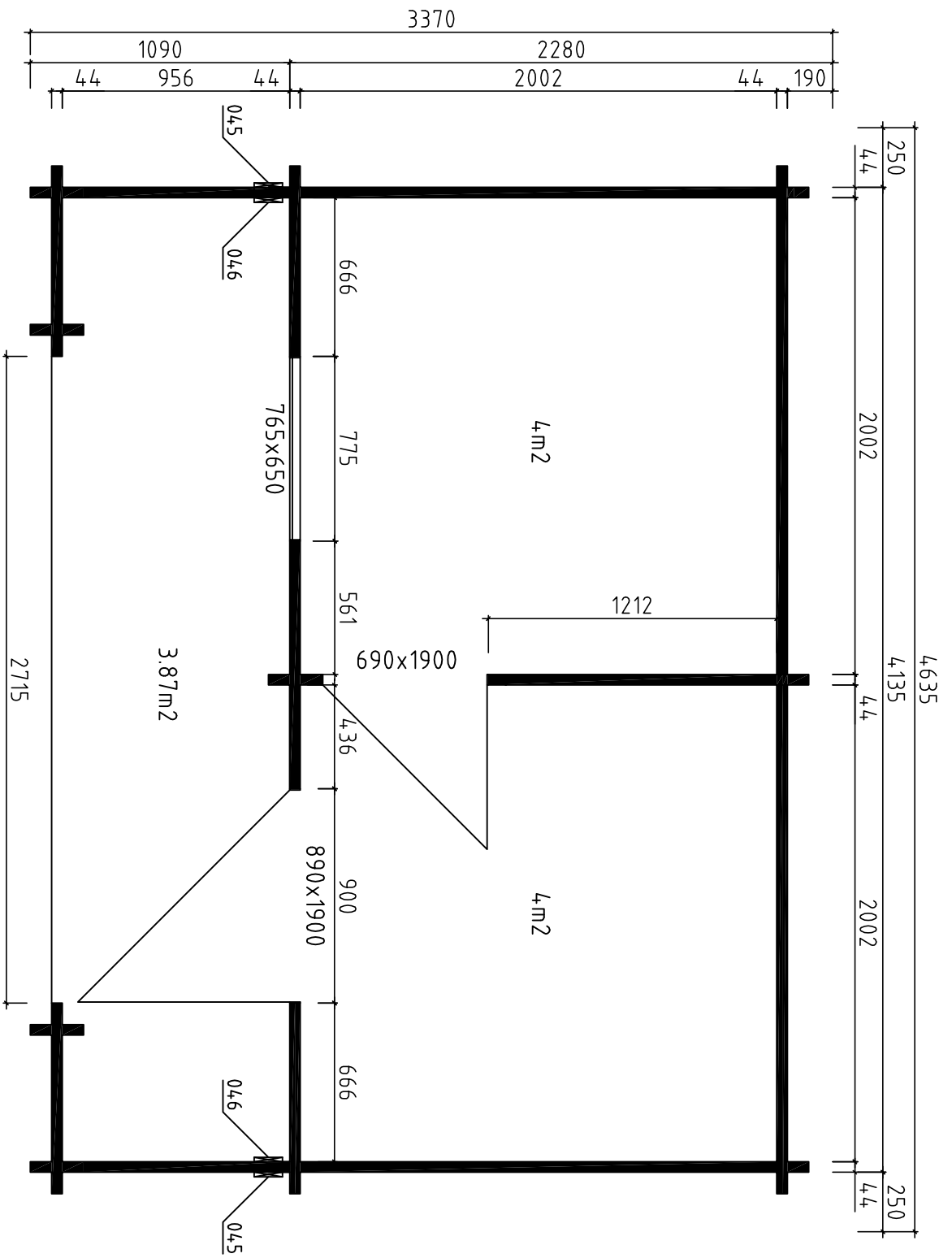


NB!!! PLACE FIRST WALLBEAM ROUND OVER THE FLOORBEAMS FRAME 10mm  
 NB!!! FIX THE HALF BEAMS INTO FLOORBEAMS WITH SCREWS 4.5x90


Date rev. Description



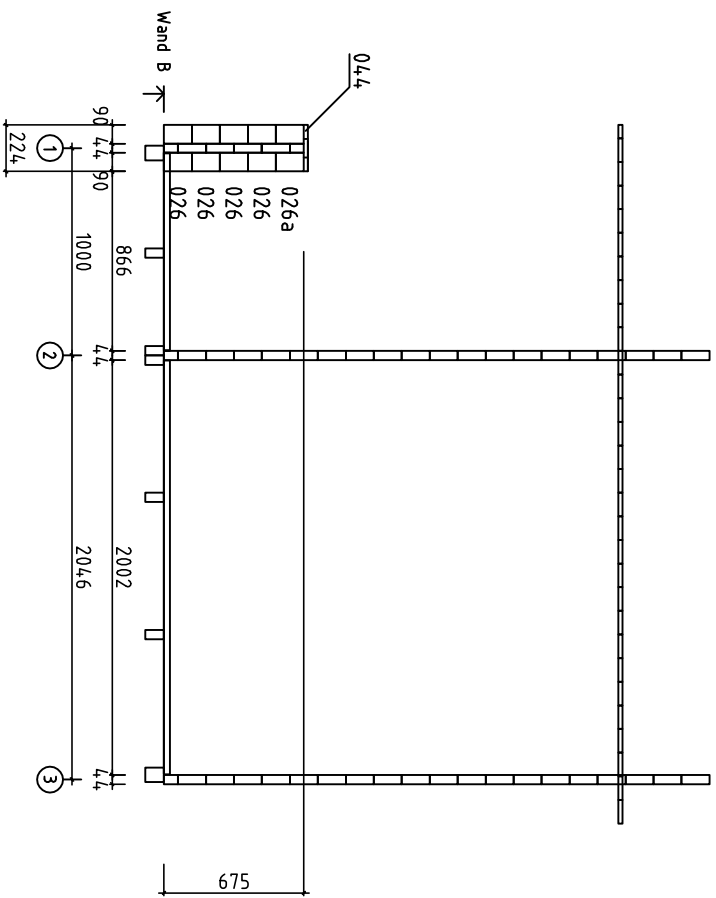
House	S4020-44 Folkbastun	Sheet	2
Drawing	Floorbeams-lattipakkit-golvbjalkar	Scale	1:25
Material	70x90; 45x90	Date	14.12.2016
Drawer		File	S4020-44 Folkbastun Floorbeams.dwg




Date rev. Description

 <b>Polhus</b>		House	S4020-44 Folkbastun	Sheet	3	
		Drawing	Plan	Scale	1:25	
		Material	44x135	Date	14.12.2016	
Drawer					File	S4020-44 Folkbastun Plan.dwg


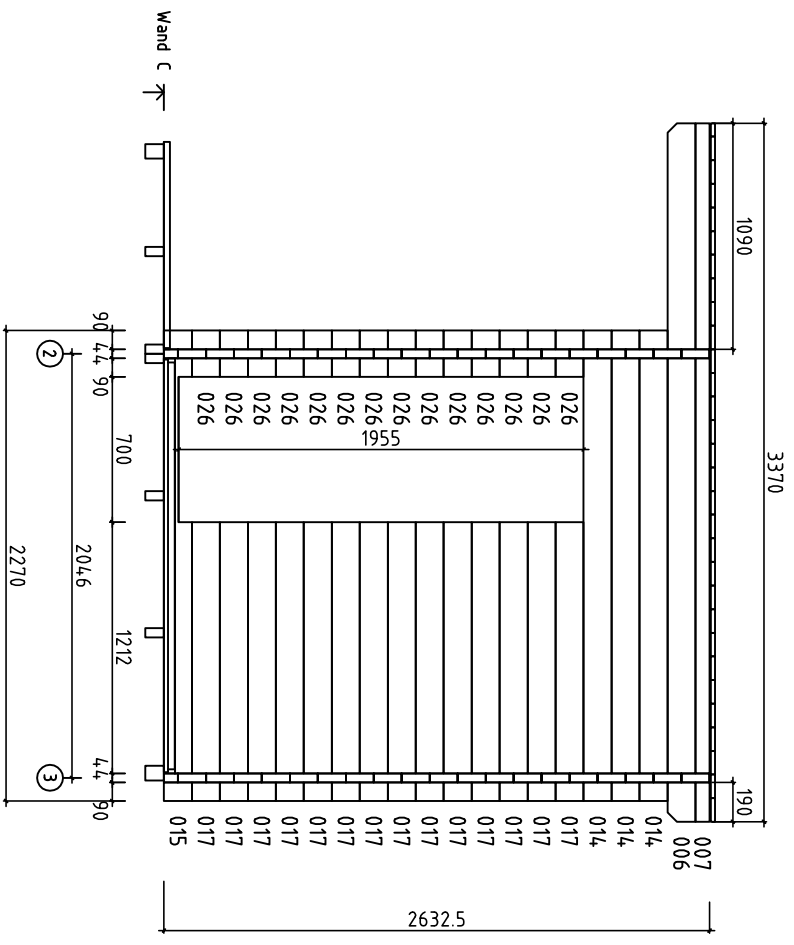




Date rev. Description

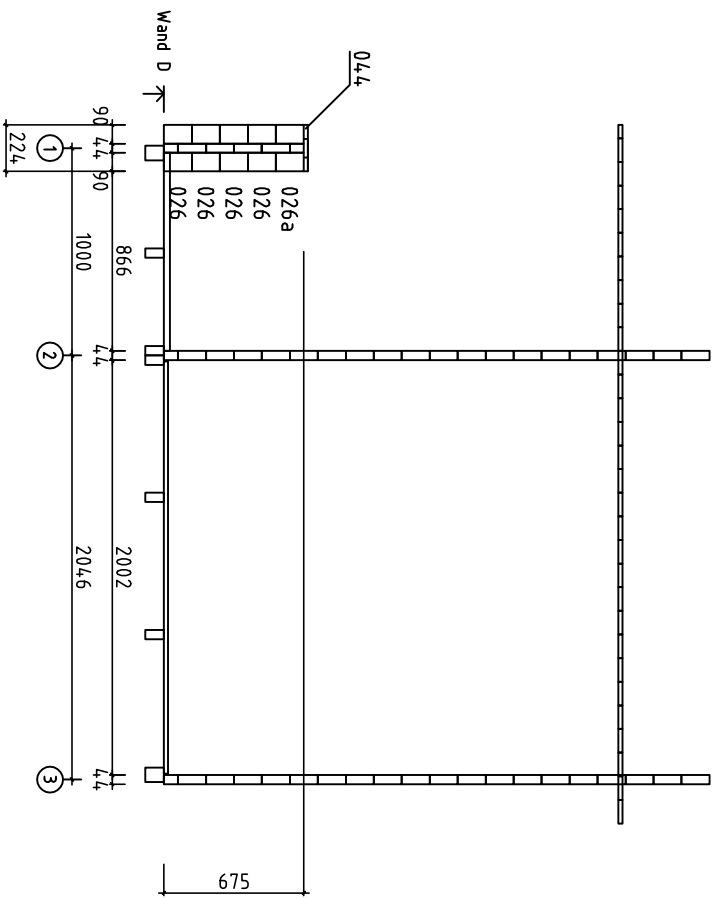


House	S4.020-4.4 Folkbastun	Sheet	5
Drawing	Plan	Scale	1:25
Material	4.4x135	Date	14.12.2016
Drawer		File	S4.020-4.4 Folkbastun.dwg



House	S4.020-4.4 Folkbastun	Sheet	6
Drawing	Plan	Scale	1:25
Material	4.4x135	Date	14.12.2016
Drawer		File	S4.020-4.4 Folkbastun.dwg

Date rev. Description



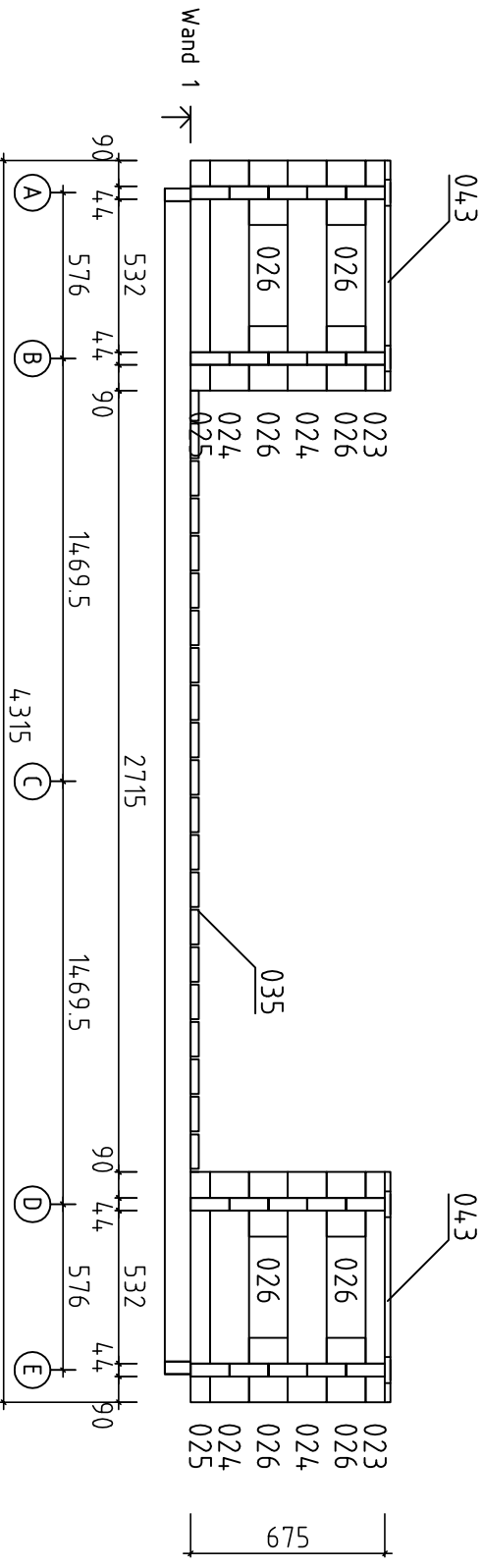
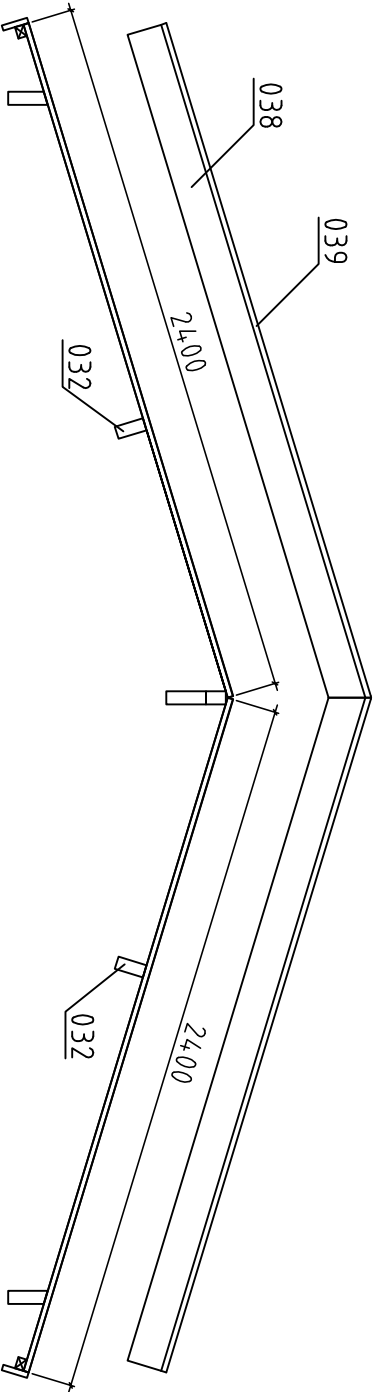
Date rev. Description




House	S4.020-4.4 Folkbastun	Sheet	7
Drawing	Plan	Scale	1:25
Material	4.4x135	Date	14.12.2016
Drawer		File	S4.020-4.4 Folkbastun.dwg



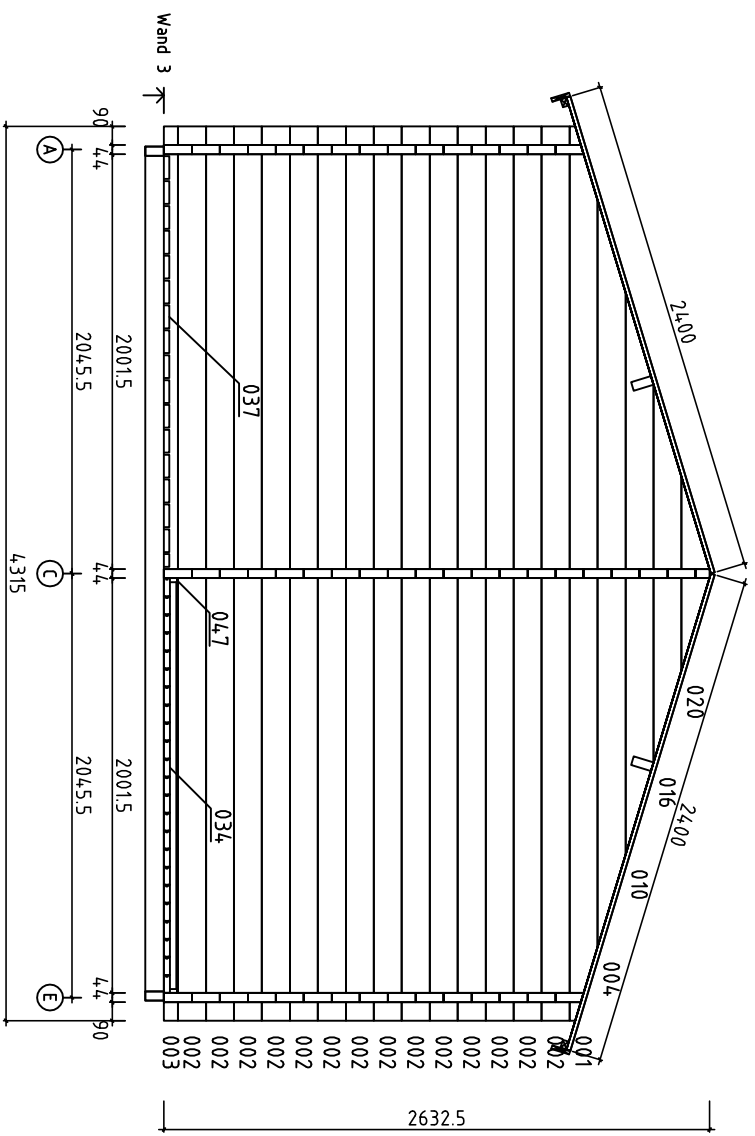





Date rev. Description

	House	S4020-44 Folkbastun	Sheet	9
	Drawing	Plan	Scale	1:25
Material	44x135	Date	14.12.2016	
Drawer	File		S4020-44_Folkbastun.dwg	


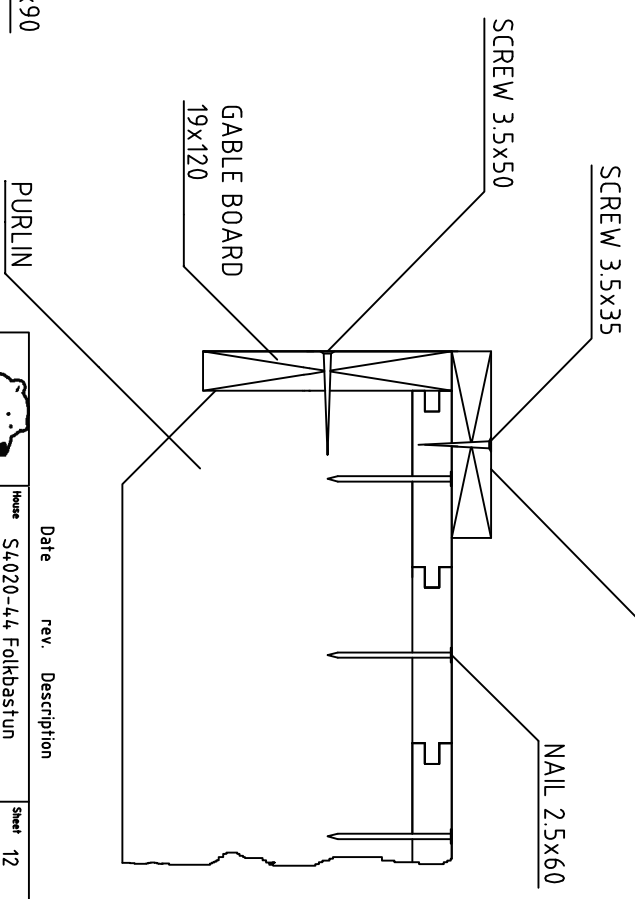
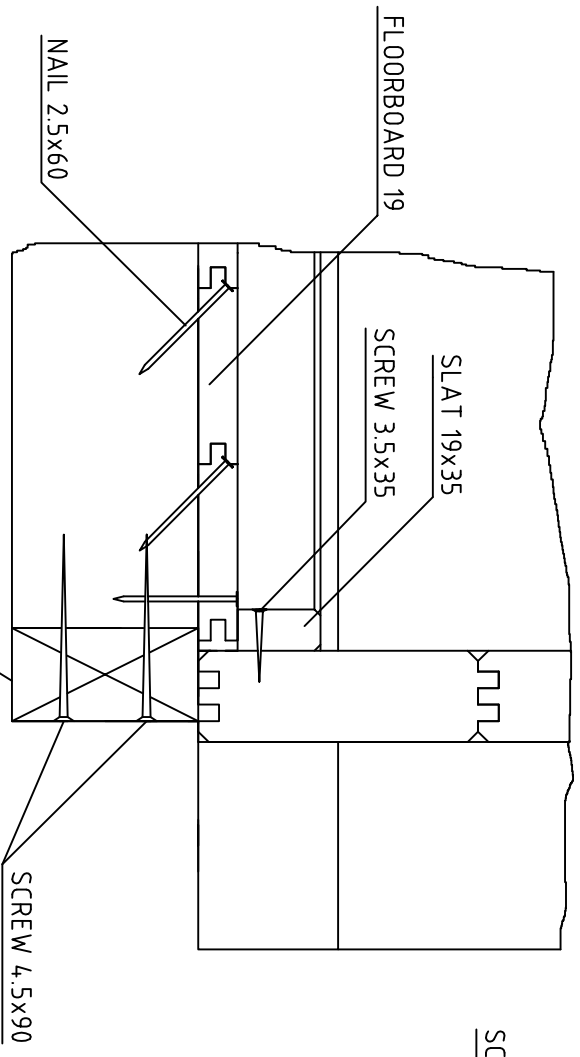
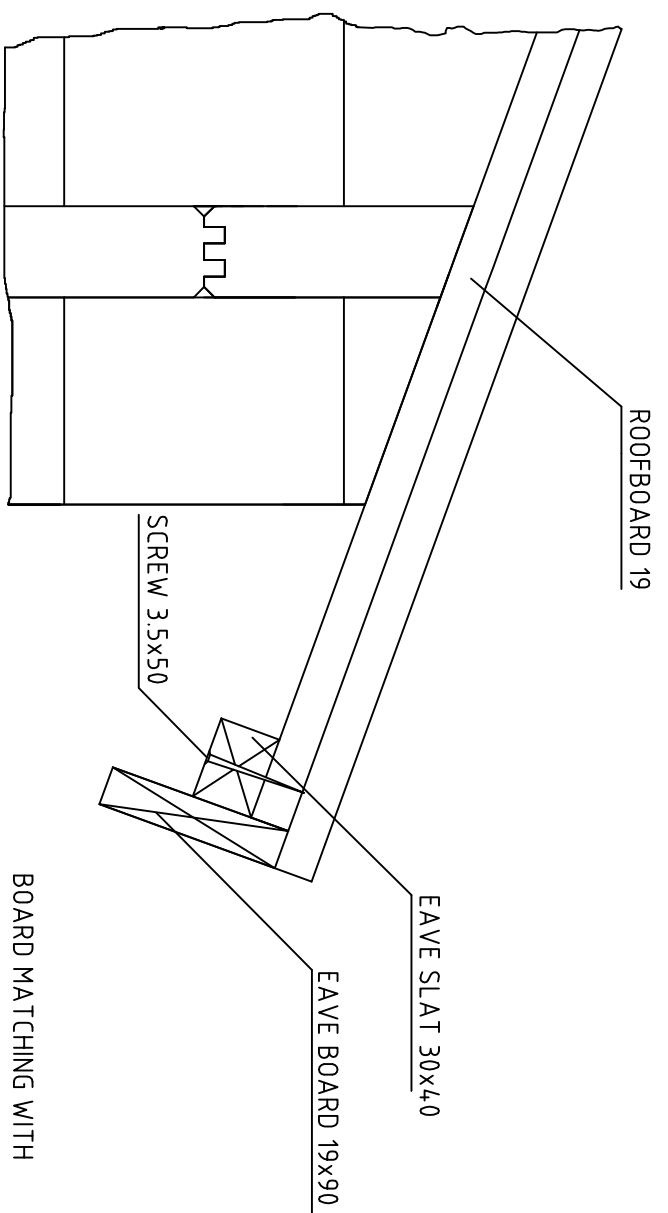





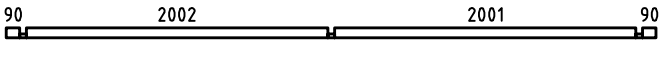


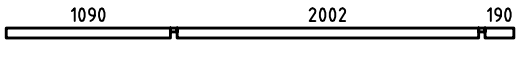


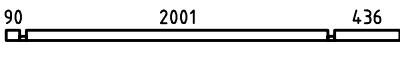

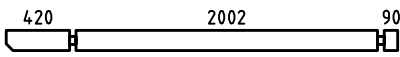
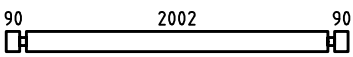
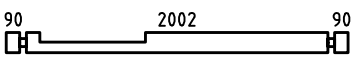

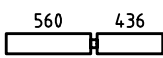
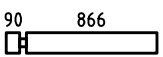



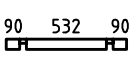
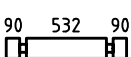
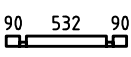



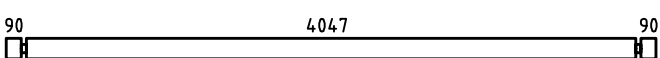
Date rev. Description



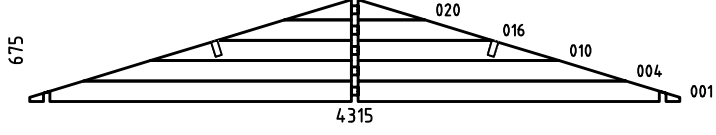
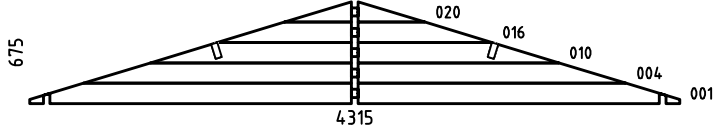





















House	S4020-44 Folkbastun	Sheet	11
Drawing	Plan	Scale	1:25
Material	44x135	Date	14.12.2016
Drawer		File	S4020-44 Folkbastun.dwg



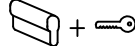









House	Date	rev.	Description	Sheet
S4.020-44 Folkbastun				12
Draining	Sections	Scale		
		1:25		
Material	Date			
	14.12.2016			
Drawer	File			
	S4.020-44 Folkbastun.dwg			

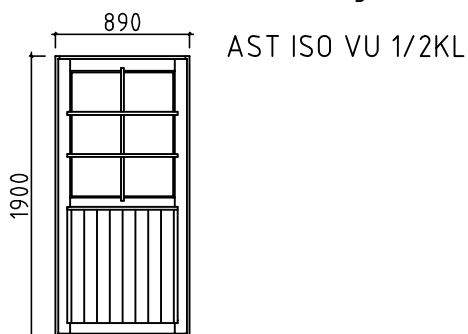
Pos	S4020-44 Folkbastun	Pcs.	Profile (mm)	L (mm)
002		14	44x135	4315
003		1	44x68	4315
005		1	44x135	3370
006		1	44x135	3370
007		1	44x68	3370
008		1	44x135	3370
009		2	44x135	2930
011		1	44x68	2615
012		9	44x135	2615
013		2	44x135	2600
014		27	44x135	2270
015		1	44x135	2270
017		14	44x135	1346
018		5	44x135	1040
019		4	44x135	1000
019a		2	44x135	1000
021		1	44x68	800
022		19	44x135	800
023		2	44x68	800
024		4	44x135	800
025		2	44x68	800
026		34	44x135	224
026a		2	44x135	224
027		4	44x135	224
SB		EXTRA PROFILE 1	44x135	4315



Pos	S4020-44 Folkbastun	Pcs.	Profile (mm)	L (mm)
W2-1		1	44x675	4315
W3-1		1	44x675	4315
028	ASSEMBLING BOARDS-ASENNUSLAUTA-SLAGBRÄDE 	4	44x135	300
029	FLOORBEAMS-LATTIAPALKIT-GOLVBJÄLKAR (IMPREGNATED) 	2	70x90	4030
030	FLOORBEAMS-LATTIAPALKIT-GOLVBJÄLKAR (IMPREGNATED) 	5	45x90	4030
031	FLOORBEAMS-LATTIAPALKIT-GOLVBJÄLKAR (IMPREGNATED) 	2	45x90	3070
032	PURLINS-KATTO ORRET-TÄKASAR 	2	43x140	3370
033	ROOFBOARDS-KATTOLAUTA-TAKBRÄDE  88mm or-tai-eller 114mm	78+1 60+1	19x88 19x114	2400 2400
034	FLOORBOARDS-LATTIALAUTA-GOLVBRÄDE  88mm or-tai-eller 114mm	23+1 18+1	19x88 19x114	1990 1990
035	TERRACE BOARDS-TERASSILAUTA-TERASSBRÄDE (IMPREGNATED) 	23+1	28x120	995
036		10	28x120	950
037	SAUNA BOARDS-SAUNA LATTIALAUTA-SAUNA GOLVBRÄDE 	16+1	28x120	1990
038	GABLE BOARDS-KAAPELILAUTA-GAVELBRÄDA 	4	19x120	2450
039	BOARD MATCHING WITH GABLE BOARD - KAAPELILAUTA VASTAVA LAUTA - BRÄDE OVANPÅ GAVELBRÄDE 	4	19x90	2450
040	EAVE BOARD-RÄYSTÄSLAUTA-TAKFOTBRÄDE 	2	19x90	3370
041	EAVE SLAT-RÄYSTÄSLISTA-TAKFOTLIST 	2	30x40	3370
042	TERRACE BORDER BOARD - TERASSI REUNALAUTA - TERASSFODERBRÄDE 	2	19x90	1000
043	TERRACE BORDER BOARD - TERASSI REUNALAUTA - TERASSFODERBRÄDE 	2	19x90	800
044	TERRACE BORDER BOARD - TERASSI REUNALAUTA - TERASSFODERBRÄDE 	2	19x90	224
045	TERRACE CONNECTING BOARDS-TERASSI KIINITYSLAUTA-BRÄDE FÖR ATT FASTA TERASS 	2	19x120	675
046		2	19x120	649
047	SKIRTING SLAT-LATTIALISTA-GOLVLIST 		19x35	8.5m
048	DOOR CROSSES/OVENLISTAT/SPRÖJS 	1		
049	WINDOW CROSSES/IKKUNALISTAT/SPRÖJS 	1		
050	DOOR HANDLE/OVEN KAHVA/DÖRR HANDTAG 	1		

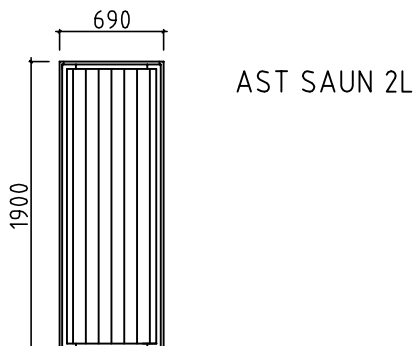
Pos	S4020-44 Folkbastun	Pcs.	Profile (mm)	L (mm)
051	WINDOW HANDLE/IKKUNA KAHVA/FÖNSTER HANDTAG 	1		
052	DOOR KNOB/OVEN PAINIKE/DÖRR HANDTAG 	1		
053	DOOR LOCK+KEYS/OVENLUKKO+AVAIN/DÖRRLÅS+NYCKLAR 	1+1		
054	DOOR HINGES-OVEN SARANAT-DÖRR GÅNGJÄRN 	6		
055	NAILS - NAULAT - SPIKAR  ROOFBOARDS-KATTOLAUTA-TAKBRÄDE FLOORBOARDS-LATTIALAUTA-GOLVBRÄDE	340	2.5	60
056	NAILS - NAULAT - SPIKAR  SKIRTING SLAT-LATTIALISTA-GOLVLIST	10	2.0	40
057	SCREWS - RUUVIT - SKRUVAR  FLOORBEAMS-LATTIAPALKIT-GOLVBJÄLKAR HALFBEAMS-PUOLEKSIPALKIT-FÖR ATT HALVA VÄGGPROFILER	50	4.5	90
058	SCREWS - RUUVIT - SKRUVAR  TERRACE BOARDS-TERASSILAUTA-TERASSBRÄDE SAUNA BOARDS-SAUNA LATTIALAUTA-SAUNA GOLVBRÄDE	355	4.5	70
059	SCREWS - RUUVIT - SKRUVAR  GABLE BOARDS-KAAPLILAUTA-GAVELBRÄDA EAVE BOARD-RÄYSTÄSLAUTA-TAKFOTBRÄDE EAVE SLAT-RÄYSTÄSLISTA-TAKFOTLIST TERRACE CONNECTING BOARDS-TERASSI KIINITYSLAUTA-BRÄDE FÖR ATT FASTA TERASS	92	4.5	50
060	SCREWS - RUUVIT - SKRUVAR  TERRACE BORDER BOARD - TERASSI REUNALAUTA - TERASSFODERBRÄDE	60	3.5	35

061 Door-ovi-dörr 890x1900 (right-oikea käsi-höger hand) 1pc



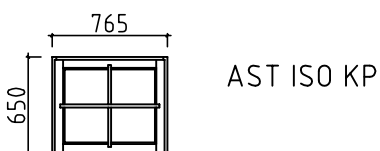
061

062 Door-ovi-dörr 690x1900 (right-oikea käsi-höger hand) 1pc



062

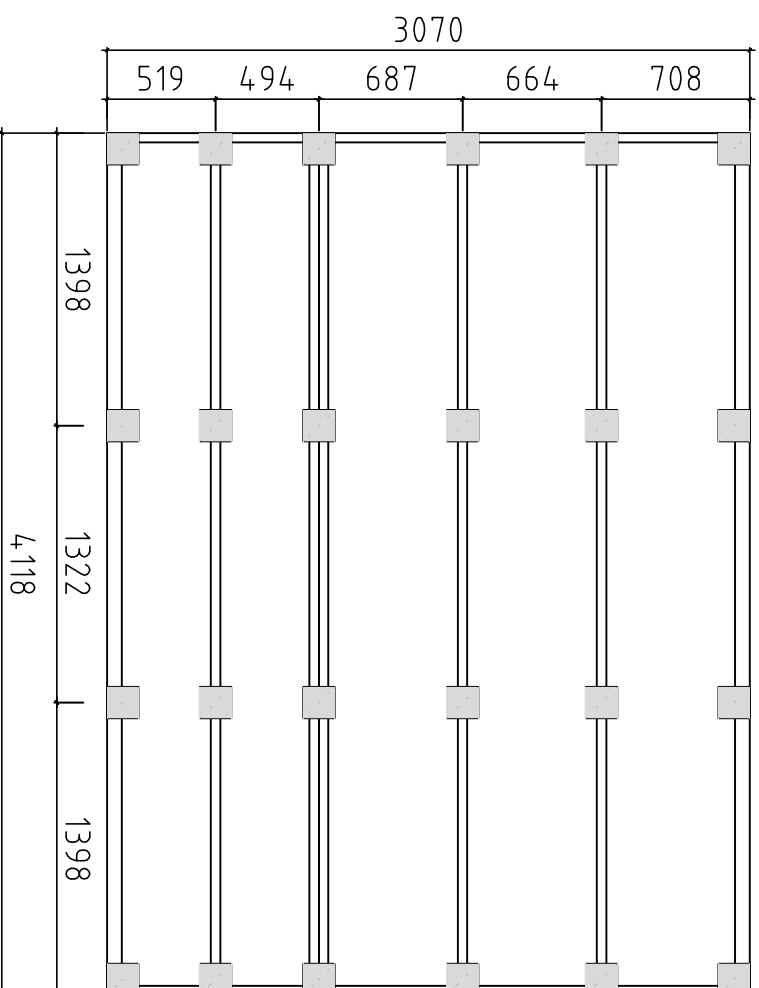
063 Window-ikkuna-fönster 765x650 (left-vasen käsi-vänster hand) 1pc



063








Detta är ett förslag för hur man kan placera plintarna (100- 200 mm i diamaten) för golvvägglaget. Golvväggarna är med i byggsatsen, men inte plintarna. Använder man exempelvis 500-600mm långa murblock så kan man halvera antalet punkter. Lägg fuktskyddande papp mellan betong och trä

Tämä on ehdotus siitä, miten (100-200 mm läpimittaiset) jalat voidaan sijoittaa alapohjan varten. Lattiapaikit ovat rakennussarjassa, mutta jalat ei ole. Kun käytetään esimerkiksi 500-600 mm pitkiä harkkoja, voidaan pisteiden määrä puolittaa. Aseta betonin ja puun väliin kosteudelta suojaava pähvi

A proposal for placing plinths (100-200 mm in diameter) for floor beams. Floor beams are provided in the kit but plinths are not included. For example, by using 500-600 mm long masonry units, one can reduce the number of points 50%. Place cardboard between the concrete and wood to protect from moisture

Date rev. Description

 <b>Polhus</b>		House	S4020-44 Folkbastun	Sheet	16
		Drawing	Plan	Scale	1:35
Drawer	K.K.	File	S4020-44 Folkbastun.dwg	Date	14.12.2016