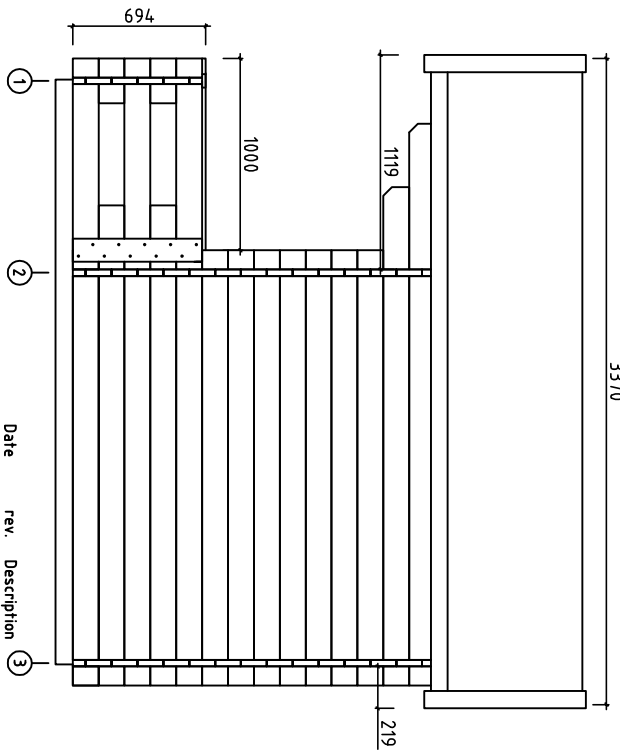
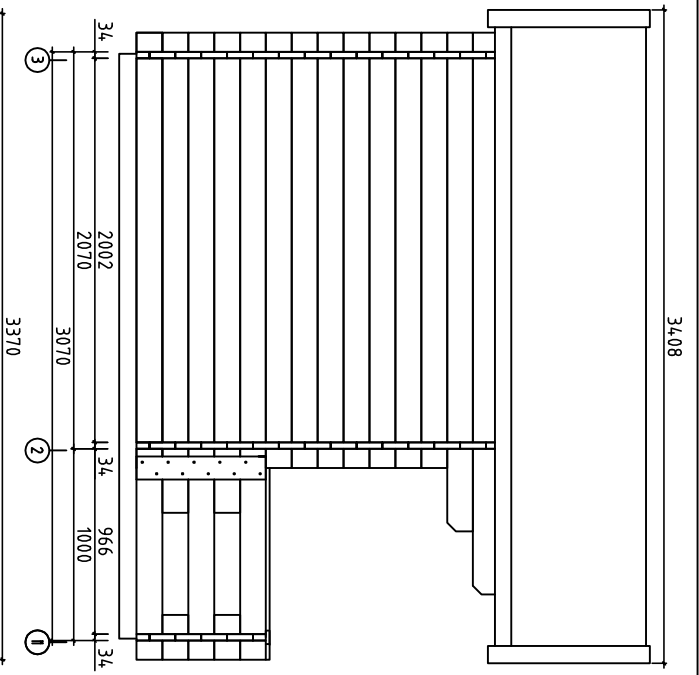
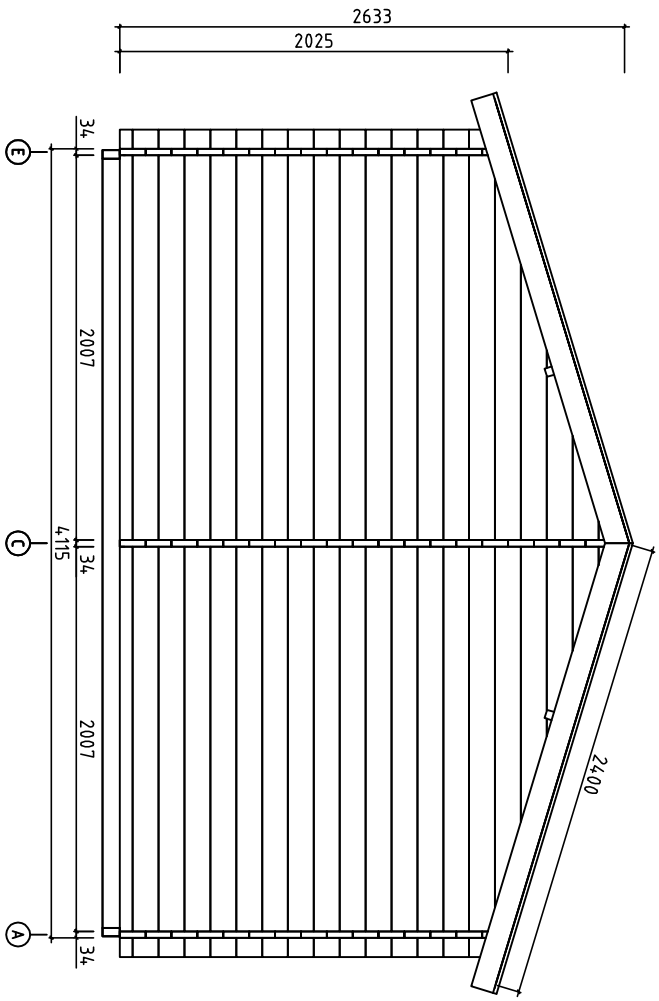
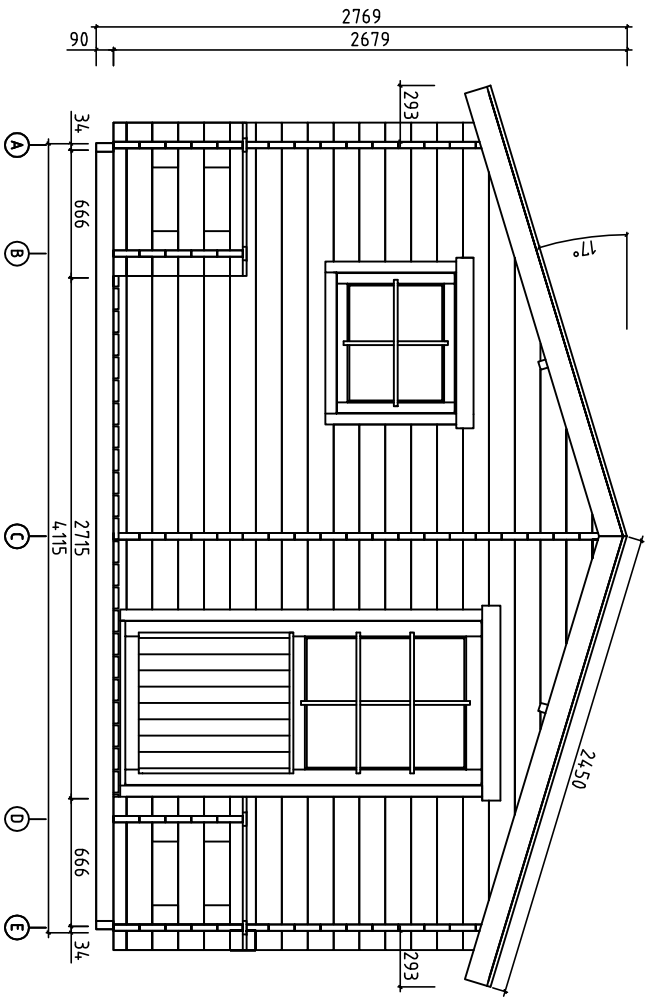



Date rev. Description

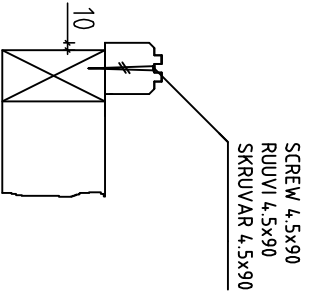
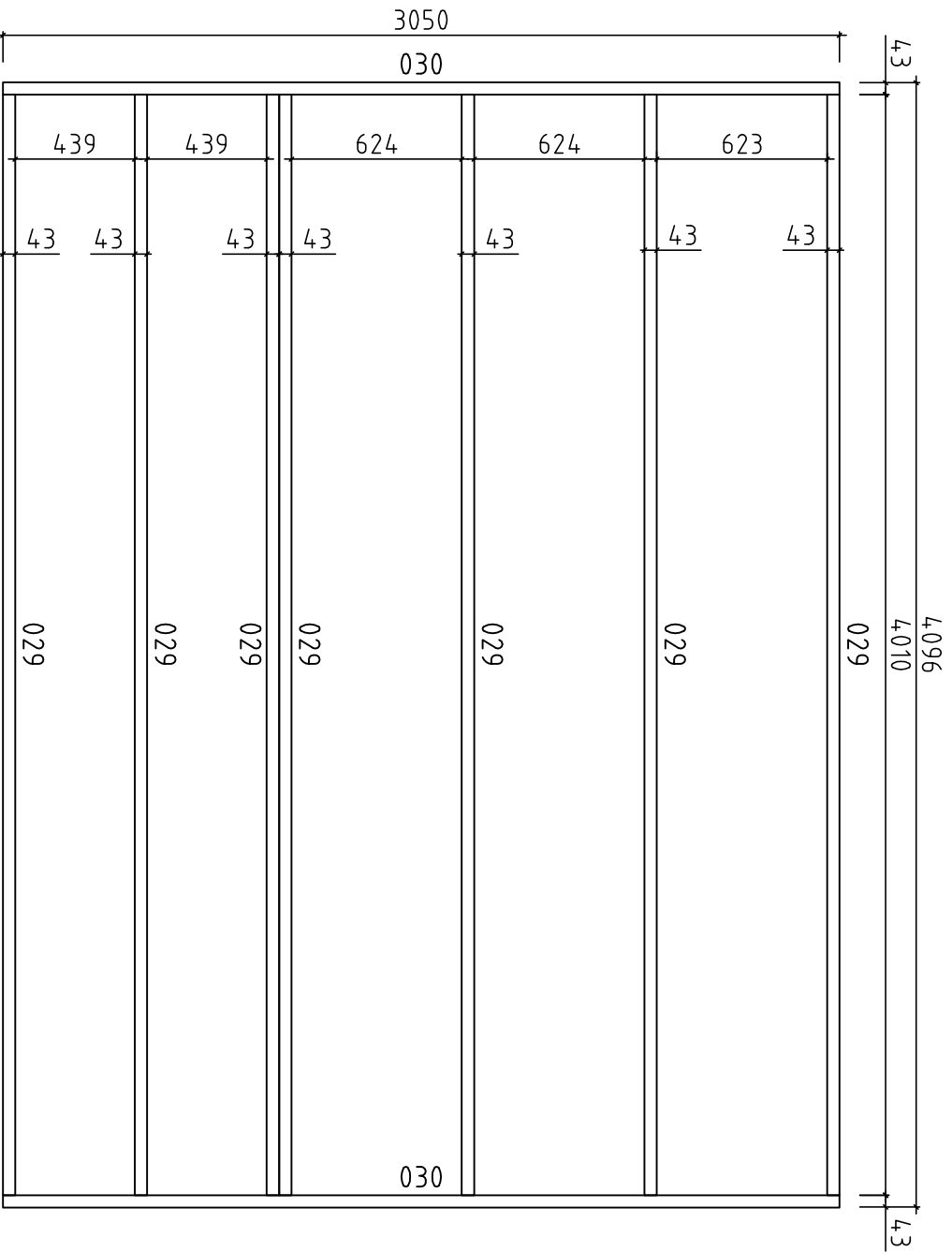
House	S4020-34 Byggbastun	Sheet	
Drawing	3D	Scale	
Material	34x135	Date	09.12.2016
Drawer	K.K.	File	S4020-34 Byggbastun 3D.dwg



Roof Pmax=200kg/m²
V 1.0




House	Date	rev.	Description	Sheet
S4020-34 Byggbastun				1
Drawing				Scale
Views-kuvat-sedd				1:25
Material				Date
34X135				09.12.2016
Drawer				File
				S4020-34 Byggbastun Views.dwg

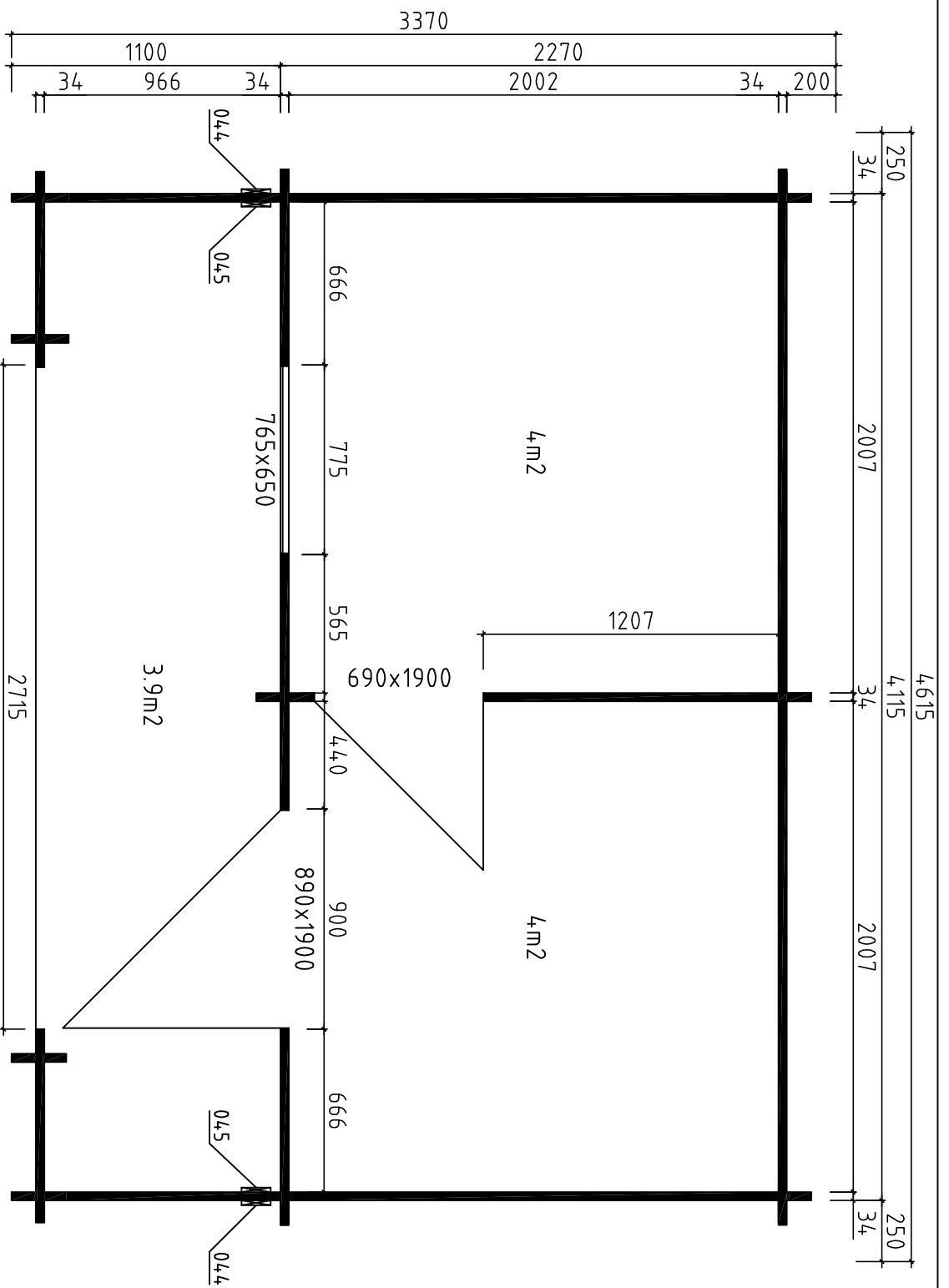


NB!!! PLACE FIRST WALLBEAM ROUND OVER THE FLOORBEAMS FRAME 10mm
 NB!!! FIX THE HALF BEAMS INTO FLOORBEAMS WITH SCREWS 4.5x90


Date rev. Description



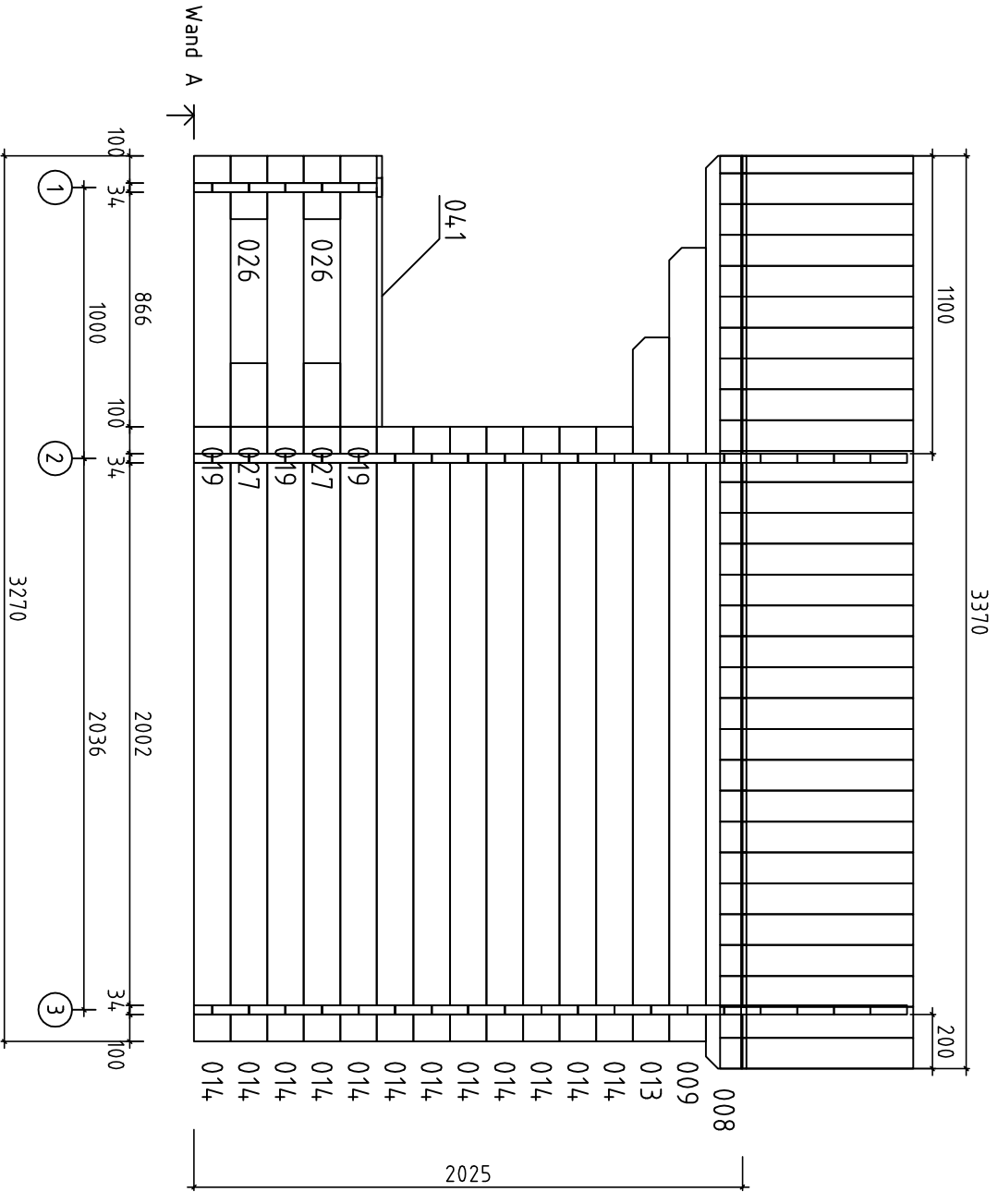
House	S4020-34 Byggbastun	Sheet	2
Drawing	Floorbeams-Lattipalkit-Golvbjalkar	Scale	1:25
Material	45x90 (Impregnated)	Date	09.12.2016
Drawer		File	S4020-34_Byggbastun floorbeams.dwg




Date rev. Description



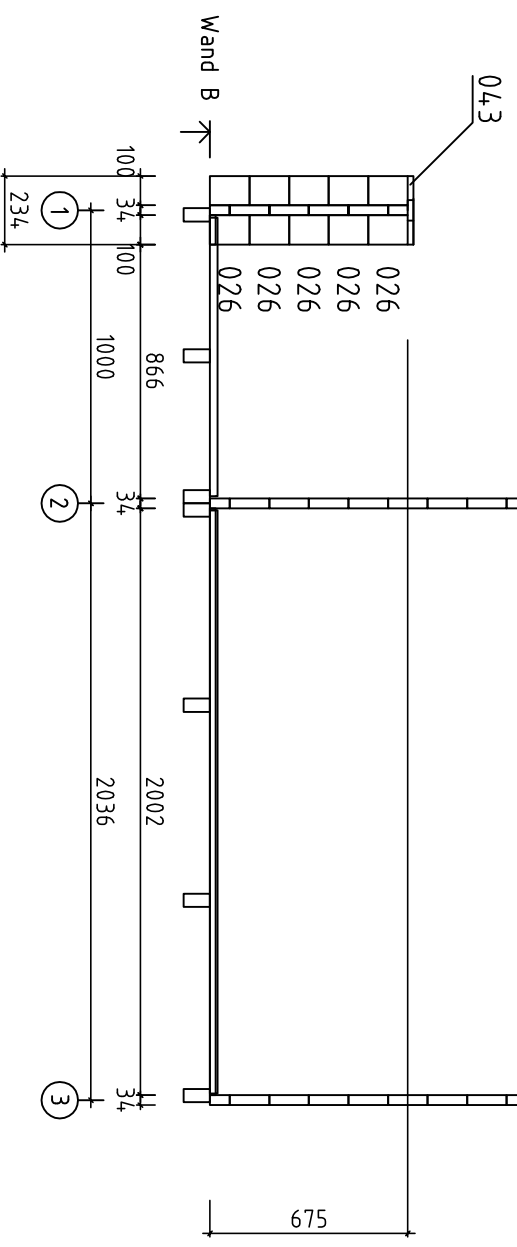
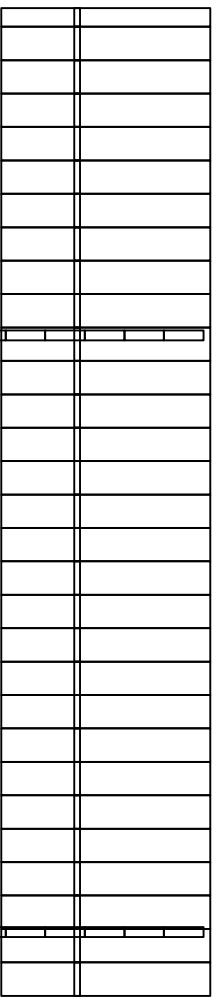
House	S4020-34 Byggbastun	Sheet	3
Drawing	Grundplan-pohjapiirustus-grundplan	Scale	1:25
Material	34x135	Date	09.12.2016
Drawer		File	S4020-34 Byggbastun Plan.dwg




Date rev. Description



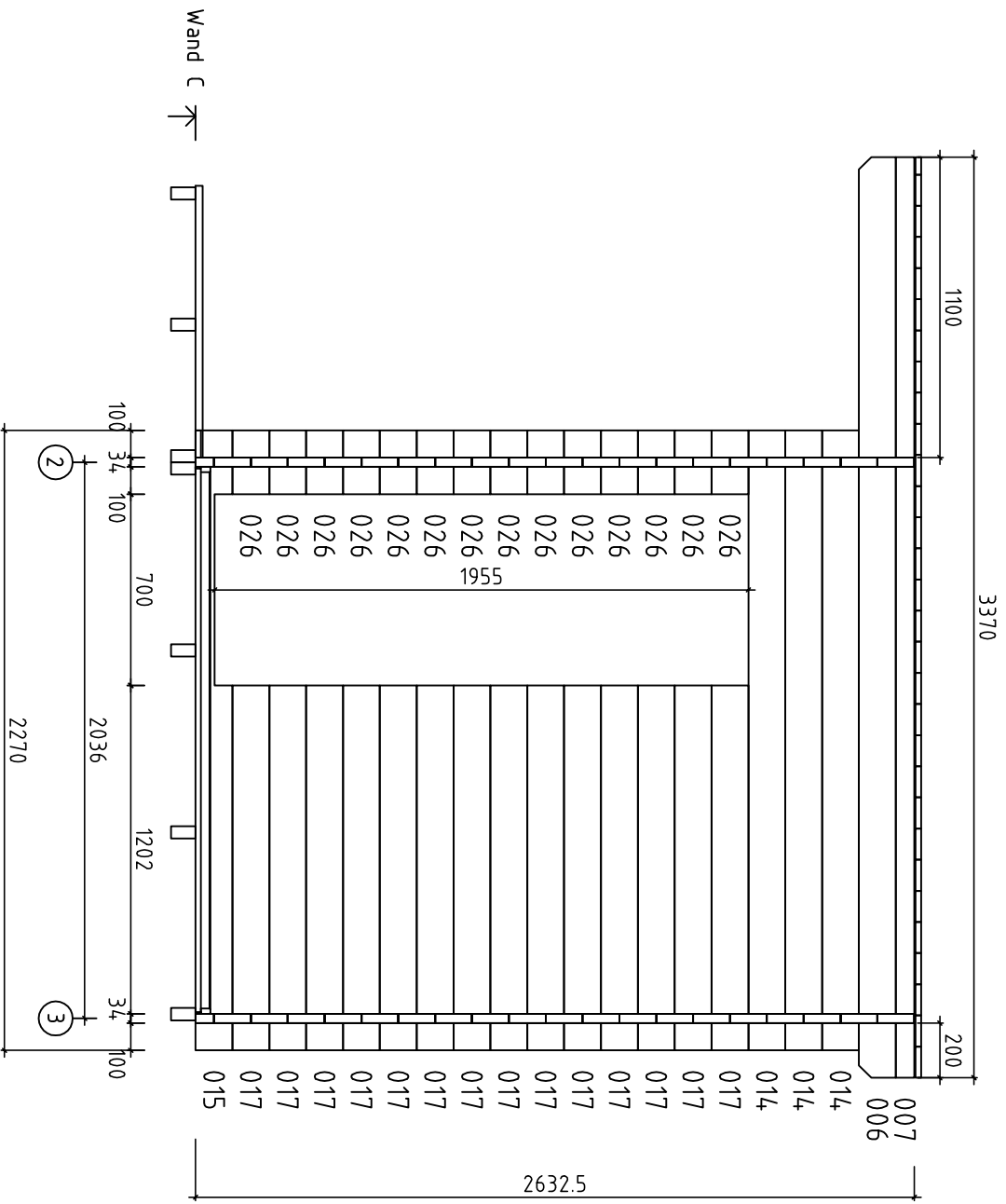
House	P4020-34 Folkbastu	Sheet	4
Drawing	Plan	Scale	1:25
Material	34x135	Date	09.12.2016
Drawer	File S4020-34 Byggbastun.dwg		




Date rev. Description



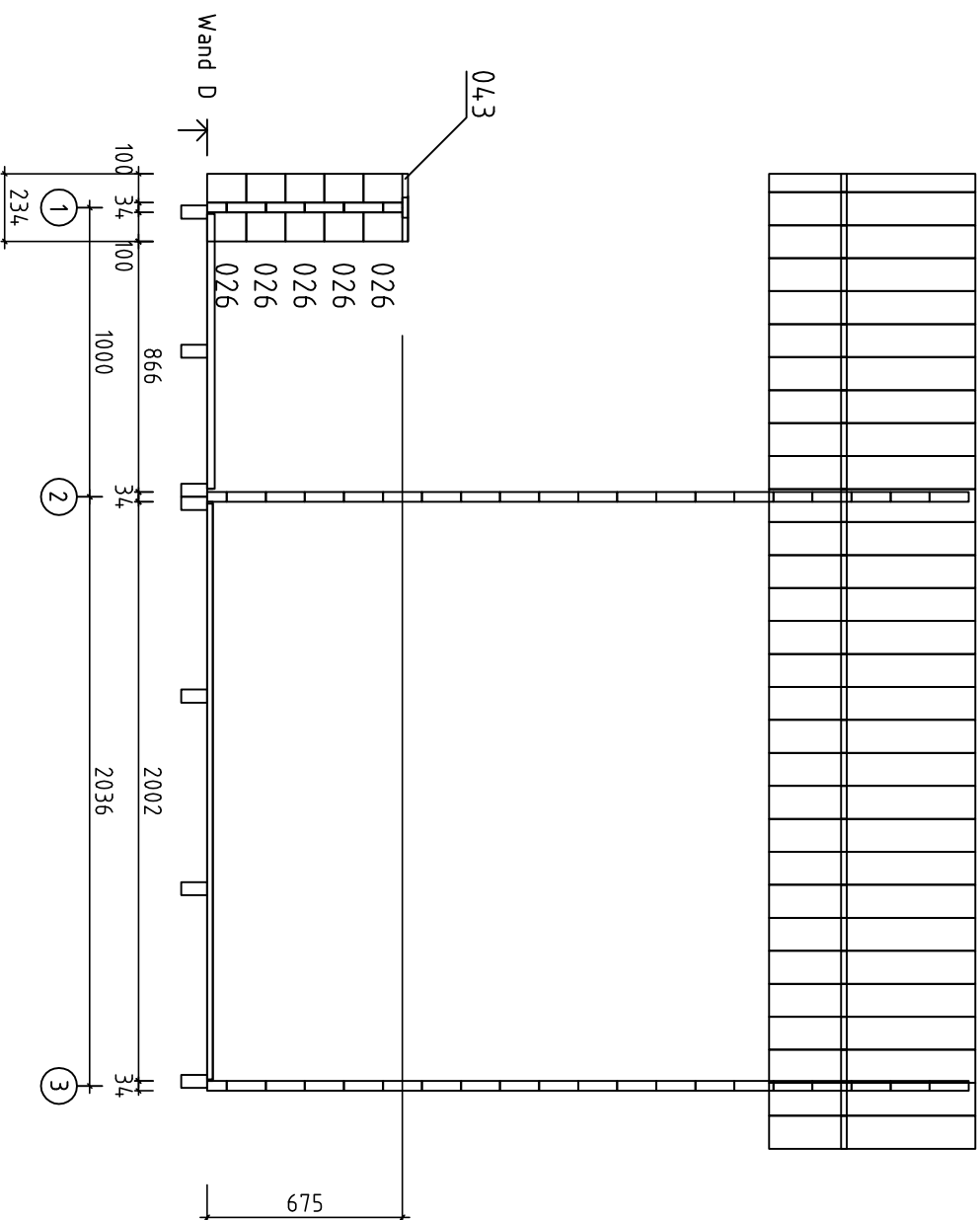
House	P4020-34 Folkbastu	Sheet	5
Drawing	Plan	Scale	1:25
Material	34x135	Date	09.12.2016
Drawer		File	S4020-34 Byggbastun.dwg




Date rev. Description

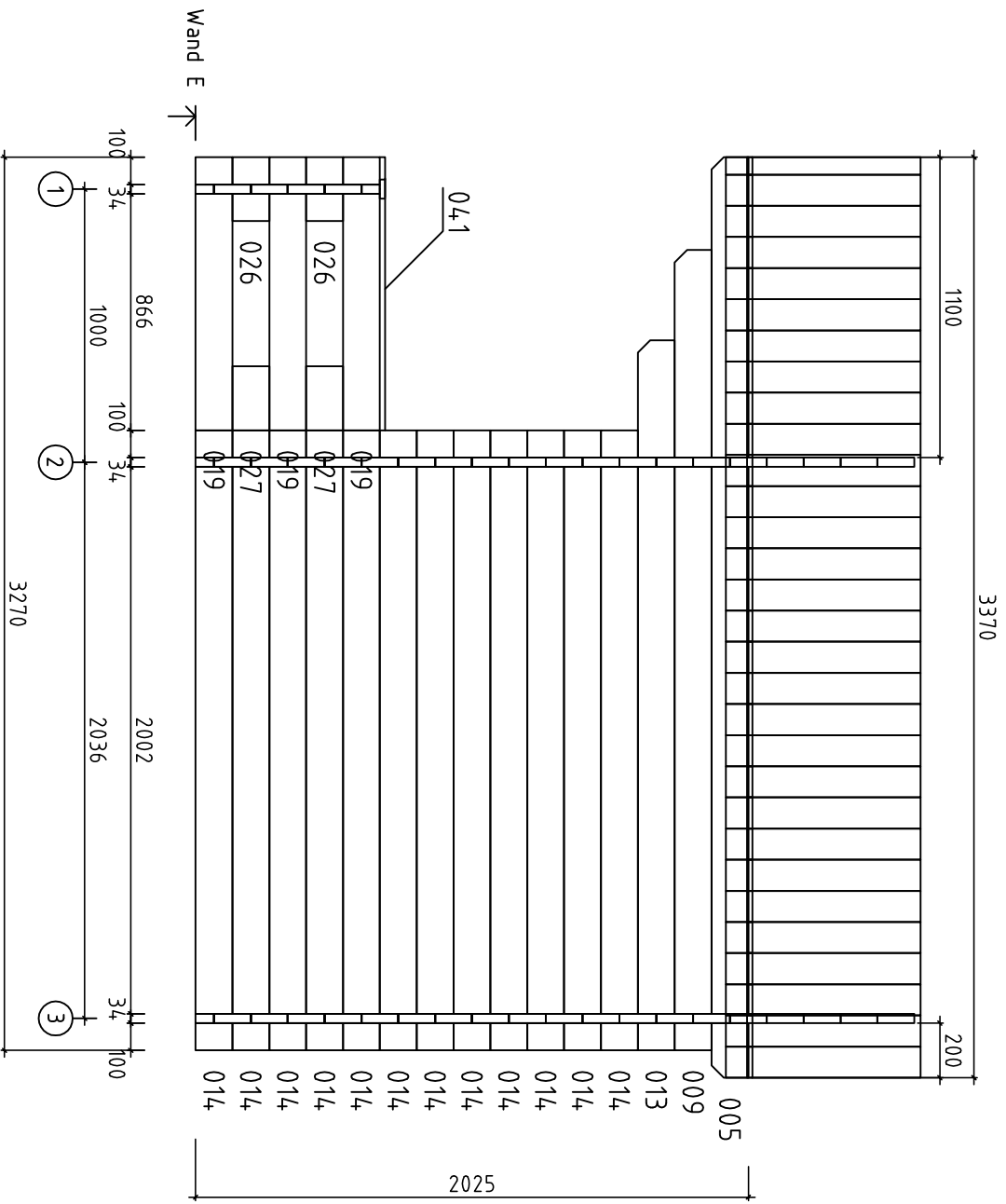


House	P4020-34 Folkbastu	Sheet	6
Drawing	Plan	Scale	1:25
Material	34x135	Date	09.12.2016
Drawer	File S4020-34 Byggbastun.dwg		




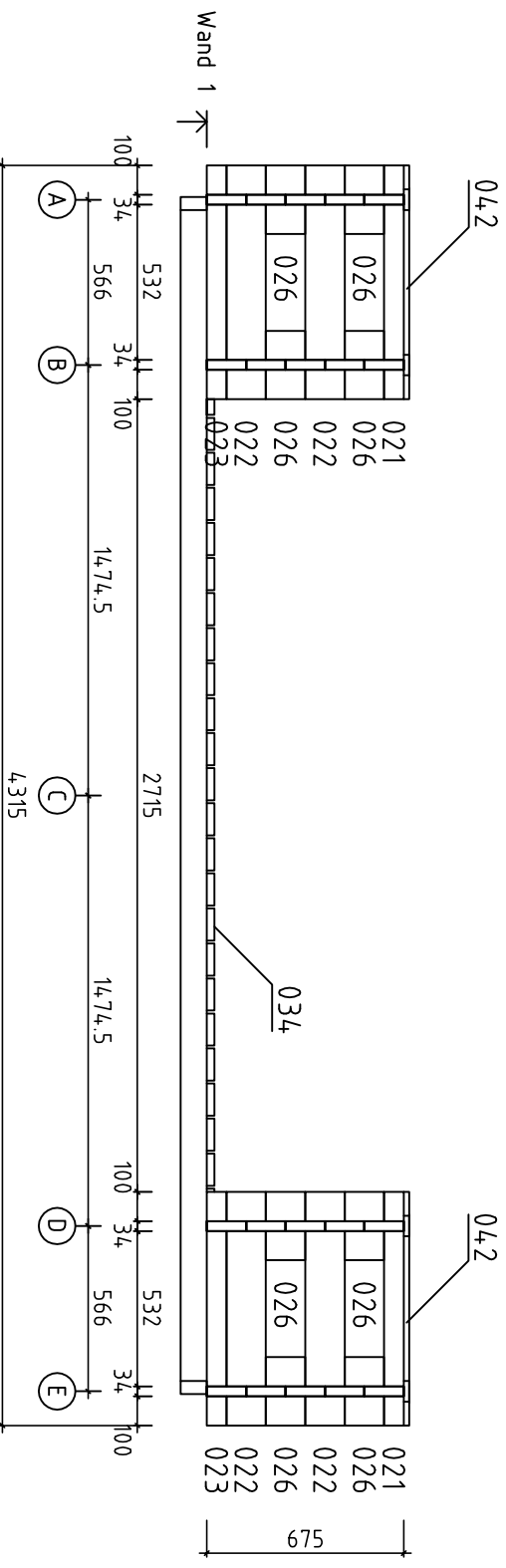
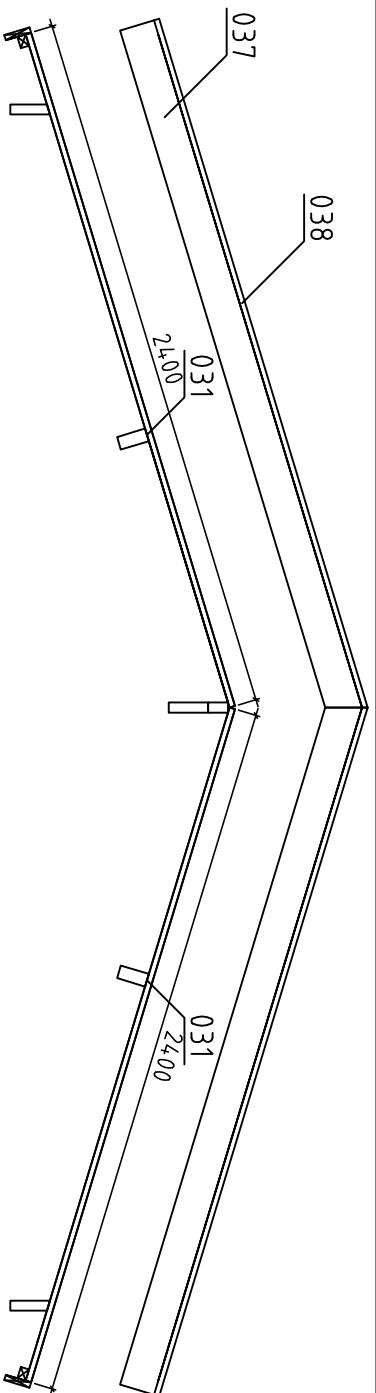
Date rev. Description

	House	P4020-34 Folkbastu	Sheet	7	
	Drawing	Plan	Scale	1:25	
	Material	34x135	Date	09.12.2016	
Drawer				File	S4020-34_Bygbastun.dwg




Date rev. Description

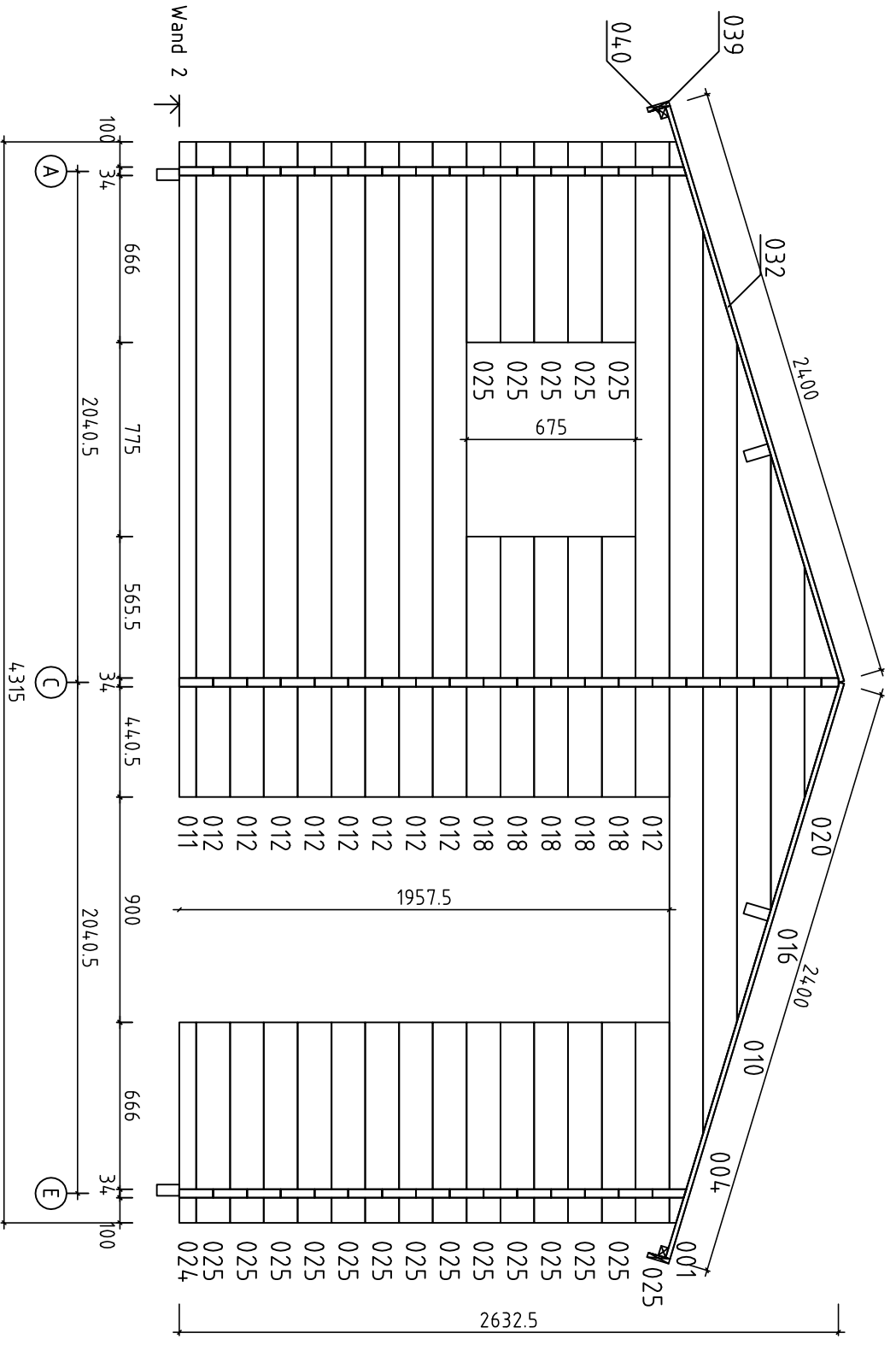
 Polhus	House	P4020-34 Folkbastu	Sheet	8
	Drawing	Plan	Scale	1:25
Material	34x135	Date	09.12.2016	
Drawer	File		S4020-34 Byggbastun.dwg	




Date rev. Description



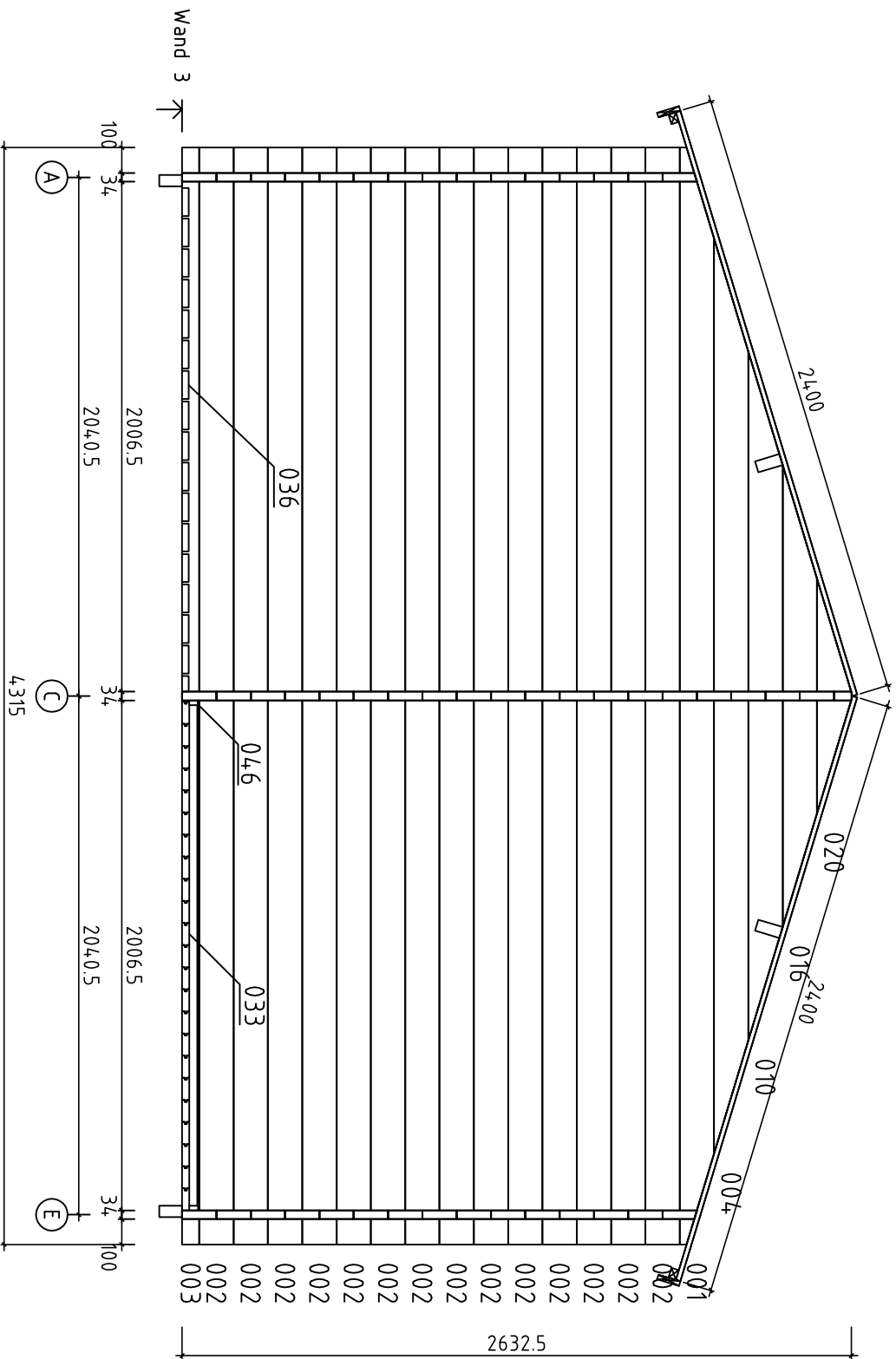
House	P4020-34 Folkbastu	Sheet	9
Drawing	Plan	Scale	1:25
Material	34x135	Date	09.12.2016
Drawer		File	S4020-34 Byggbastun.dwg




Date rev. Description




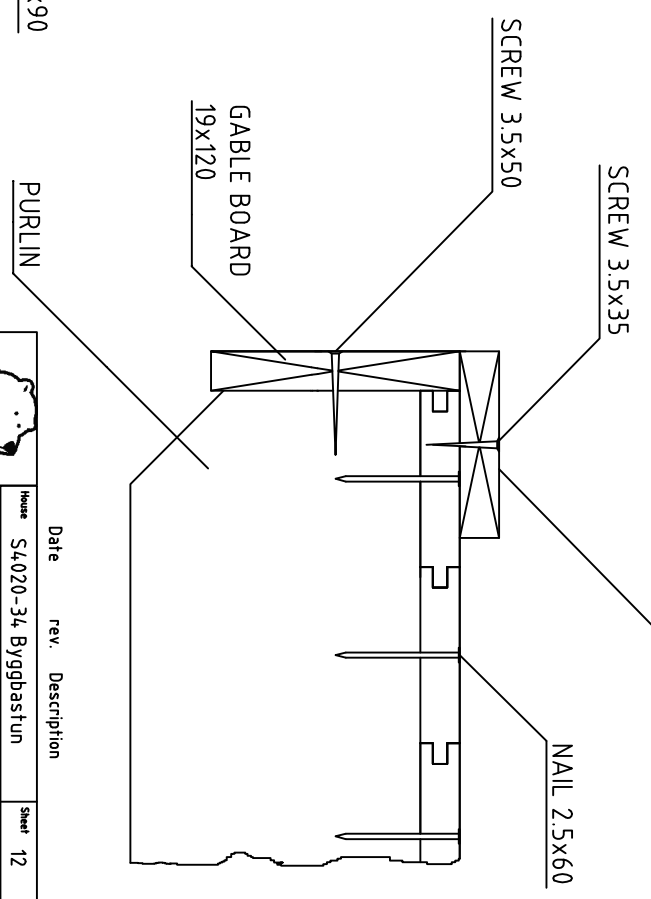
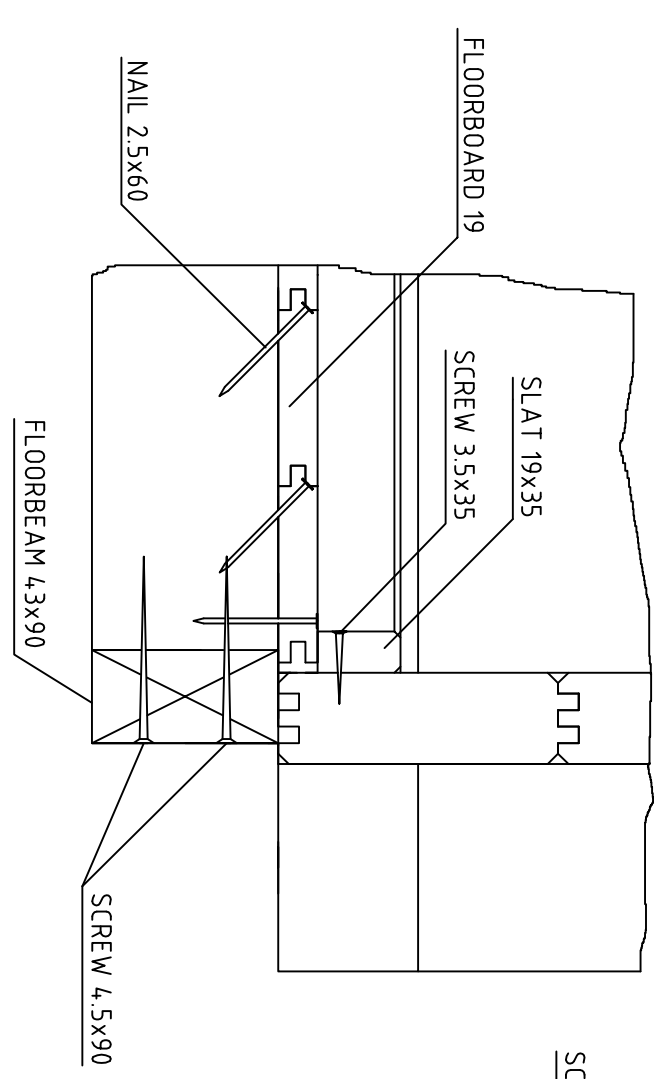
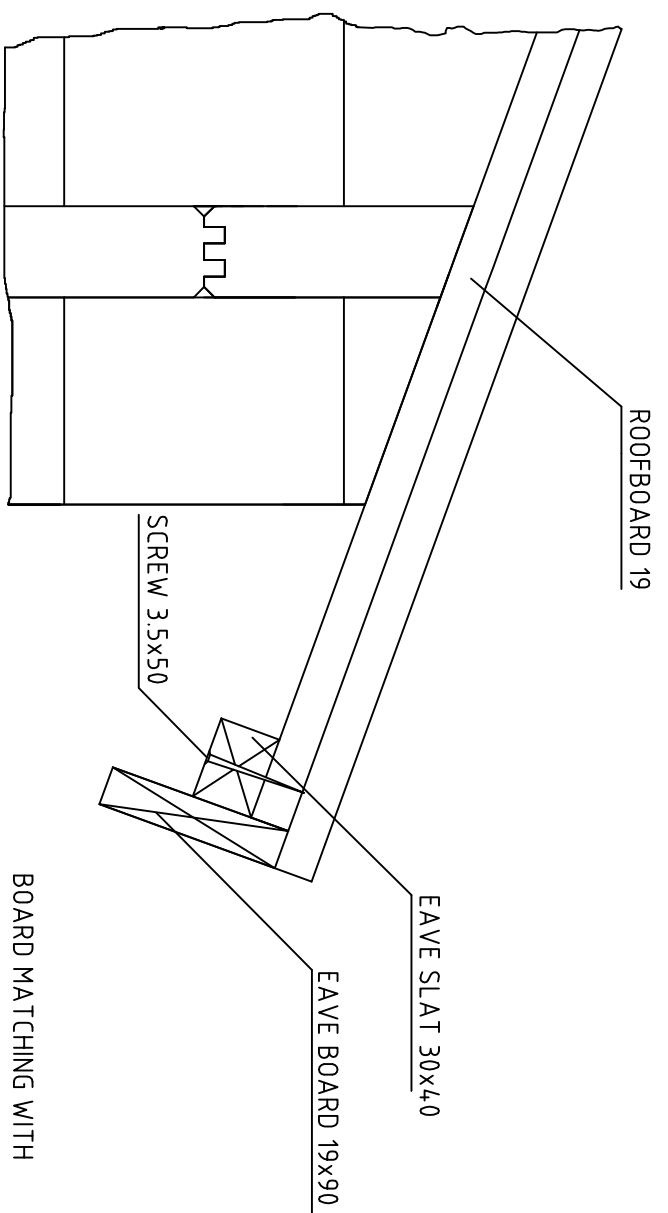
House	P4020-34 Folkbastu	Sheet	10
Drawing	Plan	Scale	1:25
Material	34x135	Date	09.12.2016
Drawer		File	S4020-34 Byggbastun.dwg



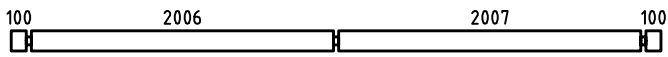
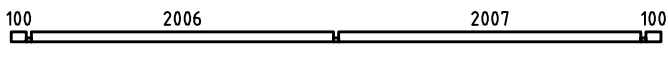


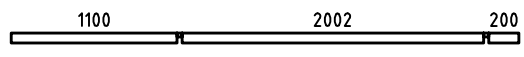


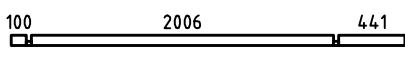
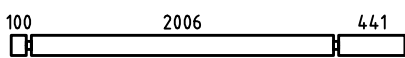
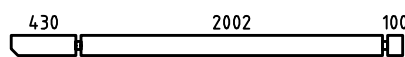
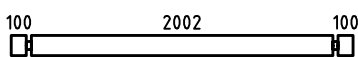
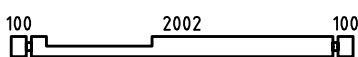
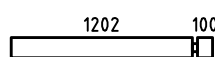
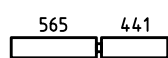

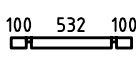
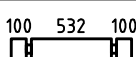





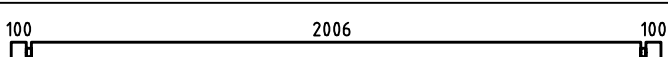
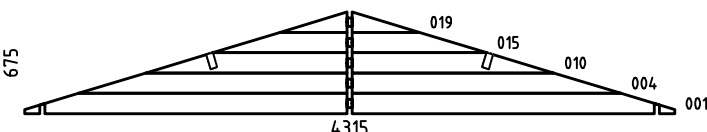
Date rev. Description



House	P4020-34 Folkbastu	Sheet	11
Drawing	Plan	Scale	1:25
Material	34x135	Date	09.12.2016
Drawer		File	S4020-34 Byggbastun.dwg



Date	rev.	Description	Sheet
			12
House S4.020-34, Byggbastun			
Drawing Sections		Scale	1:25
Material			Date 09.12.2016
Drawer			File S4.020-34_Byggbastun.dwg

Pos	S4020-34 Byggbastun	Pcs.	Profile (mm)	L (mm)
002		14	34x135	4315
003		1	34x68	4315
005		1	34x135	3370
006		1	34x135	3370
007		1	34x68	3370
008		1	34x135	3370
009		2	34x135	2930
011		1	34x68	2615
012		9	34x135	2615
013		2	34x135	2600
014		27	34x135	2270
015		1	34x135	2270
017		14	34x135	1336
018		5	34x135	1040
019		6	34x135	1000
021		2	34x68	800
022		4	34x135	800
023		2	34x68	800
024		1	34x68	800
025		19	34x135	800
026		36	34x135	234
027		4	34x135	234
SB	 EXTRA PROFILE	1	34x135	4315
W2-1		1	34x675	4315



Polhus

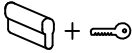







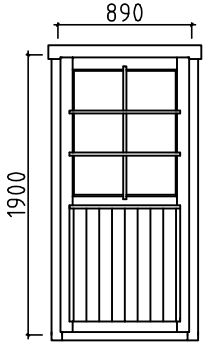

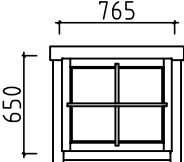
Kood S4020-34 Byggbastun

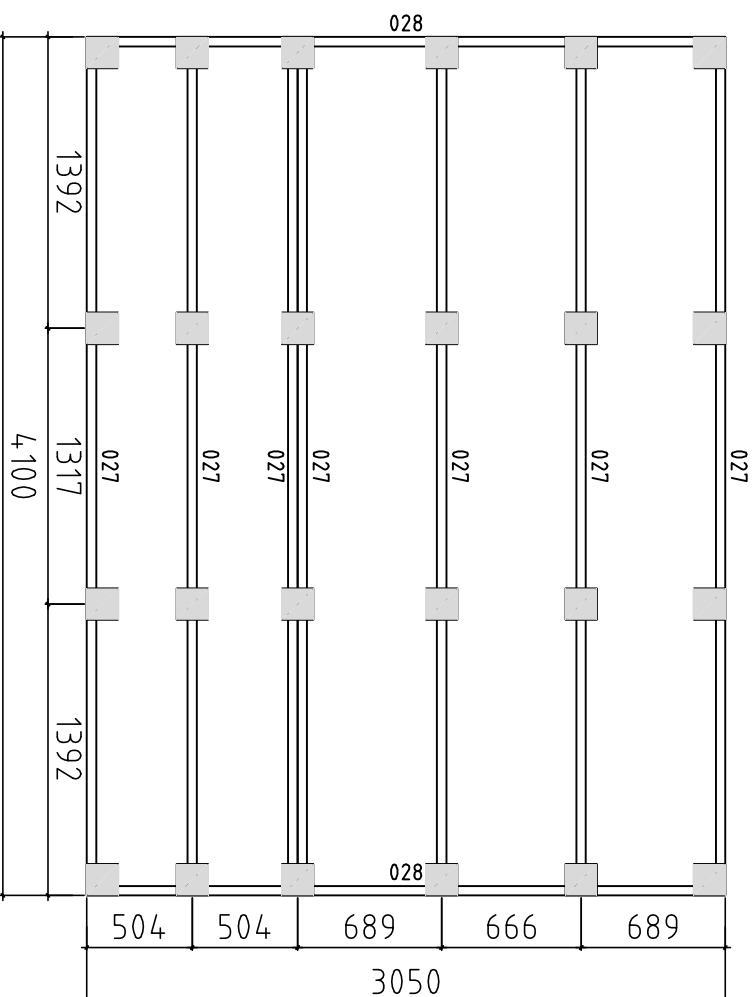
Materjal

File S4020-34 Byggbastun.dwg

Leht 13

Pos	S4020-34 Byggbastun	Pcs.	Profile (mm)	L (mm)
W3-1		1	34x675	4315
028	ASSEMBLING BOARDS-ASENNUSLAUTA-SLAGBRÄDE	4	34x135	300
029	FLOORBEAMS-LATTIAPALKIT-GOLVBJÄLKAR (IMPREGNATED)	IMM 7	43x90	4010
030	FLOORBEAMS-LATTIAPALKIT-GOLVBJÄLKAR (IMPREGNATED)	IMM 2	43x90	3050
031	PURLINS-KATTO ORRET-TÅKASAR	2	43x140	3370
032	ROOFBOARDS-KATTOLAUTA-TAKBRÄDE 88mm or-tai-eller 114mm	78+1 60+1	19x88 19x114	2400 2400
033	FLOORBOARDS-LATTIALAUTA-GOLVBRÄDE 88mm or-tai-eller 114mm	23+1 18+1	19x88 19x114	1990 1990
034	TERRACE BOARDS-TERASSILAUTA-TERASSBRÄDE (IMPREGNATED)	IMM 24	28x120	995
035		11	28x120	950
036	SAUNA BOARDS-SAUNA LATTIALAUTA-SAUNA GOLVBRÄDE	17	28x120	1990
037	GABLE BOARDS-KAAPELILAUTA-GAVELBRÄDA	4	19x120	2450
038	BOARD MATCHING WITH GABLE BOARD - KAAPELILAUTA VASTAVA LAUTA - -BRÄDE OVANPÅ GAVELBRÄDE	4	19x90	2450
039	EAVE BOARD-RÄYSTÄSLAUTA-TAKFOTSBRÄDE	2	19x90	3370
040	EAVE SLAT-RÄYSTÄSLISTA-TAKFOTSLIST	2	30x40	3370
041	TERRACE BORDER BOARD - TERASSI REUNALAUTA - TERASSFODERBRÄDE	2	19x70	1000
042	TERRACE BORDER BOARD - TERASSI REUNALAUTA - TERASSFODERBRÄDE	2	19x70	800
043	TERRACE BORDER BOARD - TERASSI REUNALAUTA - TERASSFODERBRÄDE	2	19x70	234
044	TERRACE CONNECTING BOARDS-TERASSI KIINITYSLAUTA-BRÄDE FÖR ATT FASTA TERASS	2	19x120	675
045		2	19x120	649
046	SKIRTING SLAT-LATTIALISTA-GOLVLIST		19x35	8.5m
047	DOOR CROSSES/OVENLISTAT/SPRÖJS	1		
048	WINDOW CROSSES/IKKUNALISTAT/SPRÖJS	1		
049	DOOR HANDLE/OVEN KAHVA/DÖRR HANDTAG	1		
050	WINDOW HANDLE/IKKUNA KAHVA/FÖNSTER HANDTAG	1		
051	DOOR KNOB/OVEN PAINIKE/DÖRR HANDTAG	1		

Pos	S4020-34 Byggbastun	Pcs.	Profile (mm)	L (mm)
052	DOOR LOCK+KEYS/OVENLUKKO+AVAIN/DÖRRLÅS+NYCKLAR 	1+1		
053	DOUBLEDOOR HINGES-TUPLAOVEN SARANAT-DUBBLEDÖRR GÅNGJÄRN 	6		
054	NAILS - NAULAT - SPIKAR  ROOFBOARDS-KATTOLAUTA-TAKBRÄDE FLOORBOARDS-LATTIALAUTA-GOLVBRÄDE	340	2.5	60
055	NAILS - NAULAT - SPIKAR  SKIRTING SLAT-LATTIALISTA-GOLVLIST	10	2.0	40
056	SCREWS - RUUVIT - SKRUVAR  FLOORBEAMS-LATTIAPALKIT-GOLVBÄLKAR HALFBEAMS-PUOLEKSIPALKIT-FÖR ATT HALVA VÄGGPROFILER	50	4.5	90
057	SCREWS - RUUVIT - SKRUVAR  TERRACE BOARDS-TERASSILAUTA-TERASSBRÄDE SAUNA BOARDS-SAUNA LATTIALAUTA-SAUNA GOLVBRÄDE	355	4.5	70
058	SCREWS - RUUVIT - SKRUVAR  GABLE BOARDS-KAAPELILAUTA-GAVELBRÄDA EAVE BOARD-RÄYSTÄSLAUTA-TAKFOTBRÄDE EAVE SLAT-RÄYSTÄSLISTA-TAKFOTLIST TERRACE CONNECTING BOARDS-TERASSI KIINITYSLAUTA-BRÄDE FÖR ATT FASTA TERASS	92	4.5	50
059	SCREWS - RUUVIT - SKRUVAR  TERRACE BORDER BOARD - TERASSI REUNALAUTA - TERASSFODERBRÄDE	60	3.5	35
060	Door-ovi-dörr 890x1900 (right-oikea käsi-höger hand)  AST_ISO	1	890	1900
061	Door-ovi-dörr 690x1900 (right-oikea käsi-höger hand)  AST_SU	1	690	1900
062	Window-ikkuna-fönster 765x650 (left-vasen käsi-vänster hand)  AST_ISO_KP	1	765	650




Detta är ett förslag för hur man kan placera plintarna (100- 200 mm i diamaten) för golvvägglaget. Golvväggarna är med i byggsatsen, men inte plintarna. Använder man exempelvis 500-600mm långa murblock så kan man halvera antalet punkter. Lägg fuktskyddande papp mellan betong och trä

Tämä on ehdotus siitä, miten (100-200 mm läpimittaiset) jalat voidaan sijoittaa alapohjaa varten. Lattiapaikit ovat rakennussarjassa, mutta jalat ei ole. Kun käytetään esimerkiksi 500-600 mm pitkiä harkkoja, voidaan pisteiden määrä puolittaa. Aseta betonin ja puun väliin kosteudelta suojaava pähvi

A proposal for placing plinths (100-200 mm in diameter) for floor beams. Floor beams are provided in the kit but plinths are not included. For example, by using 500-600 mm long masonry units, one can reduce the number of points 50%. Place cardboard between the concrete and wood to protect from moisture

Date rev. Description



House	S4020-34 Byggbastun	Sheet	
Drawing	Plan	Scale	1:35
Material		Date	16.03.2016
Drawer	K.K.	File	S4020-34 Byggbastun.dwg