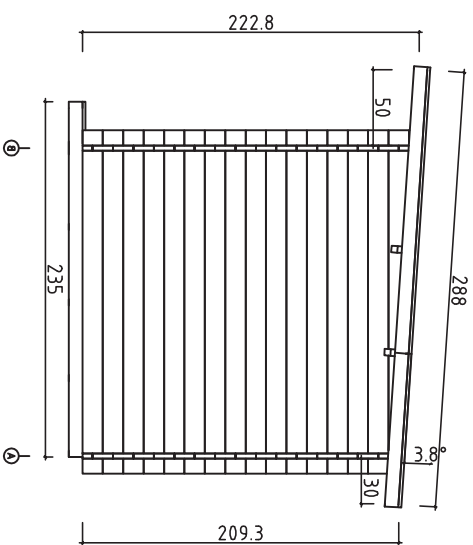
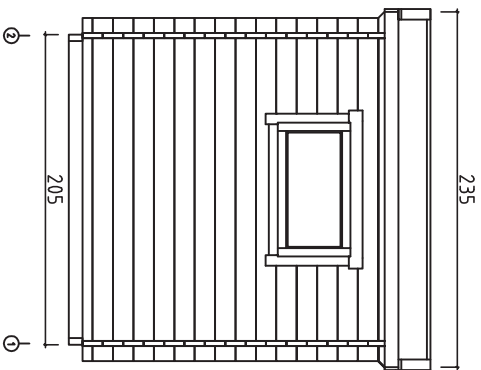
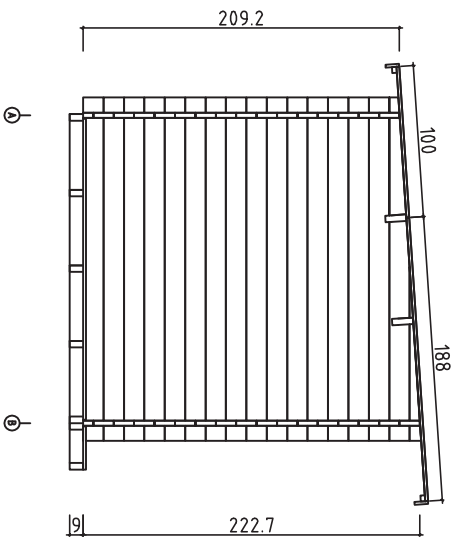
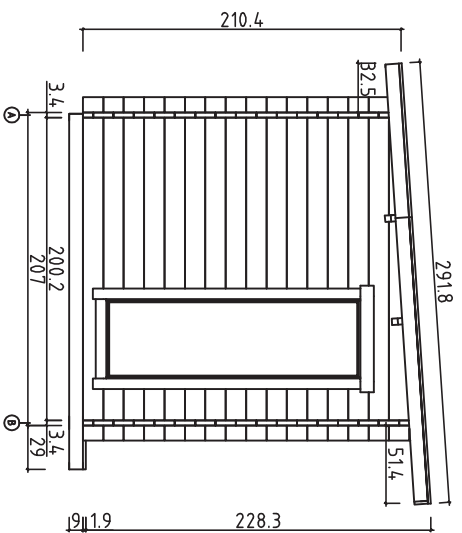
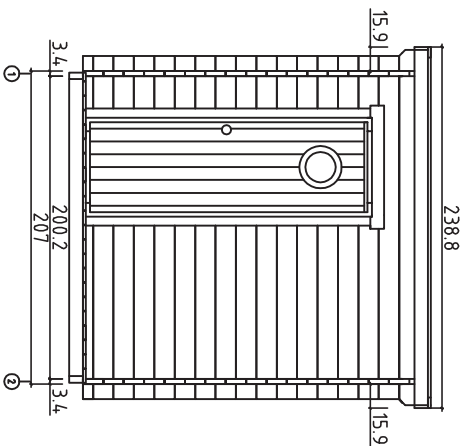
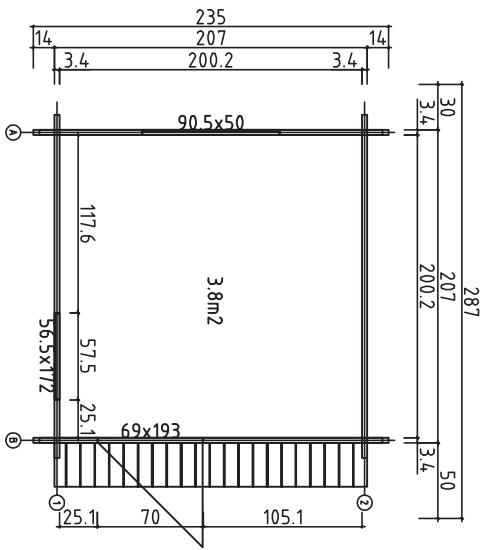


S  
N  
O  
N  
O  
-  
M  
4  
J  
J  
S  
S  
!



Roof Pmax=210kg/m2  
V 1.0


Date rev. Description

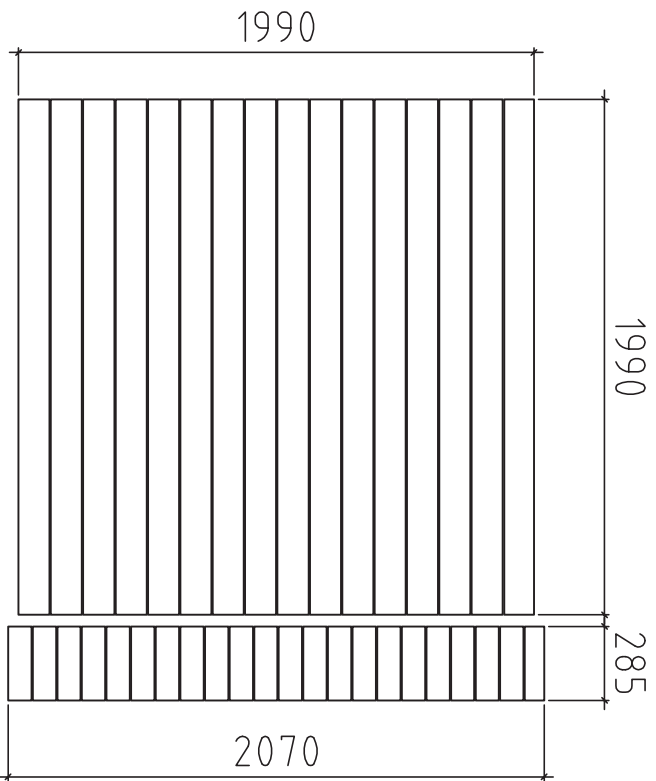
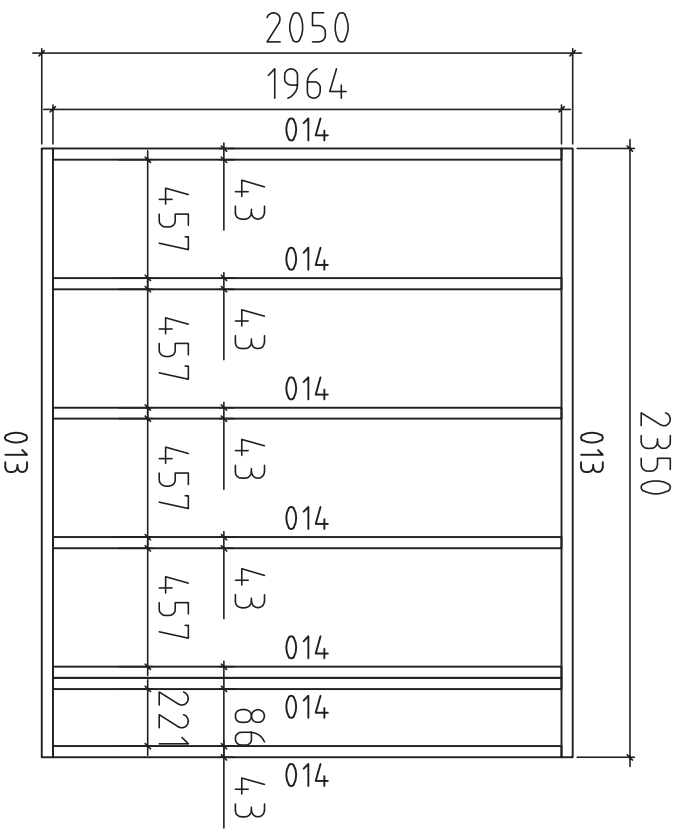
House S2020-34 Jussi Sheet 1

Drawing Views-kuvat-sedd Scale 1:50


Material 34x135 Date 18.10.2016

Drawer File S2020-34 Jussi-Views.dwg

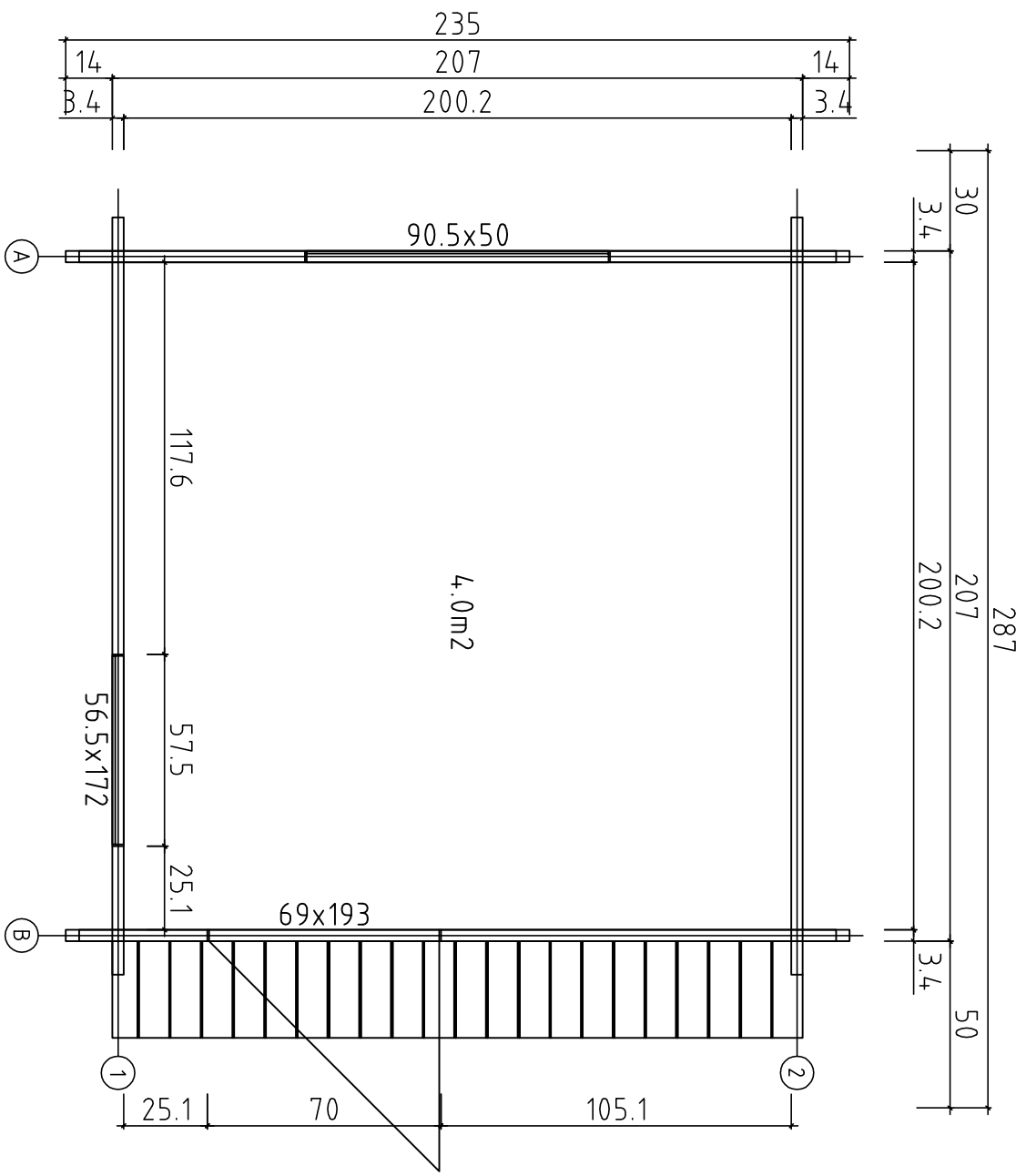





Date \_\_\_\_\_ rev. \_\_\_\_\_ Description \_\_\_\_\_



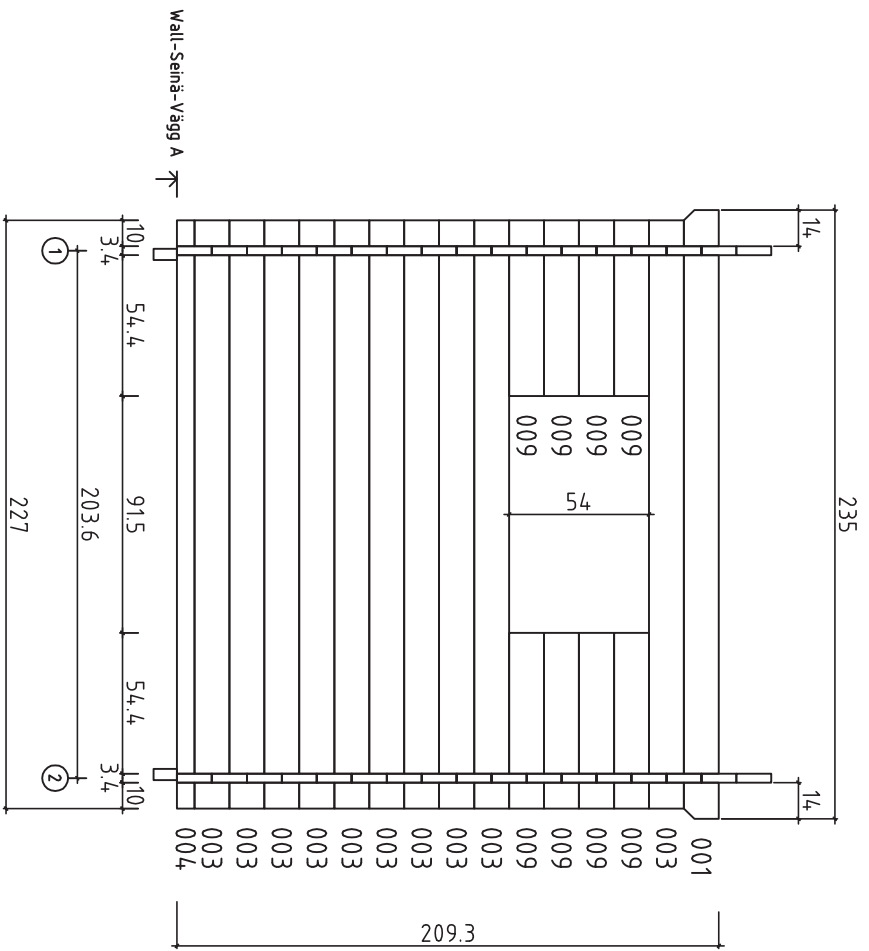
House	S2020-34 Jussi	Sheet	2
Drawing	FLOORBEAMS-LATTIAPALKOT-GOLVJALAKAR	Scale	1:20
Material	4,3x90	Date	18.10.2016
Drawer	K.K.	File	S2020-34_Jussi.dwg



Date rev. Description

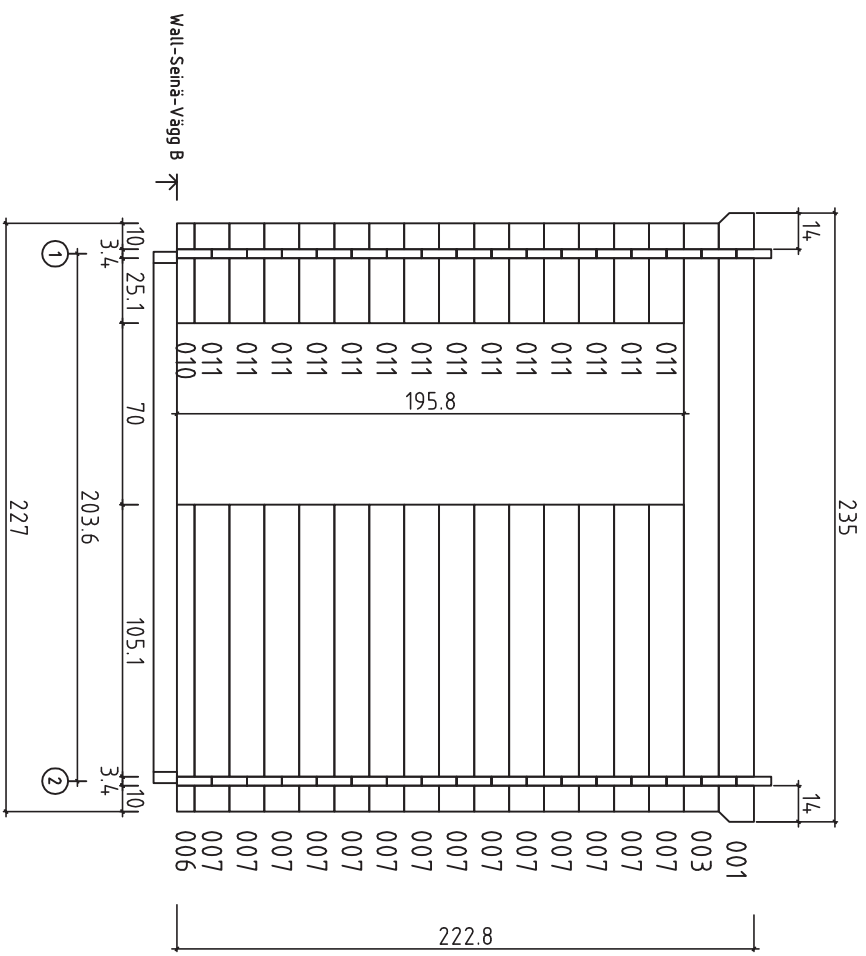


House	S2020-34 Jussi	Sheet	3
Drawing	Grundplan-Pohjapiirros-Grundplan	Scale	1:20
Material	34x135	Date	18.10.2016
Drawer	File S2020-34 Jussi.dwg		




Date \_\_\_\_\_ rev. \_\_\_\_\_ Description \_\_\_\_\_

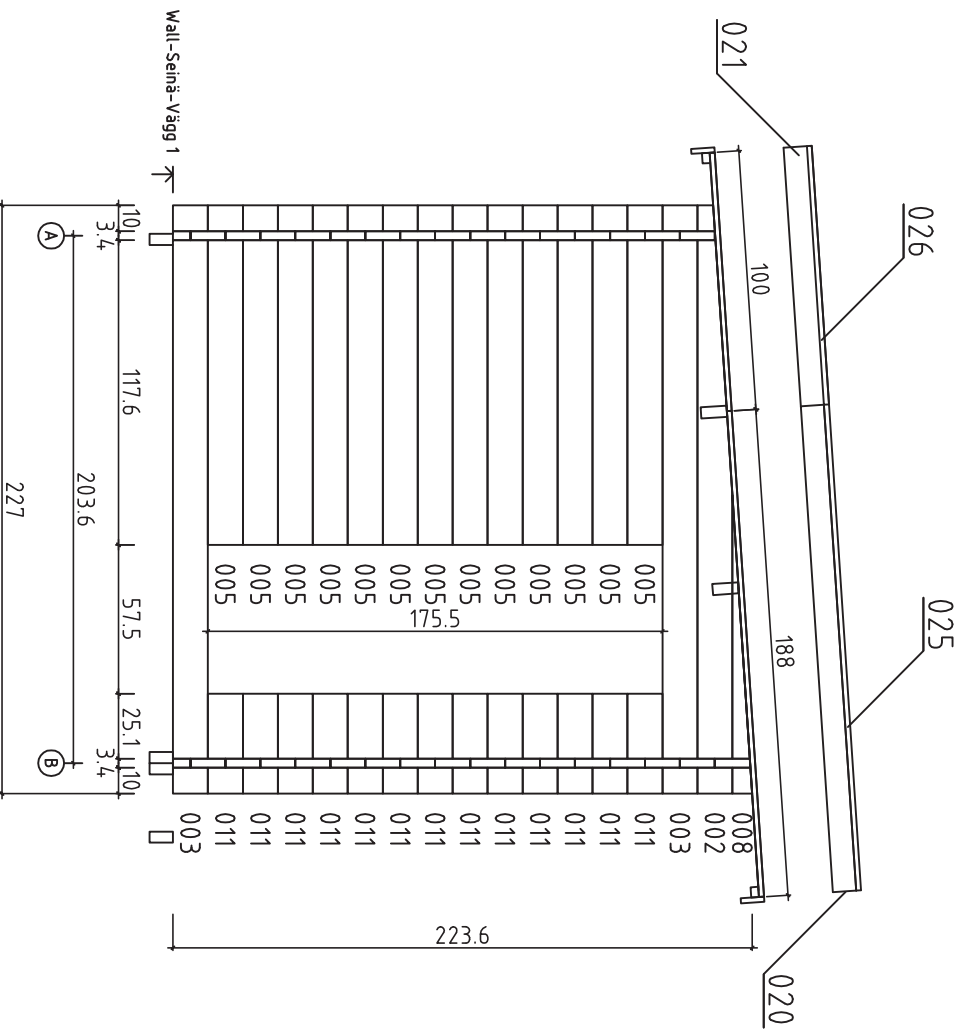
House	S2020-34 Jussi	Sheet	4
Drawing	Wall-Seinä-Vägg A	Scale	1:20
Material	34x135	Date	18.10.2016
Drawer	File S2020-34_Jussi.dwg		



Date rev. Description



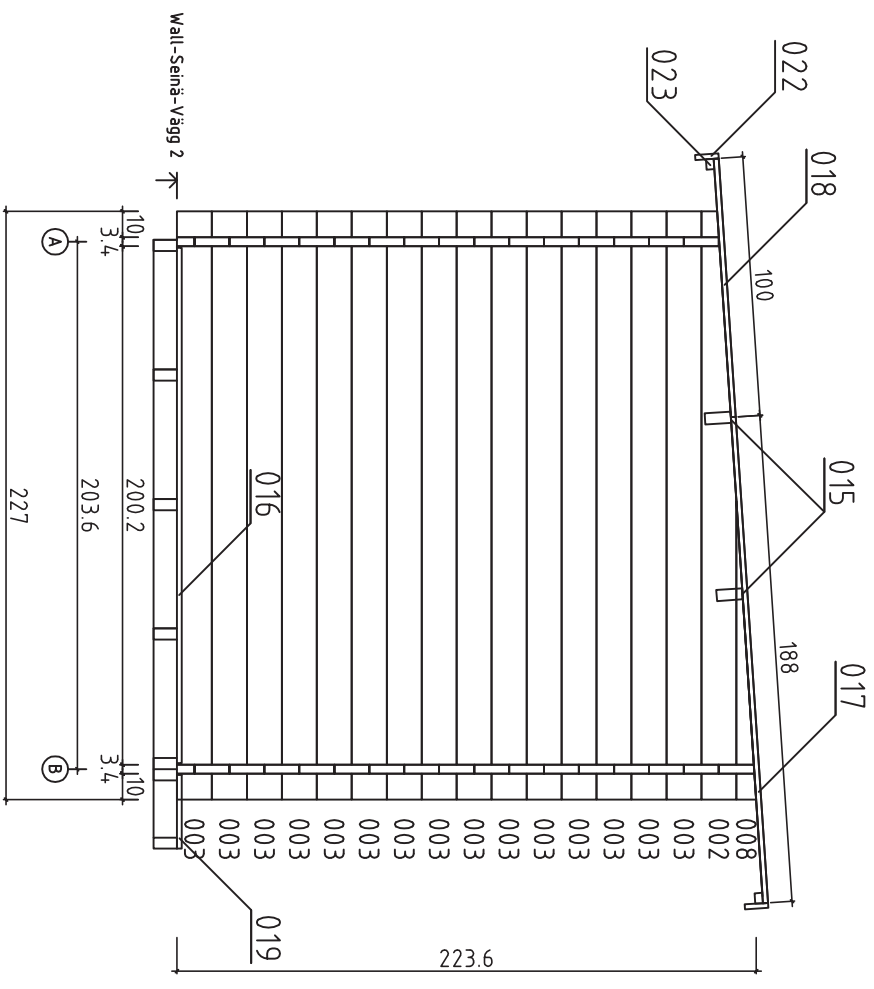
House	S2020-34 Jussi	Sheet	5
Drawing	Wall-Seinä-Vägg B	Scale	1:20
Material	34x135	Date	18.10.2016
Drawer		File	S2020-34_Jussi.dwg



Date rev. Description




























House	S2020-34 Jussi	Sheet	6
Drawing	Wall-Seinä-Vägg 1	Scale	1:20
Material	34x135	Date	18.10.2016
Drawer		File	S2020-34_Jussi.dwg



Date	rev.	Description	Sheet
		House S2020-34 Jussi	7
		Drawing Wall-Seinä-Vägg 2	Scale 1:20
		Material 34x135	Date 18.10.2016
Drawer		File S2020-34_Jussi.dwg	



PAKK L<2.35m

Pos	S2020-34 Jussi	Pcs.	Profile (mm)	L (mm)
001		2	34x135	2350
003	 +1= EXTRA PROFILE	28+1	34x135	2270
004		1	34x68	2270
005		13	34x135	1310
006		1	34x68	1185
007		14	34x135	1185
009		8	34x135	678
010		1	34x68	385
011		27	34x135	385
W1-1		1	34x211	2270
W2-1		1	34x211	2270
012	ASSEMBLING BOARDS-ASENNUSLAUTA-SLAGBRÄDE 	2	34x135	300
013	FLOORBEAMS-LATTIAPALKIT-GOLVBJÄLKAR  IMM	2	43x90	2350
014	FLOORBEAMS-LATTIAPALKIT-GOLVBJÄLKAR  IMM	7	43x90	1964
015	PURLINS-KATTO ORRET-TÄKASAR 	2	43x140	2350
016	SAUNA BOARDS-SAUNA LATTIALAUTA-SAUNA GOLVBRÄDE 	16+1	120x28	1990
017	ROOFBOARDS-KATTOLAUTA-TAKBRÄDE  88mm or-tai-eller 114mm	21+1 27+1	114x19 88x19	1880 1880
018	ROOFBOARDS-KATTOLAUTA-TAKBRÄDE  88mm or-tai-eller 114mm	21+1 27+1	114x19 88x19	1000 1000
019	TERRACE BOARD-TERASSILAUTA-TERASSBRÄDE  IMM	22+1	90x19	285
020	GABLE BOARDS-KAAPELILAUTA-GAVELBRÄDA 	2	19x90	1880
021	GABLE BOARDS-KAAPELILAUTA-GAVELBRÄDA 	2	19x90	1000
022	EAVE BOARD-RÄYSTÄSLAUTA-TAKFOTSBRÄDE 	2	19x90	2350
023	EAVE SLAT-RÄYSTÄSLISTA-TAKFOTSLIST 	2	30x40	2350
024	ROOF FELT FILLET-KAAPELILAUDAN PEITELAUTA 	1	19x70	2248
025	BRÄDE OVANPÅ GAVELBRÄDE	2	19x70	1880
026	ROOF FELT FILLET-KAAPELILAUDAN PEITELAUTA  BRÄDE OVANPÅ GAVELBRÄDE	2	19x70	1000



Polhus









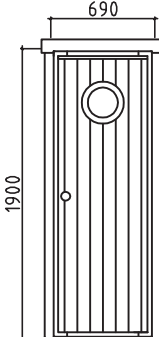
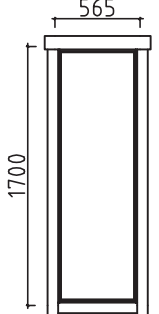
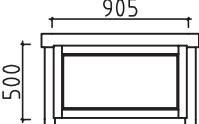
Kood S2020-34 Jussi

Materjal

File S2020-34 Jussi.dwg

Leht 8

PAKK L<2.35m

Pos	S2020-34 Jussi	Pcs.	Profile (mm)	L (mm)
027	WINDOW HANDLE-IKKUNA KAHVA-FÖNSTER HANDTAG 	1+1+1		
028	DOOR KNOB/OVEN PAINIKE/DÖRR HANDTAG 	1		
029	DOOR HINGES-OVEN SARANAT-DÖRR GÅNGJÄRN 	3		
030	NAILS - NAULAT - SPIKAR  ROOFBOARDS-KATTOLAUTA-TAKBRÄDE	140	2.5	60
031	SCREWS - RUUVIT - SKRUVAR  FLOORBEAMS-LATTIAPALKIT-GOLVBJÄLKAR HALFBEAMS-PUOLEKSIPALKIT-FÖR ATT HALVA VÄGGPROFILER	40	4.5	90
032	SCREWS - RUUVIT - SKRUVAR  TERRACE BOARDS-TERASSILAUTA-TERASSBRÄDE SAUNA BOARDS-SAUNA LATTIALAUTA-SAUNA GOLVBRÄDE	300	4.5	70
033	SCREWS - RUUVIT - SKRUVAR  GABLE BOARDS-KAAPELILAUTA-VINDBRÄDE EAVE BOARD-RÄYSTÄSLAUTA-TAKFOTBRÄDE EAVE SLAT-RÄYSTÄSLISTA-TAKFOTLIST	40	4.5	50
034	SCREWS - RUUVIT - SKRUVAR  ROOF FELT FILLET-KAAPELILAUDAN PEITELAUTA BRÄDE OVANPÅ GAVELBRÄDE	14	3.5	35
035	Door-ovi-dörr 690x1900 (right-oikea käsi-höger hand) 1pc-kpl-st  Ast_ISO_VA	1	690	1900
036	Window-ikkuna-fönster 565x1700 1pc-kpl-st  Ast_ISO_K_KAR	1	565	1700
037	Window-ikkuna-fönster 905x500 1pc-kpl-st  Ast_ISO_VU	1	905	500



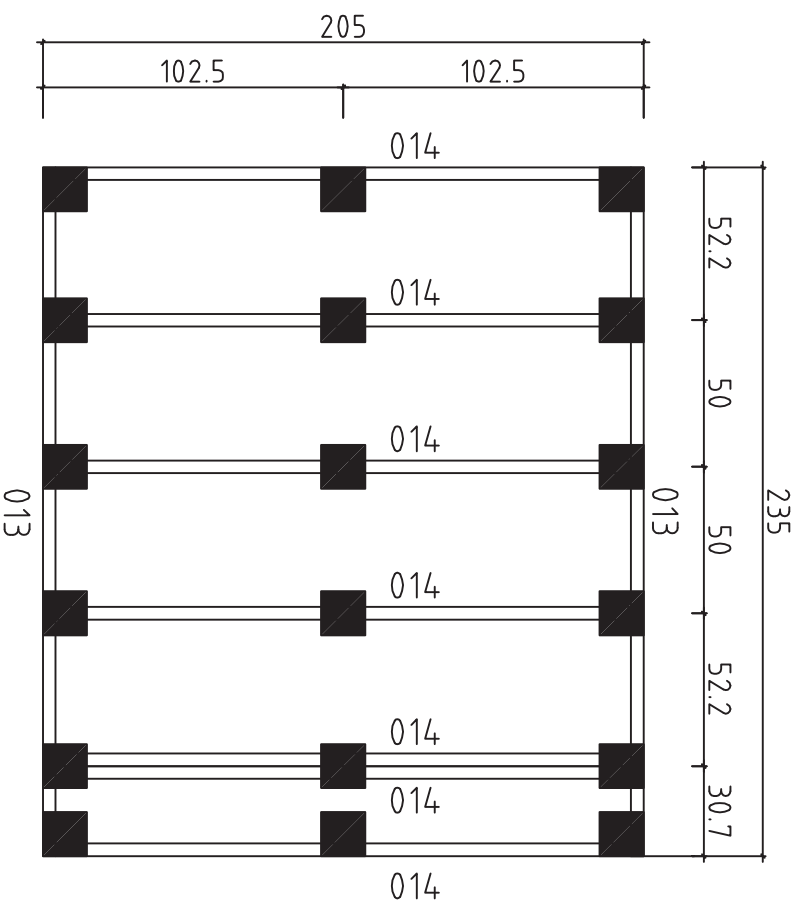
Polhus

Kood S2020-34 Jussi

Materjal

File S2020-34 Jussi.dwg

Leht 9



Detta är ett förslag för hur man kan placera plintarna (100- 200 mm i diameter) för golvbjälklaget. Golvbjälklarna är med i byggsatsen, men inte plintarna. Använder man exempelvis 500-600mm långa murblock så kan man halvera antalet punkter. Lägg fuktskyddande papp mellan betong och trä

Tämna on ehdotus siitä, miten (100-200 mm läpimitäiset) jalat voidaan sijoittaa alapohjan varten. Lattiapalkit ovat rakennussarjassa, mutta jalkoja ei ole. Kun käytetään esimerkiksi 500-600 mm pitkiä harkkoja, voidaan pisteiden määrä puolitaa. Aseta betonin ja puun väliin kosteudelta suojaava pähvi

A proposal for placing plinths (100-200 mm in diameter) for floor beams. Floor beams are provided in the kit but plinths are not included. For example, by using 500-600 mm long masonry units, one can reduce the number of points 50%. Place cardboard between the concrete and wood to protect from moisture

Date rev. Description

House	S2020-34 Jussi	Sheet	10
Drawing	FOUNDATION PLAN - PLINTPLAN	Scale	1:25
Material		Date	26.11.2015
Drawer	KK	File	S2020-34 Jussi.dwg