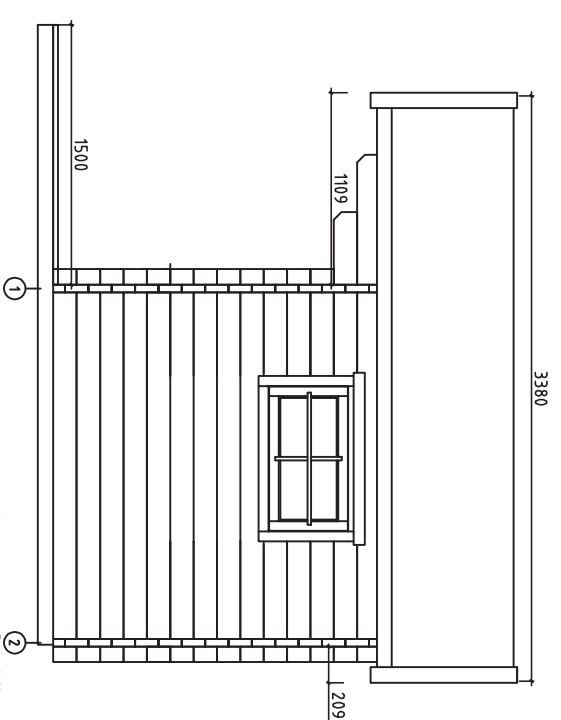
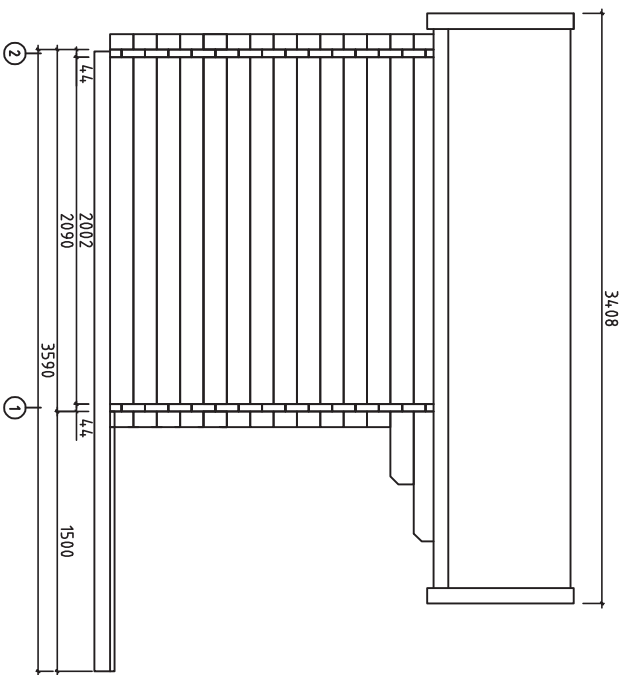
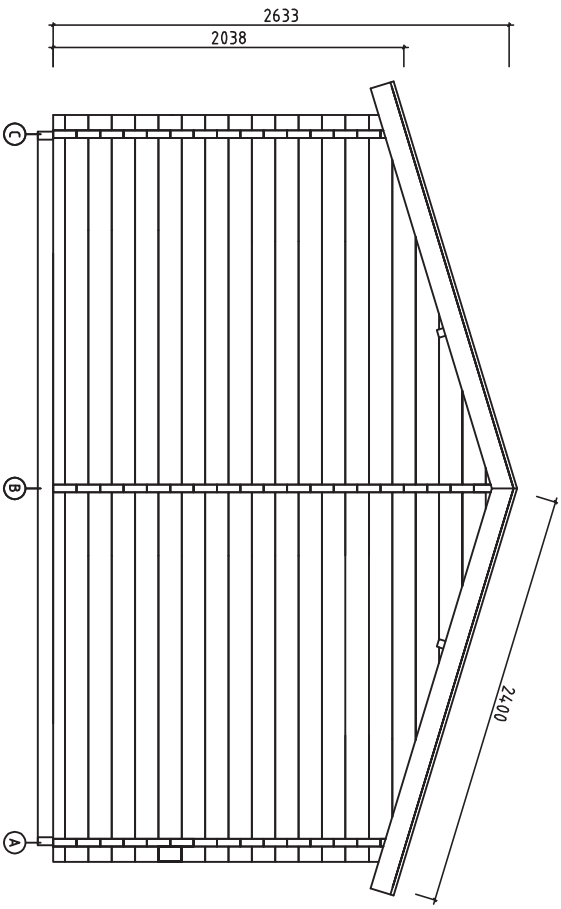
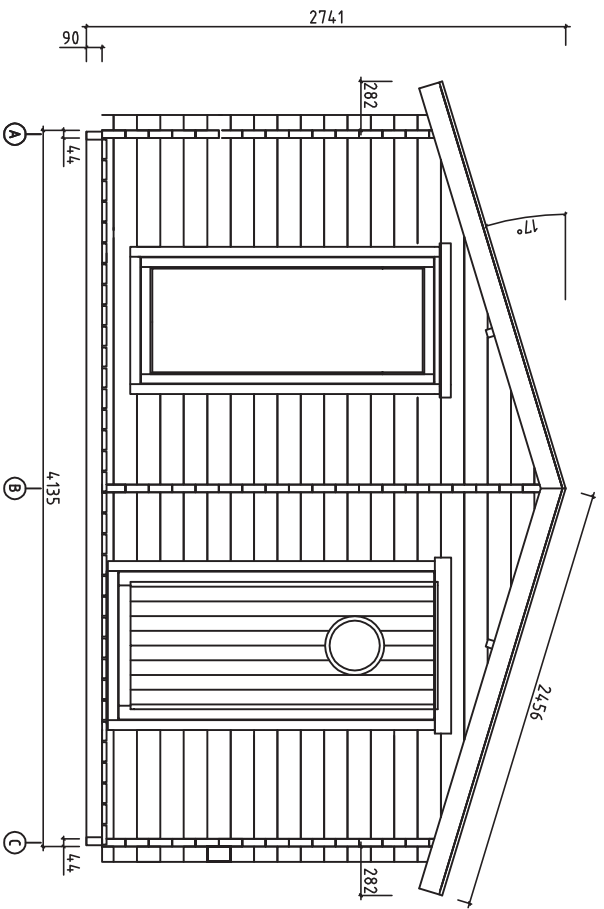

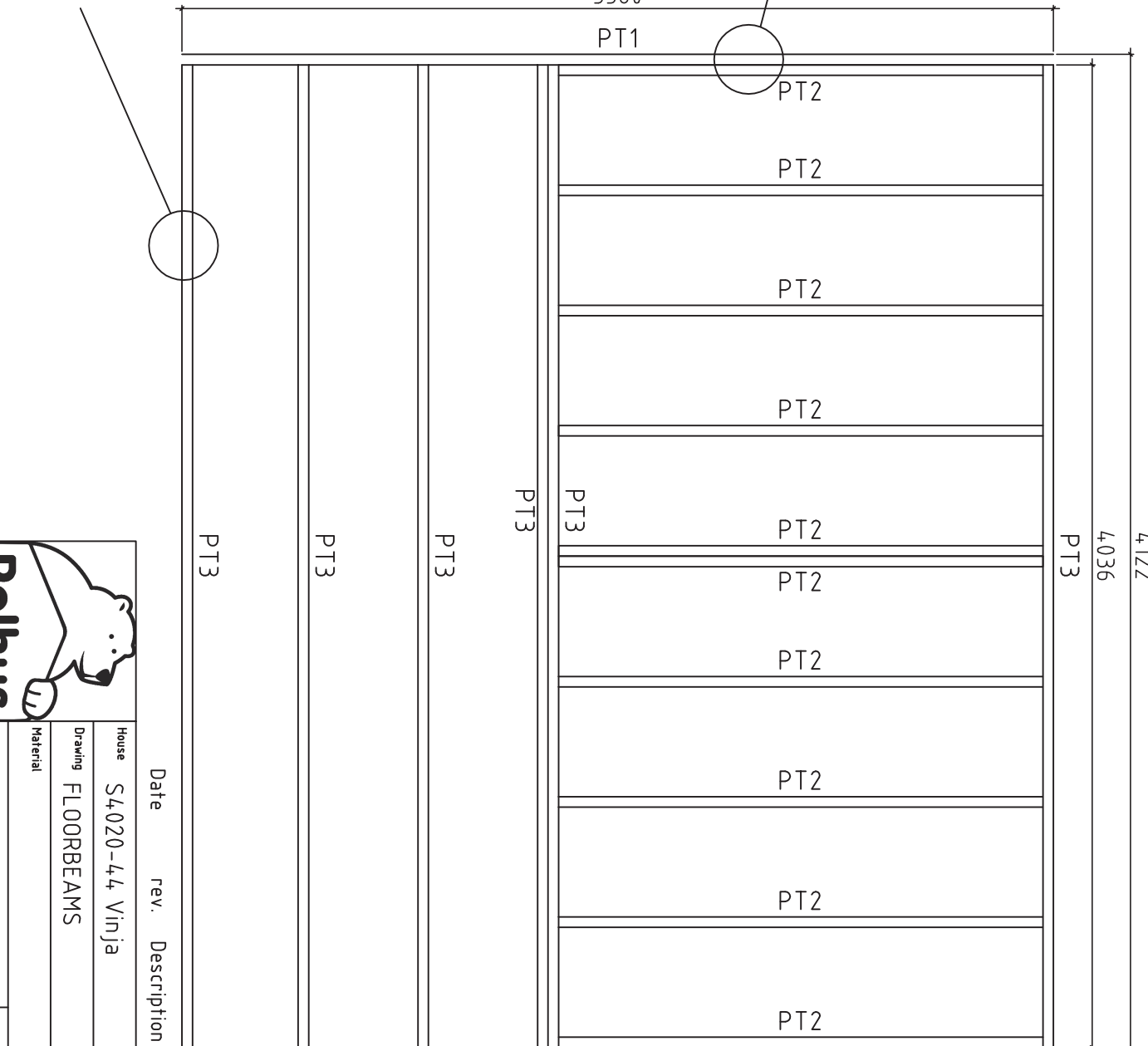


S4020-44 Vinja




Roof Pmax=250kg/m2  
V 1.0


	House	S4020-44 Vinja	Sheet	1
	Drawing	Views-kuvat-sedd	Scale	150
Designer	K.K.	Date	27.11.2015	
		File	S4020-44 Vinja Views.dwg	




Date	rev.	Description	Sheet
			2
		House S4020-44 Vinja	
		Drawing FLOORBEAMS	Scale 1:25
		Material	Date 26.11.2014
Drawer	K.K.	File	S4020-44_Vinjardwg


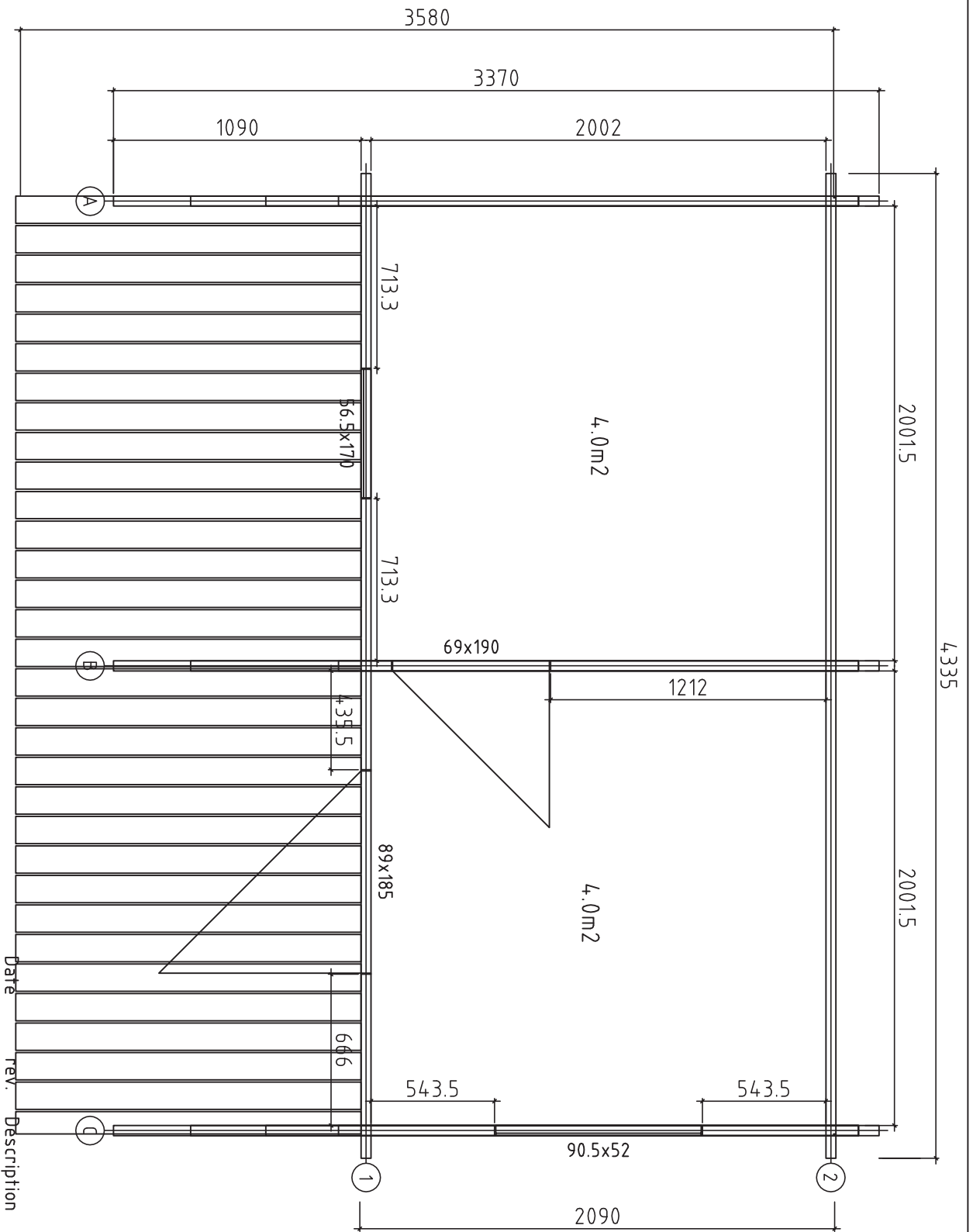


House S4020-44 Vinja  
 Drawing FLOORBEAMS  
 Material  
 Date 26.11.2014  
 Drawer K.K.  
 File S4020-44\_Vinjardwg



Date    rev.    Description

			
House	S4020-44 Vinja	Sheet	3
Drawing	SAUNA, TERRACE BOARDS	Scale	1:25
Material	44x135	Date	27.11.2014
Drawer	K.K.	File	S4020-44_Vinja.dwg



House	S4020-44 Vinja	Sheet	4
Drawing	Plan	Scale	1:25
Material	44x135	Date	27.11.2014
Drawer	K.K.	File	S4020-44 Vinja.dwg


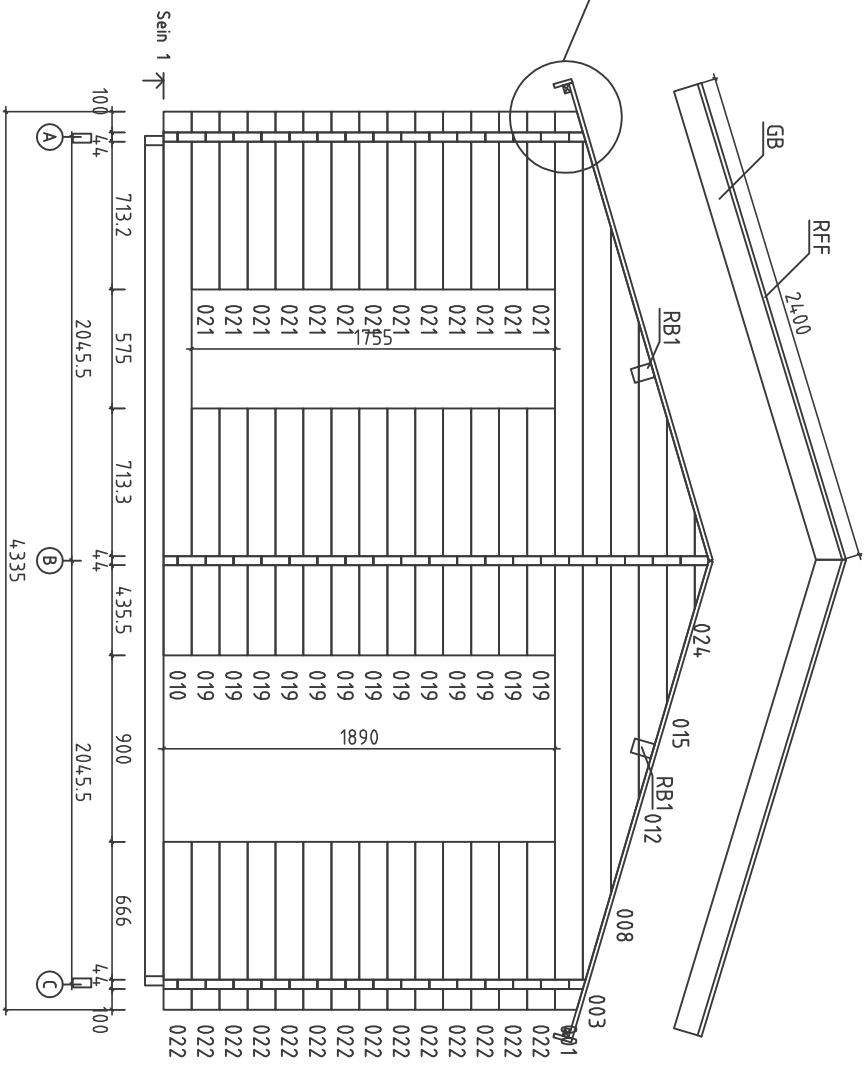
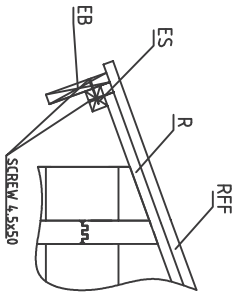
Date  
rev.  
Description











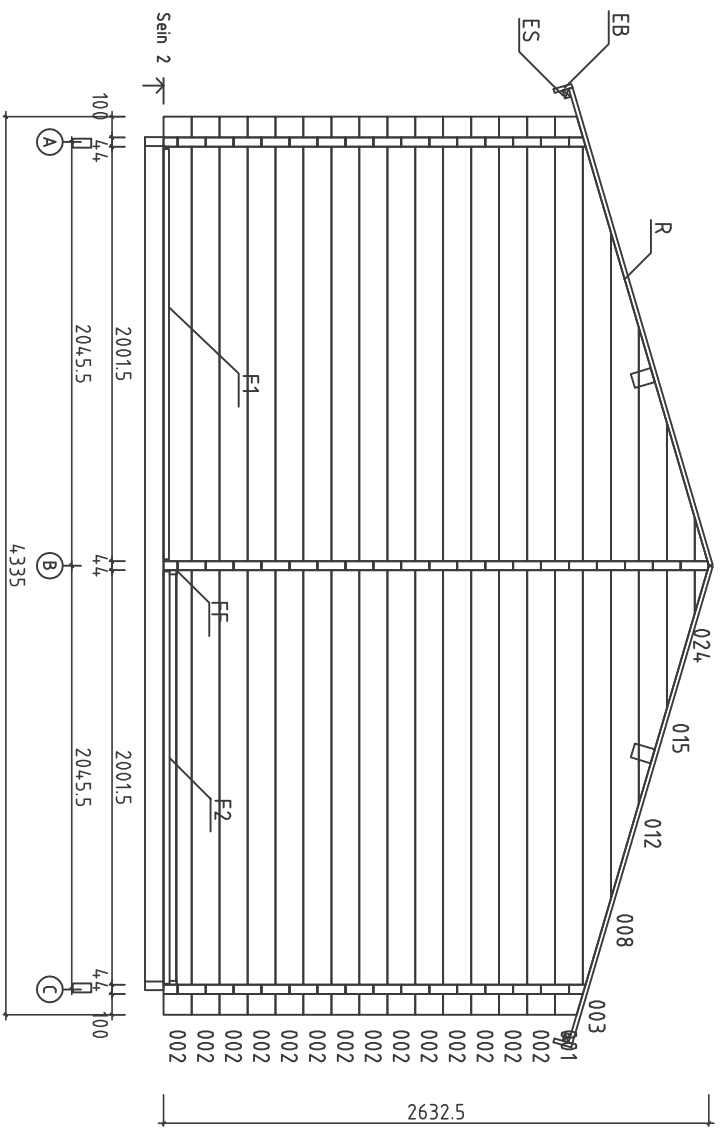
Date rev. Description

House S4.020-44, Vinja Sheet 8

Drawing WALL 1 Scale 1:25

Material 4,4x135 Date 27.11.2014

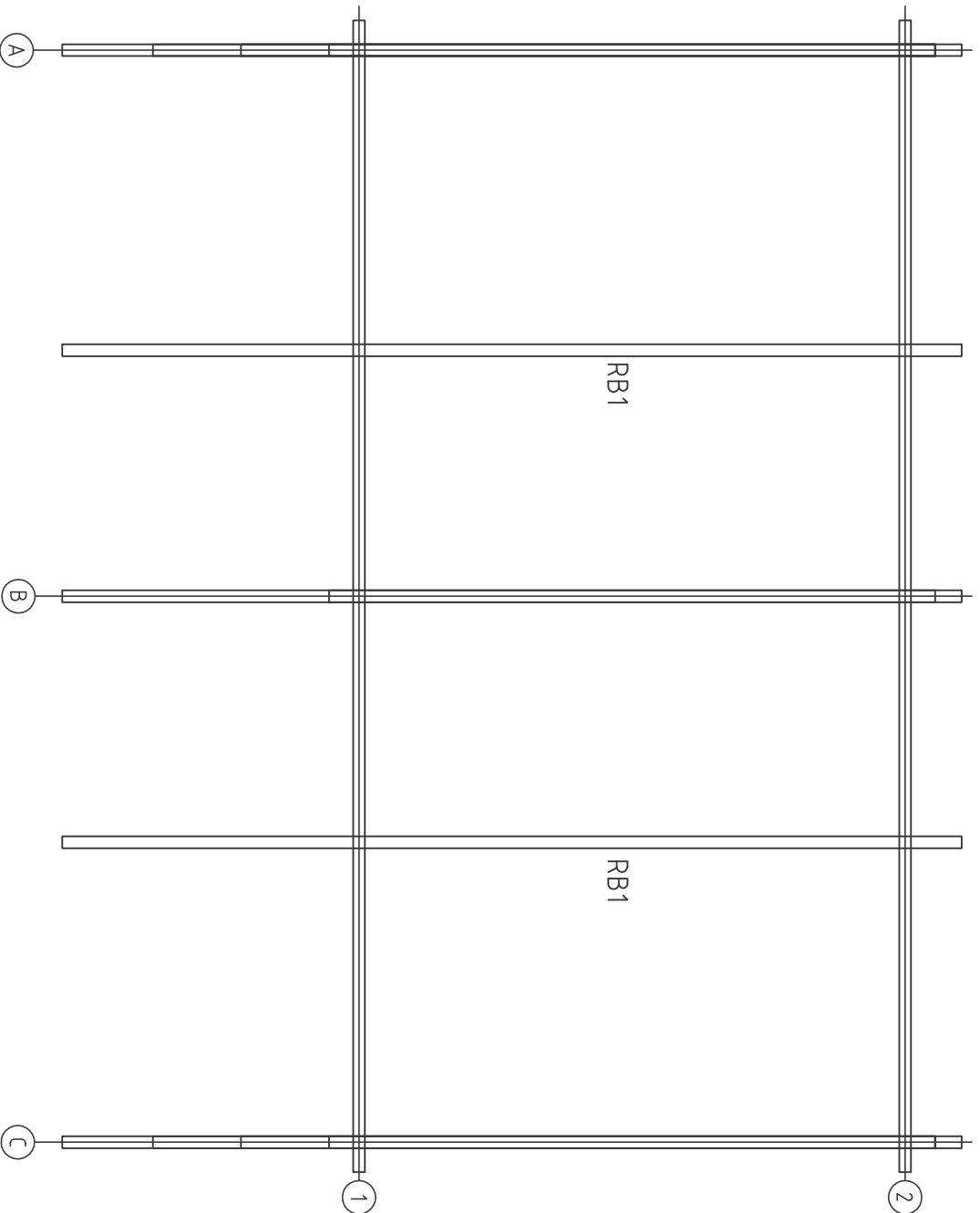
Drawer K.K. File S4.020-44, Vinja.dwg




Date rev. Description











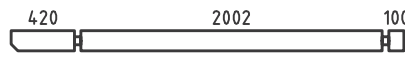

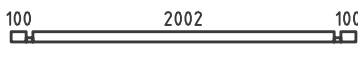


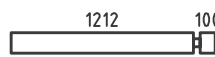
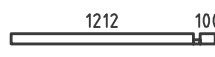

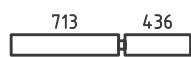
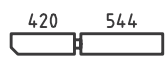


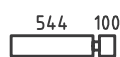




House	S4020-44, Vinja	Sheet	9
Drawing	WALL 2	Scale	1:25
Material	4,4x135	Date	27.11.2014
Drawer	K.K.	File	S4020-44, Vinja.dwg


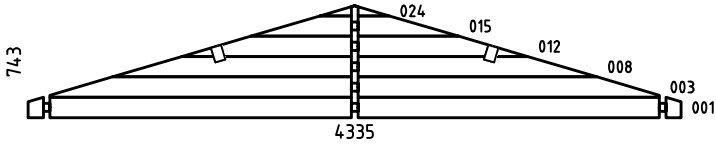
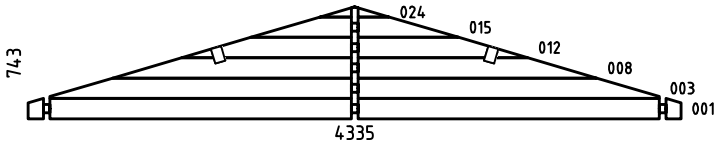








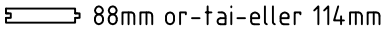

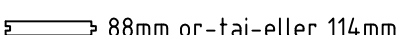













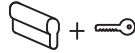





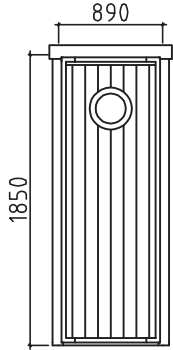


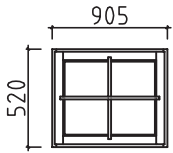
Date    rev.    Description

 <b>Polhus</b>		House	S4020-44 Vinja	Sheet	10
Drawing	ROOFBEAMS		Scale	1:25	
Material	70x140		Date	27.11.2014	
Drawer	K.K.		File	S4020-44_Vinja.dwg	

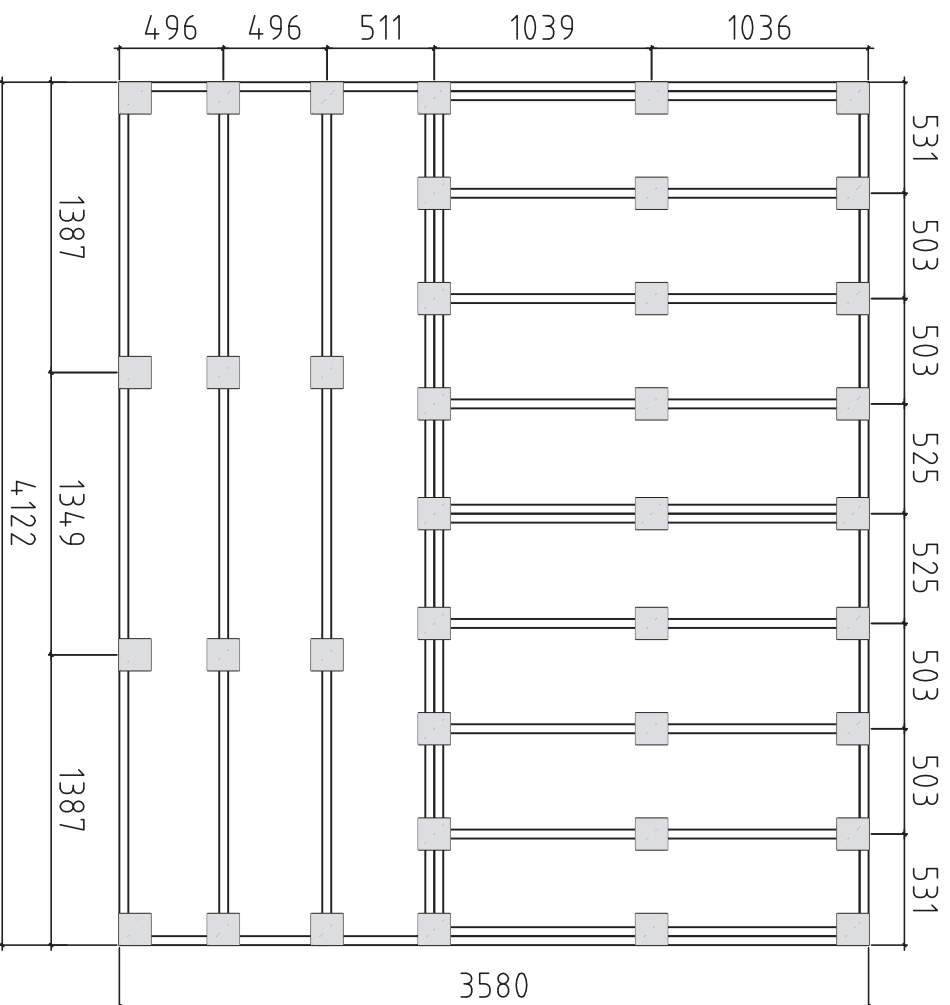
Pos	S4020-44 Vinja	St.	Profil (mm)	L (mm)
001		2	44x135	4335
002		14	44x135	4335
003		2	44x135	4047
004		1	44x135	3370
005		2	44x135	3370
006		1	44x80	3370
007		1	44x80	3370
008		2	44x135	3216
009		2	44x135	2940
010		1	44x135	2625
011		1	44x135	2610
012		2	44x135	2297
013		2	44x68	2290
014		23	44x135	2290
015		2	44x135	1378
016		14	44x135	1356
017		1	44x68	1356
018		1	44x135	1338
019		13	44x135	1193
020		1	44x135	1008
021		13	44x135	857
022		14	44x135	810
023		6	44x135	688
024		2	44x68	459
025		1	44x68	234



Pos	S4020-44 Vinja		St.	Profil (mm)	L (mm)		
026			14	44x135	234		
W1-1			1	44x743	4335		
W2-1			1	44x743	4335		
EB		4047		SPARE BEAM\EXTRA PROFILE	1	44x135	4335
	ASSEMBLING BOARDS-ASENNUSLAUTA-SLAGBRÄDE				2	44x135	300
FB3	FLOORBEAMS-LATTIAPALKIT-GOLVBJÄLKAR			IMM	6	43x90	4035
FB1	FLOORBEAMS-LATTIAPALKIT-GOLVBJÄLKAR			IMM	2	43x90	3580
FB2	FLOORBEAMS-LATTIAPALKIT-GOLVBJÄLKAR			IMM	10	43x90	1990
RB1	ROOFBEAMS-KATTOPALKKI-TAKASAR				2	70x140	3370
F1	FLOORBOARDS-LATTIALAUTA-GOLVBRÄDE				16+2	120x28	2000
F2	FLOORBOARDS-LATTIALAUTA-GOLVBRÄDE				23+1 18+1	88x19 114x19	2000
T	TERRACE BOARDS-TERASSILAUTA		IMM		32+1	120x28	1520
R	ROOFBOARDS-KATTOLAUTA-TAKBRÄDE				78+1 60+1	88x19 114x19	2400
FF	FLOOR FILLET-LATTIALISTA-GOLVLIST					17x35	9.0
GB	GABLE BOARDS-KAAPELILAUTA-GAVELBRÄDA				4	19x120	2400
EB	EAVE BOARD-RÄYSTÄSLAUTA-TAKFOTSBRÄDE				2	19x90	3370
ES	EAVE SLAT-RÄYSTÄSLISTA-TAKFOTSLIST				2	30x40	3370
RFF	ROOF FELT FILLET-KAAPELILAUDAN PEITELAUTA BRÄDE OVANPÅ GAVELBRÄDE				4	19x70	2410
D	DECORATIVE - KORISTE - PRYDNADS				2	19x100	200
	NAILS - NAULAT - SPIKAR		FLOORBOARD - LATTIALAUTA - GOLVBRÄDE ROOFBOARD - KATTOLAUTAT - TAKBRÄDE		535	2,5x60	
	NAILS - NAULAT - SPIKAR		FLOORBEAMS - LATTIAPALKIT - GOLVBJÄLKAR		40	5,0x100	
	SCREWS - RUUVIT - SKRUVAR		ROOF FELT FILLET-KATON PÄÄTYLAUTA-BRÄDE OVANPÅ GAVELBRÄDE SKIRTING SLAT - LATTIALISTA - GOLVLIST		45	3,5x35	
	SCREWS - RUUVIT - SKRUVAR		EAVE BOARD - RÄYSTÄSLAUTA - TAKFOTSBRÄDE EAVE SLAT - RÄYSTÄSLISTA - TAKFOTSLIST GABLE BOARD - KAAPELILAUTA - GAVELBRÄDA TERRACE BOARD - TERRASSILAUTA - TERASSBRÄDE		345	4,5x50	
	SCREWS - RUUVIT - SKRUVAR		FIXING HALF BEAMS VAHVISTETTAVA PUOLIKKAAT PALKIT FÖR ATT FASTA HALVA VÄGGPROFILER		10	4,5x90	

Pos	S4020-44 Vinja	St.	Profil (mm)	L (mm)
	DOOR LOCK+KEYS-OVENLUKKO+AVAIN-DÖRRLÅS+NYCKLAR		1	
	DOOR KNOB/OVEN PAINIKE/DÖRR HANDTAG		1	
	DOOR HINGES-OVEN SARANAT-DÖRR GÅNGJÄRN		6	
	DOOR HANDLE-OVEN KAHVA-DÖRR HANDTAG		1	
	WINDOW CROSSES-IKKUNARISTIKKO-SPRÖJS		1	
	WINDOW HANDLE-IKKUNA KAHVA-FÖNSTER HANDTAG		1	
	 <p>Door 890x1850 (right) 1pc Ast ISO VA</p>	1	890	1850
	 <p>Door 690x1900 (right) 1pc AST SAUN 2L</p>	1	690	1900
	 <p>Window 565x1700 1pc AST ISO K KAR</p>	1	565	1700
	 <p>Window 905x520 (left) 1pc AST ISO KP</p>	1	520	905






Detta är ett förslag för hur man kan placera plintarna (100-200 mm i diamaten) för golvväggsklaget. Golvväggsklaget är med i byggsatsen, men inte plintarna. Använder man exempelvis 500-600mm långa murblock så kan man halvera antalet punkter. Lägg fuktskyddande papp mellan betong och trä

Tämä on ehdotus siitä, miten (100-200 mm läpimitäiset) jalat voidaan sijoittaa alapohjaa varten. Lattiapakit ovat rakennussarjassa, mutta jalat ei ole. Kun käytetään esimerkiksi 500-600 mm pitkiä harkkoja, voidaan pisteiden määrä puolittaa. Aseta betoniin ja puun väliin kosteudelta suojaava paperi

A proposal for placing plinths (100-200 mm in diameter) for floor beams. Floor beams are provided in the kit but plinths are not included. For example, by using 500-600 mm long masonry units, one can reduce the number of points 50%. Place cardboard between the concrete and wood to protect from moisture

Date rev. Description



House	Description	Sheet
S4020-44 Vinja		14
Drawing	Scale	
Plan	1:35	
Material	Date	
	04.03.2016	
Drawer	File	
K.K.	S4020-44 Vinja.dwg	