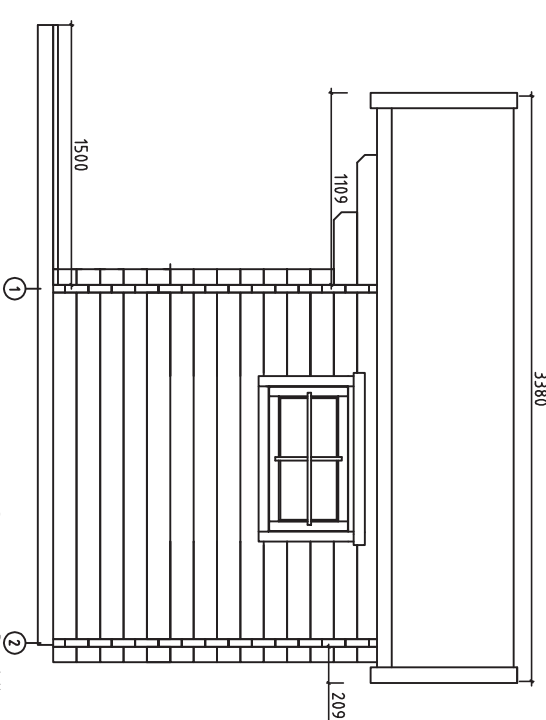
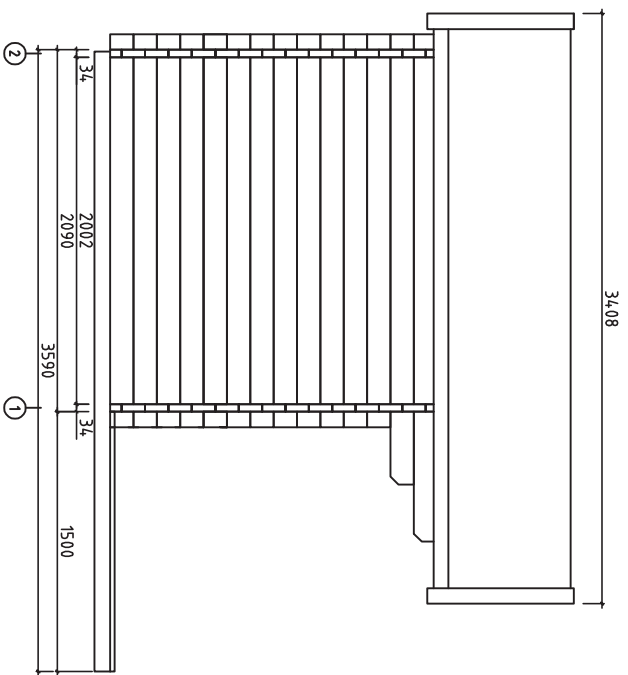
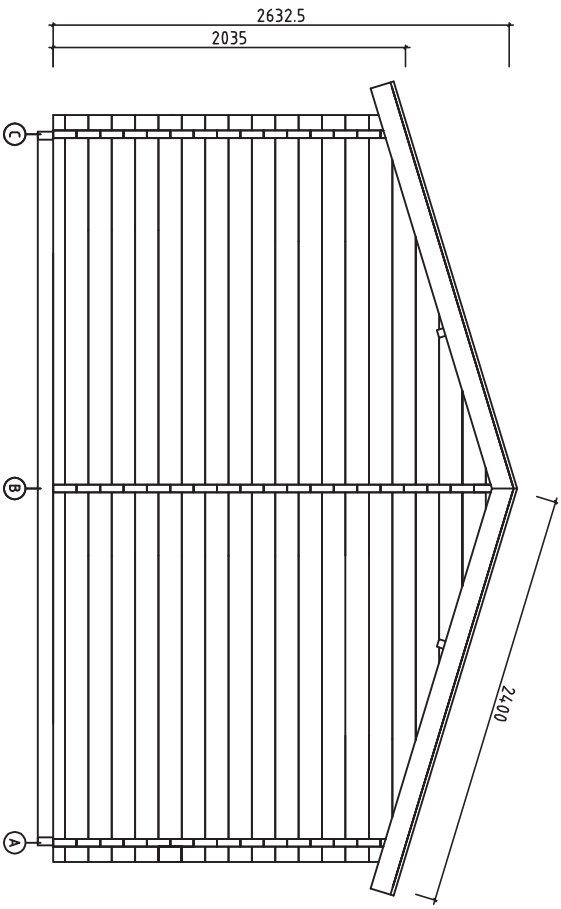
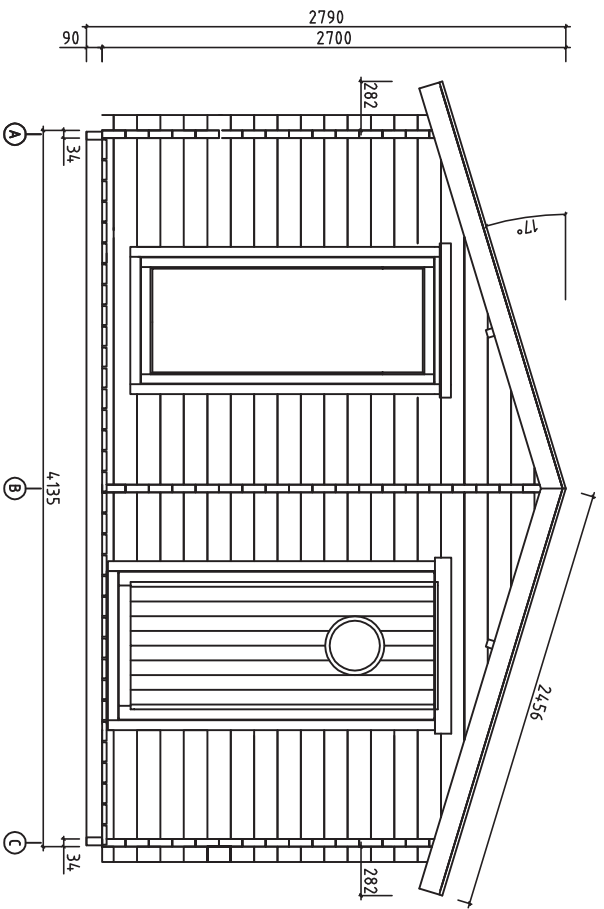

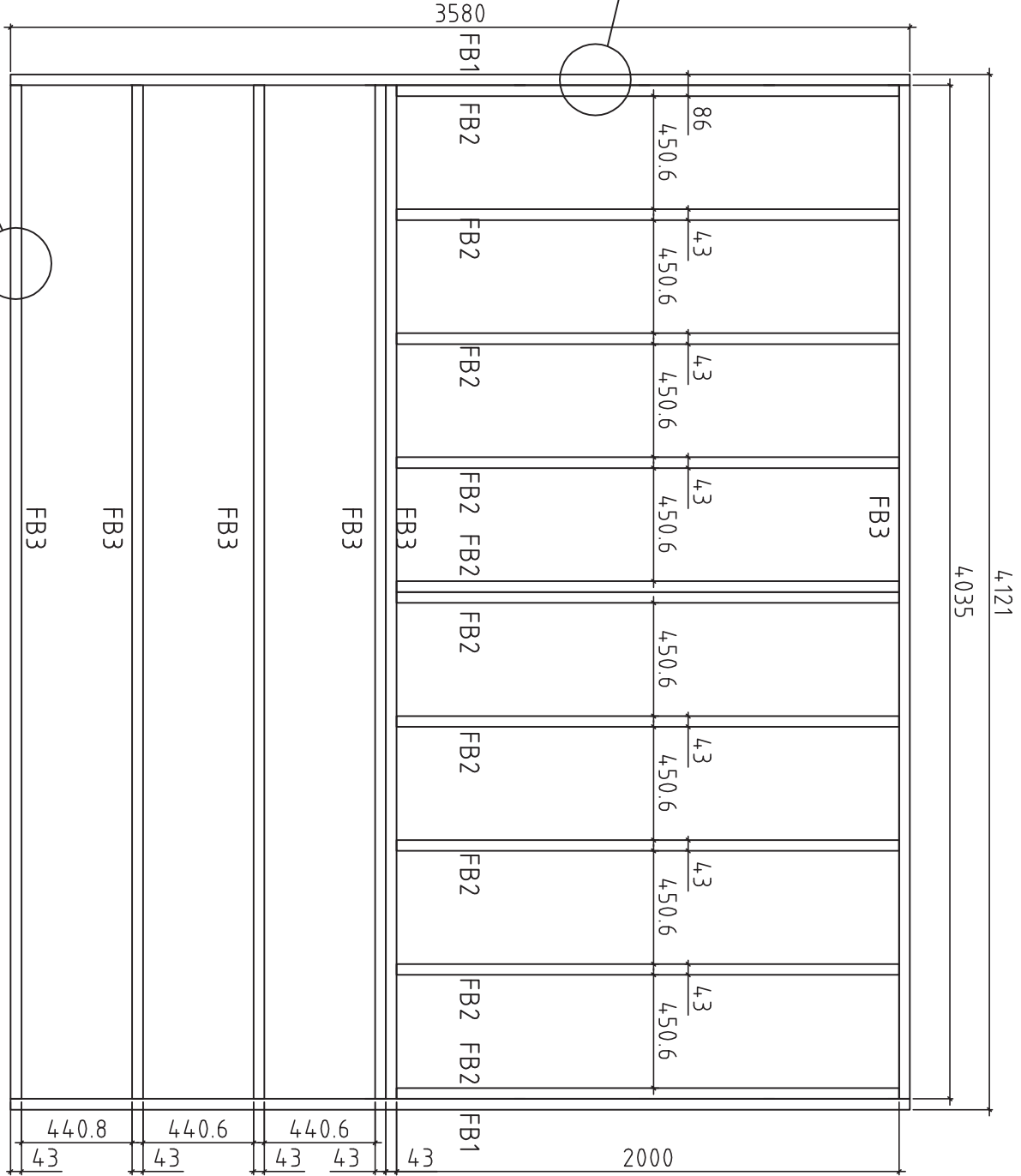
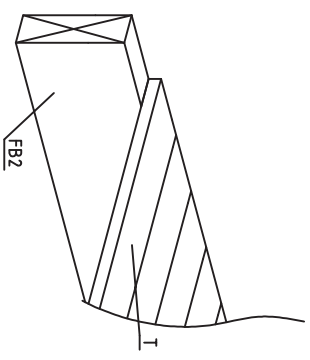


S4020-34 Jukka




Roof Pmax=250kg/m²
V 1.0


		House	S4020-34 Jukka	Sheet	1
		Drawing	Views-kuvat-sedd	Scale	1:50
Material	34x135	Date	01.12.2015		
Designer	K.K.	File	S4020-34 Jukka Views.dwg		




Date rev. Description


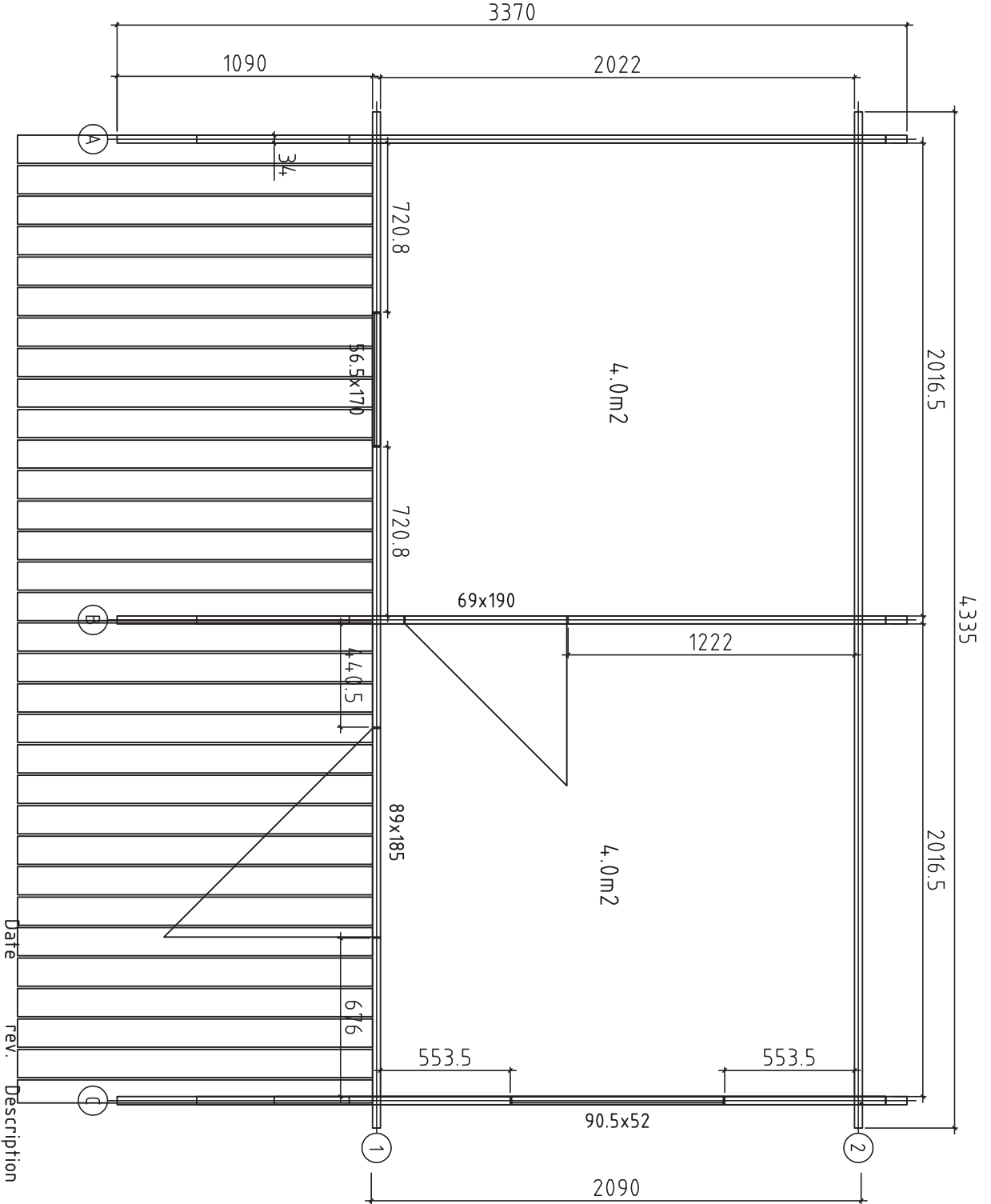


House	S4020-34 Jukka	Sheet	2
Drawing	FLOORBEAMS	Scale	1:25
Material		Date	04.12.2014
Drawer	K.K.	File	S4020-34 Jukka.dwg




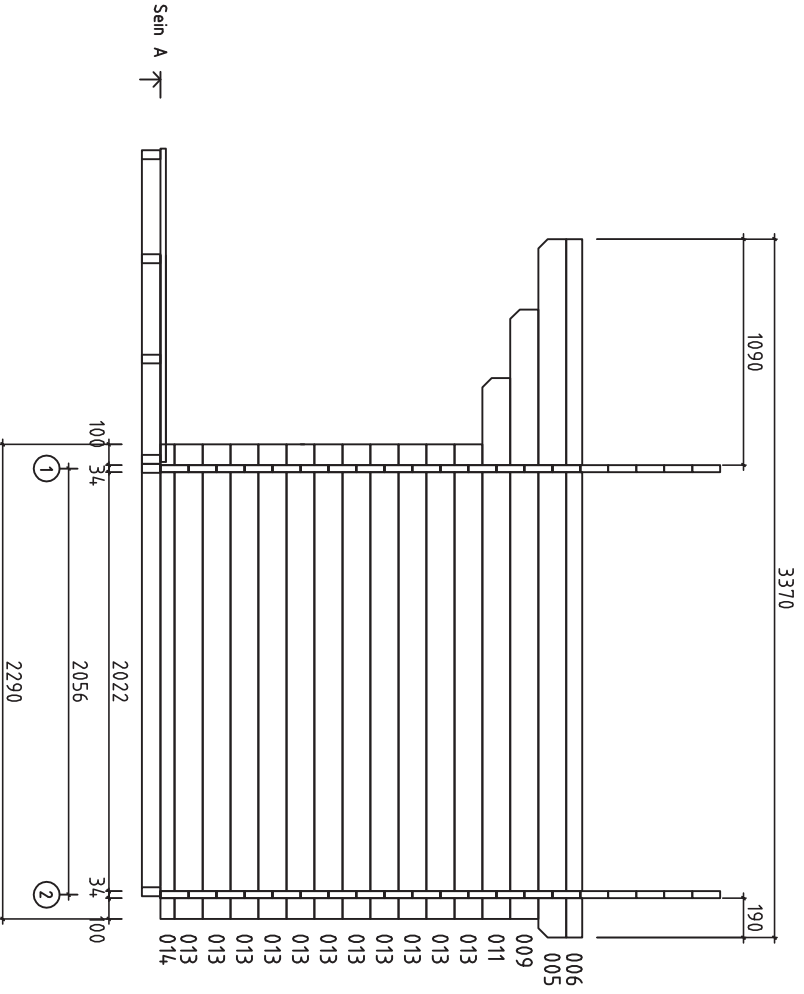
Date rev. Description

 Polhus			
House	S4020-34 Jukka	Sheet	3
Drawing	SAUNA, TERRACE BOARDS	Scale	1:25
Material	34x135	Date	04.12.2014
Drawer	K.K.	File	S4020-34_Jukka.dwg

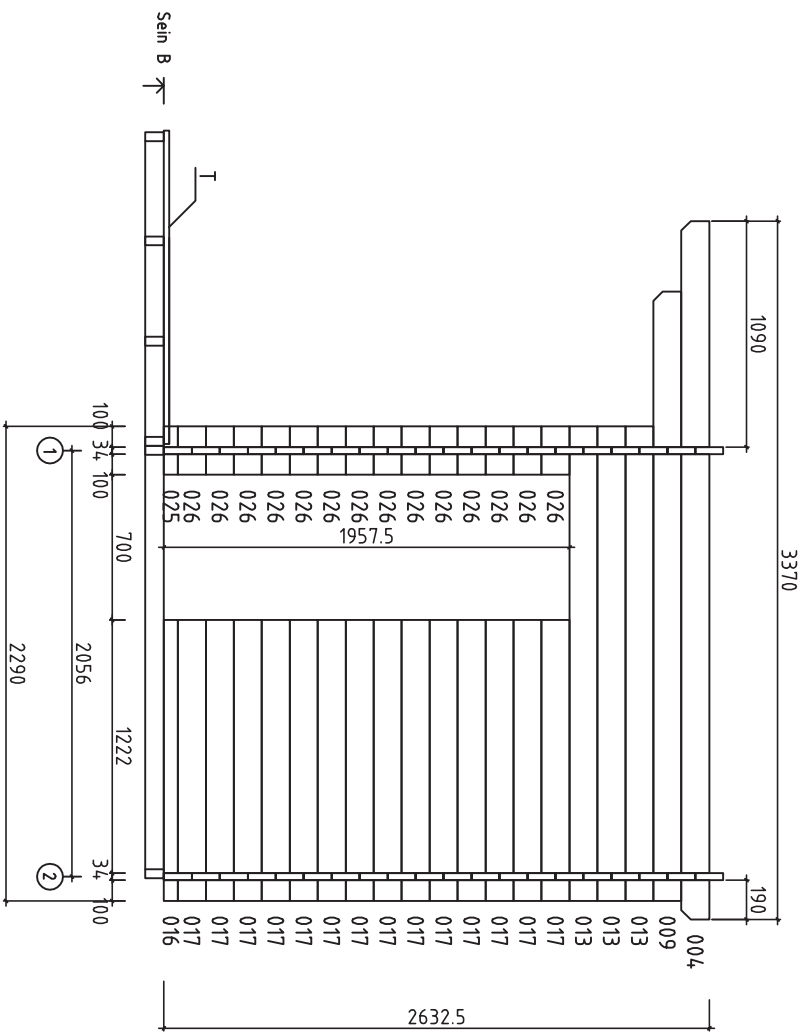


House	S4020-34 Jukka	Sheet	4
Drawing	Plan	Scale	1:25
Material	34x135	Date	04.12.2014
Drawer	K.K.	File	S4020-34 Jukka.dwg

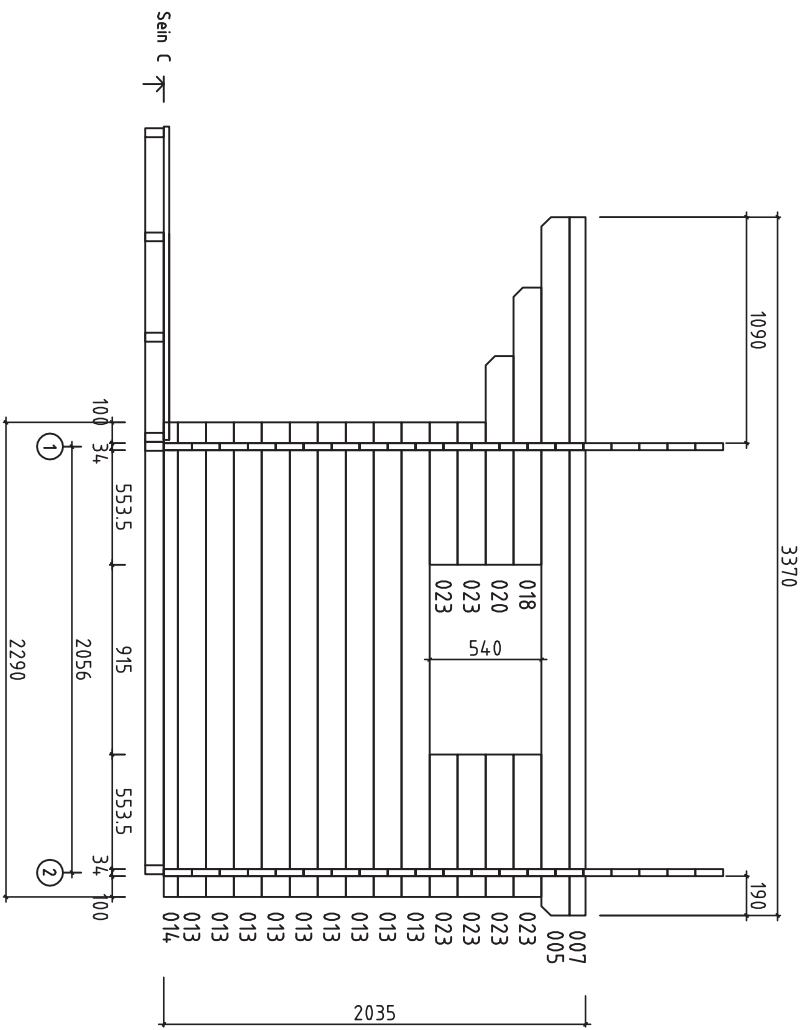
Date rev. Description



Date		rev.		Description	
House	S4.020-34 Jukka	Sheet	5		
Drawing	WALL A	Scale	1:25		
Material	34x135	Date	04.12.2014		
Drawer	K.K.	File	S4.020-34 Jukkadwg		



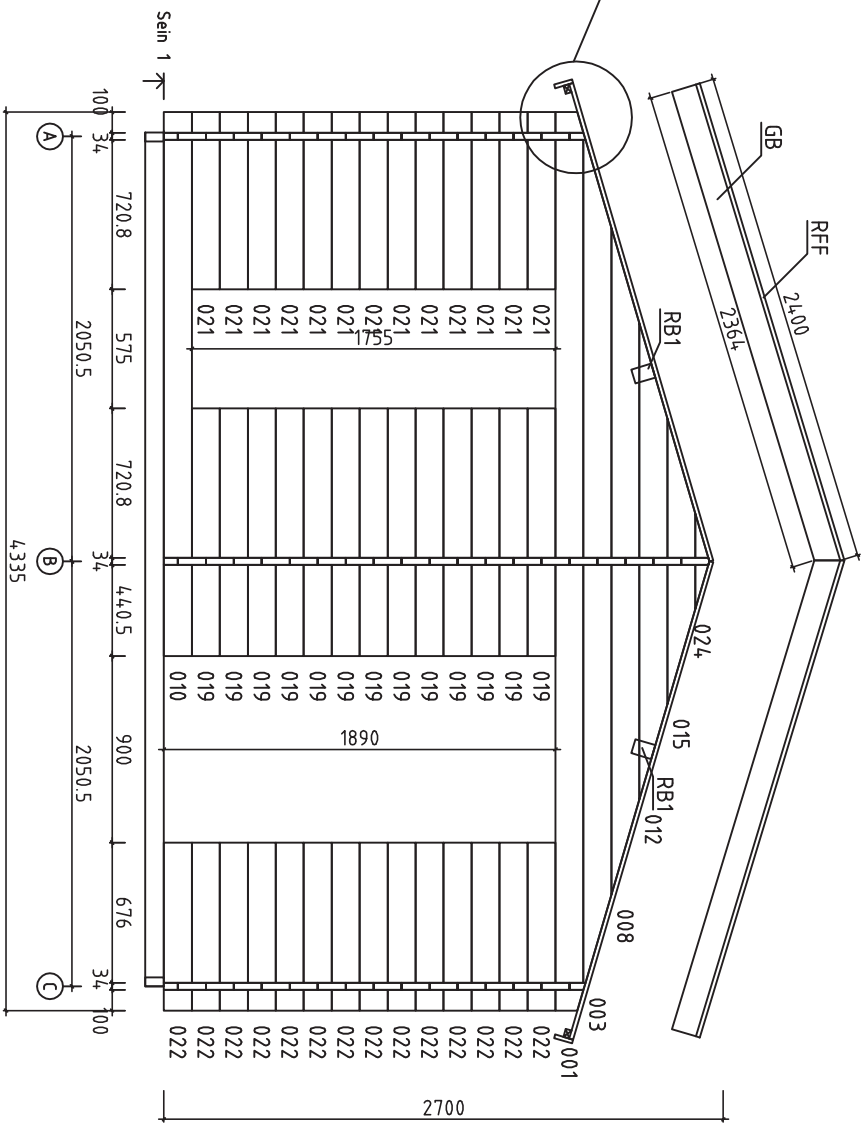
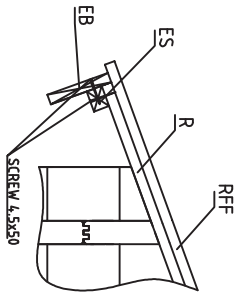
Date		rev.		Description	
House	S4020-34 Jukka	Sheet	6		
Drawing	WALL B	Scale	1:25		
Material	34x135	Date	04.12.2014		
Drawer	K.K.	File	S4020-34 Jukkardwg		



Date rev. Description

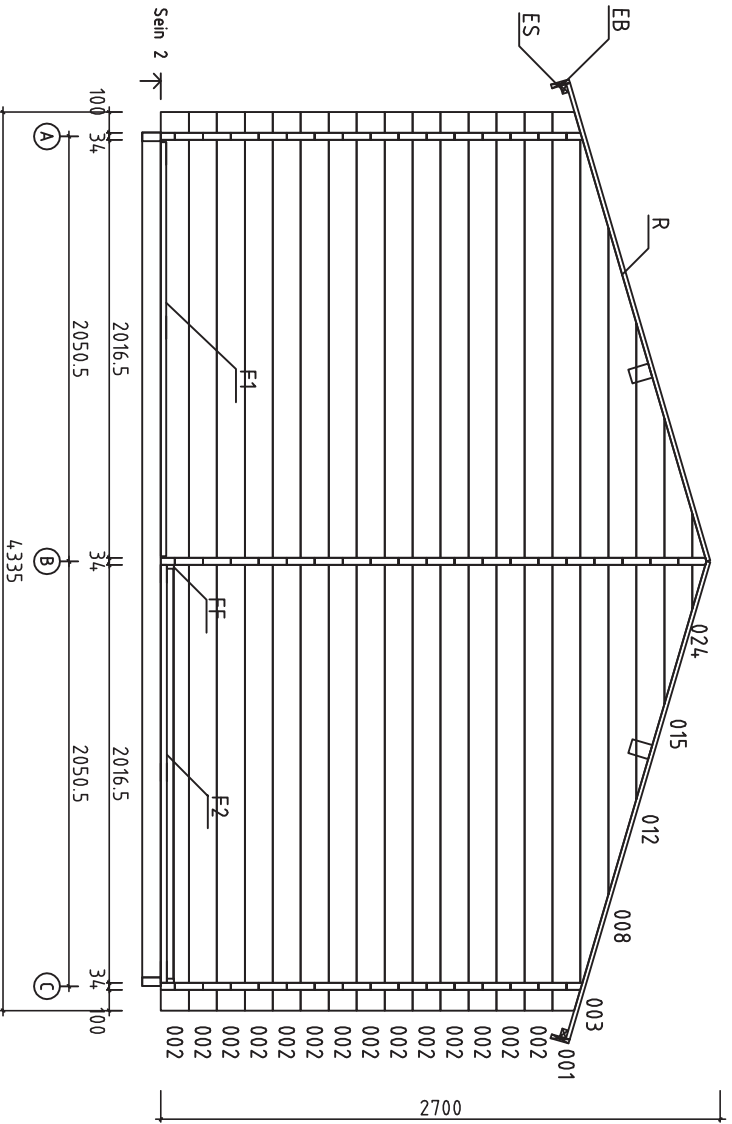


House	S4020-34 Jukka	Sheet	7
Drawing	WALL C	Scale	1:25
Material	34x135	Date	01.12.2014
Drawer	K.K.	File	S4020-34 Jukkardwg




House	S4020-34 Jukka	Sheet	8
Drawing	WALL 1	Scale	1:25
Material	34x135	Date	04.12.2014
Drawer	K.K.	File	S4020-34 Jukkardwg

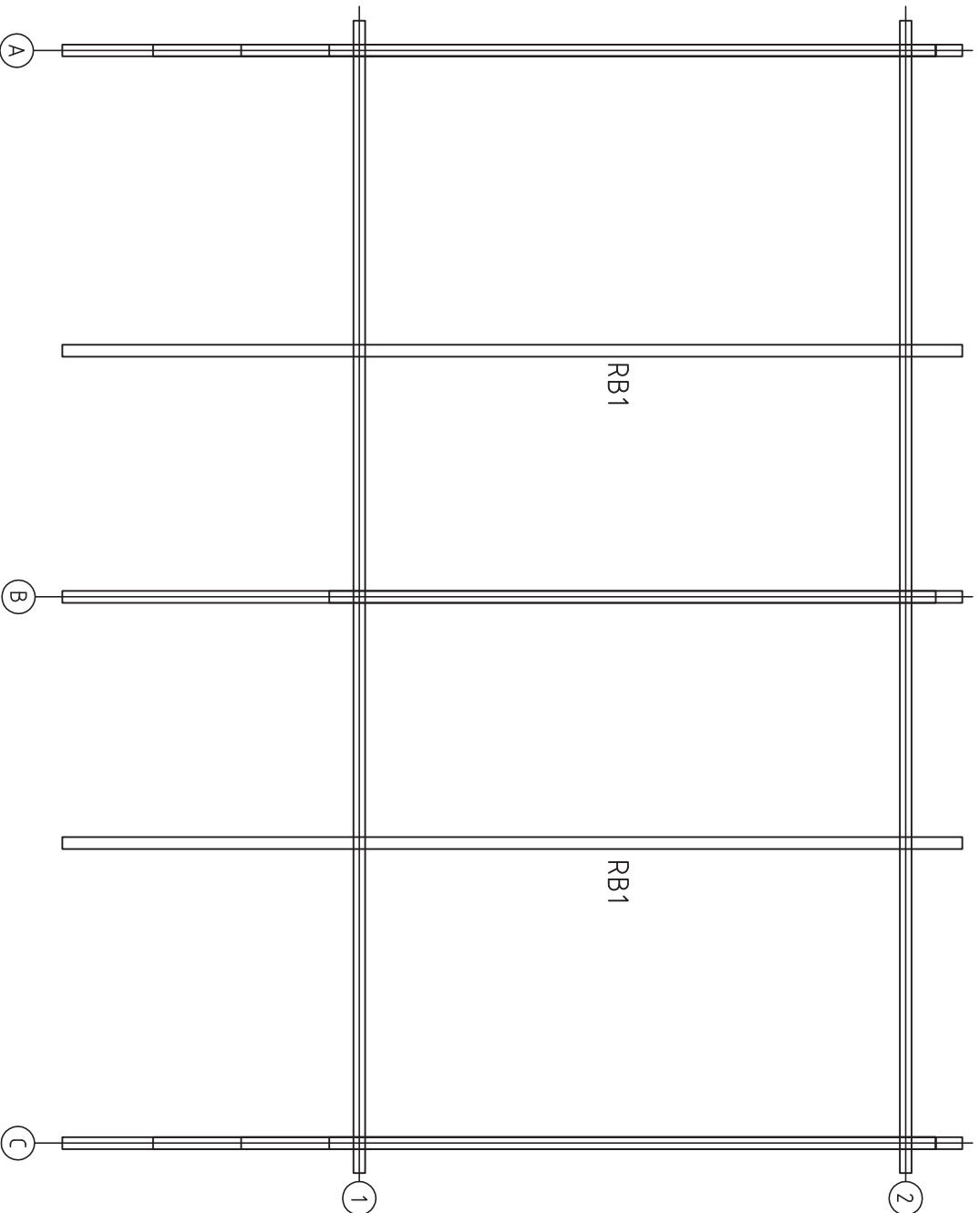
Date rev. Description




Date rev. Description











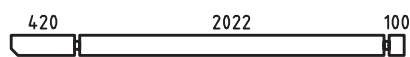

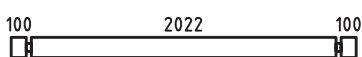
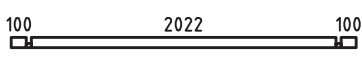

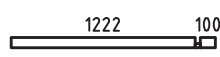

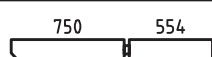
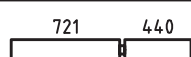
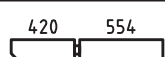
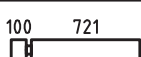






House	S4.020-34 Jukka	Sheet	9
Drawing	WALL 2	Scale	1:25
Material	34x135	Date	04.12.2014
Drawer	K.K.	File	S4.020-34 Jukkardwg




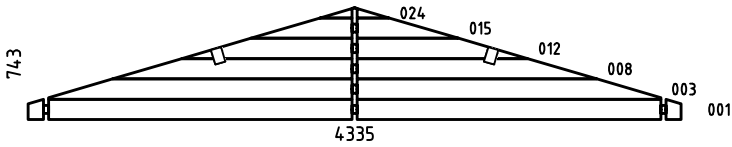
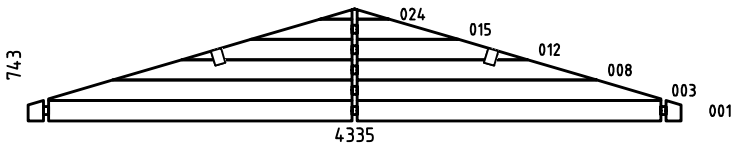





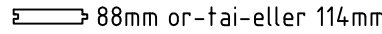

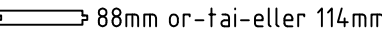













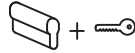





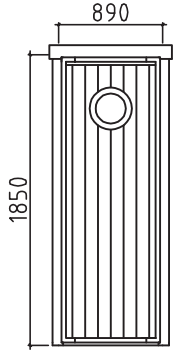


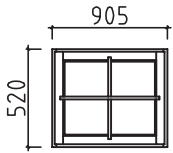
Date rev. Description

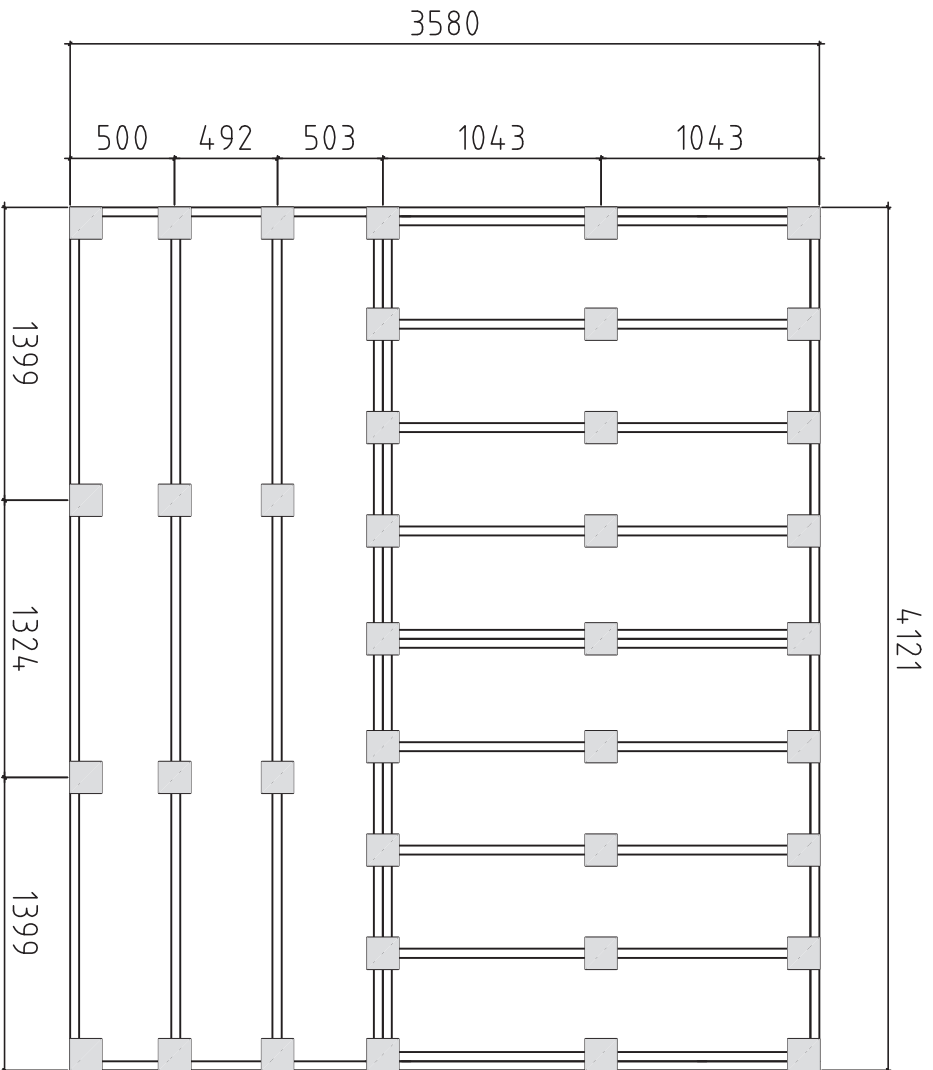
 Polhus		House	S4.020-34 Jukka	Sheet	10
Drawing	ROOFBEAMS		Scale	1:25	
Material	70x140		Date	01.12.2014	
Drawer	K.K.		File	S4.020-34 Jukka.dwg	

Pos	S4020-34 Jukka	St.	Profil (mm)	L (mm)
001		2	34x135	4335
002		14	34x135	4335
003		2	34x135	4067
004		1	34x135	3370
005		2	34x135	3370
006		1	34x77	3370
007		1	34x77	3370
008		2	34x135	3216
009		2	34x135	2940
010		1	34x135	2625
011		1	34x135	2610
012		2	34x135	2297
013		23	34x135	2290
014		2	34x68	2290
015		2	34x135	1378
016		1	34x68	1356
017		14	34x135	1356
018		1	34x135	1338
019		13	34x135	1195
020		1	34x135	1008
021		13	34x135	855
022		14	34x135	810
023		6	34x135	688
024		2	34x68	459
025		1	34x68	234



Pos	S4020-34 Jukka		St.	Profil (mm)	L (mm)
026			14	34x135	234
SB		SPARE BEAM/EXTRA PROFILE	1	44x135	4335
	ASSEMBLING BOARDS-ASENNUSLAUTA-SLAGBRÄDE 		2	44x135	300
W1-1			1	34x743	4335
W2-1			1	34x743	4335
FB3		FLOORBEAMS-LATTIAPALKIT-GOLVBJÄLKAR IMM	6	43x90	4035
FB1		FLOORBEAMS-LATTIAPALKIT-GOLVBJÄLKAR IMM	2	43x90	3580
FB2		FLOORBEAMS-LATTIAPALKIT-GOLVBJÄLKAR IMM	10	43x90	2000
RB1		ROOFBEAMS-KATTOPALKI-TAKASAR	2	70x140	3370
F1	FLOORBOARDS-LATTIALAUTA-GOLVBRÄDE 		16+2	120x28	2010
F2	FLOORBOARDS-LATTIALAUTA-GOLVBRÄDE 		23+1 18+1	88x19 114x19	2010
T	TERRACE BOARDS-TERASSILAUTA 		32+1	120x28	1515
R	ROOFBOARDS-KATTOLAUTA-TAKBRÄDE 		78+1 60+1	88x19 114x19	2400
FF	FLOOR FILLET-LATTIALISTA-GOLVLIST 			17x35	9.0
GB	GABLE BOARDS-KAAPELILAUTA-GAVELBRÄDA 		4	19x120	2400
EB	EAVE BOARD-RÄYSTÄSLAUTA-TAKFOTSBRÄDE 		2	19x90	3370
ES	EAVE SLAT-RÄYSTÄSLISTA-TAKFOTSLIST 		2	30x40	3370
RFF	ROOF FELT FILLET-KAAPELILAUDAN PEITELAUTA BRÄDE OVANPÅ GAVELBRÄDE 		4	19x70	2410
D	DECORATIVE - KORISTE - PRYDNADS 		2	19x100	200
	NAILS - NAULAT - SPIKAR 	FLOORBOARD - LATTIALAUTA - GOLVBRÄDE ROOFBOARD - KATTOLAUTAT - TAKBRÄDE	535	2,5x60	
	NAILS - NAULAT - SPIKAR 	FLOORBEAMS - LATTIAPALKIT - GOLVBJÄLKAR	40	5,0x100	
	SCREWS - RUUVIT - SKRUVAR 	ROOF FELT FILLET-KATON PÄÄTYLAUTA-BRÄDE OVANPÅ GAVELBRÄDE SKIRTING SLAT - LATTIALISTA - GOLVLIST	45	3,5x35	
	SCREWS - RUUVIT - SKRUVAR 	EAVE BOARD - RÄYSTÄSLAUTA - TAKFOTSBRÄDE EAVE SLAT - RÄYSTÄSLISTA - TAKFOTSLIST GABLE BOARD - KAAPELILAUTA - GAVELBRÄDA TERRACE BOARD - TERRASSILAUTA - TERASSBRÄDE	345	4,5x50	
	SCREWS - RUUVIT - SKRUVAR 	FIXING HALF BEAMS VAHVISTETTAVA PUOLIKKAAT PALKIT FÖR ATT FASTA HALVA VÄGGPROFILER	10	4,5x90	

Pos	S4020-34 Jukka	St.	Profil (mm)	L (mm)
	DOOR LOCK+KEYS-OVENLUKKO+AVAIN-DÖRRLÅS+NYCKLAR		1+1	
	DOOR KNOB/OVEN PAINIKE/DÖRR HANDTAG		1	
	DOOR HINGES-OVEN SARANAT-DÖRR GÅNGJÄRN		6	
	DOOR HANDLE-OVEN KAHVA-DÖRR HANDTAG		1	
	WINDOW CROSSES-IKKUNARISTIKKO-SPRÖJS		1	
	WINDOW HANDLE-IKKUNA KAHVA-FÖNSTER HANDTAG		1	
	 <p>Door 890x1850 (right) 1pc Ast ISO VA</p>	1	890	1850
	 <p>Door 690x1900 (right) 1pc AST SAUN 2L</p>	1	690	1900
	 <p>Window 565x1700 1pc AST ISO K KAR</p>	1	565	1700
	 <p>Window 905x520 (left) 1pc AST ISO KP</p>	1	520	905



Detta är ett förslag för hur man kan placera plintarna (100-200 mm i diamaten) för golvvägglaget. Golvväggarna är med i byggsatsen, men inte plintarna. Använder man exempelvis 500-600mm långa murblock så kan man halvera antalet punkter. Lägg fuktskyddande papp mellan betong och trä

Tämä on ehdotus siitä, miten (100-200 mm läpimittaiset) jalat voidaan sijoittaa alapohjaa varten. Lattiapaikit ovat rakennussarjassa, mutta jalat ei ole. Kun käytetään esimerkiksi 500-600 mm pitkiä harkkoja, voidaan pisteiden määrä puolittaa. Aseta betoniin ja puun väliin kosteudelta suojaava pähvi

A proposal for placing plinths (100-200 mm in diameter) for floor beams. Floor beams are provided in the kit but plinths are not included. For example, by using 500-600 mm long masonry units, one can reduce the number of points 50%. Place cardboard between the concrete and wood to protect from moisture

Date rev. Description

House S4020-34 Jukka


Sheet 14

Drawing Plan

Scale 1:35

Material

Date 04.03.2016



Drawer K.K.

File S4020-34 Jukka.dwg