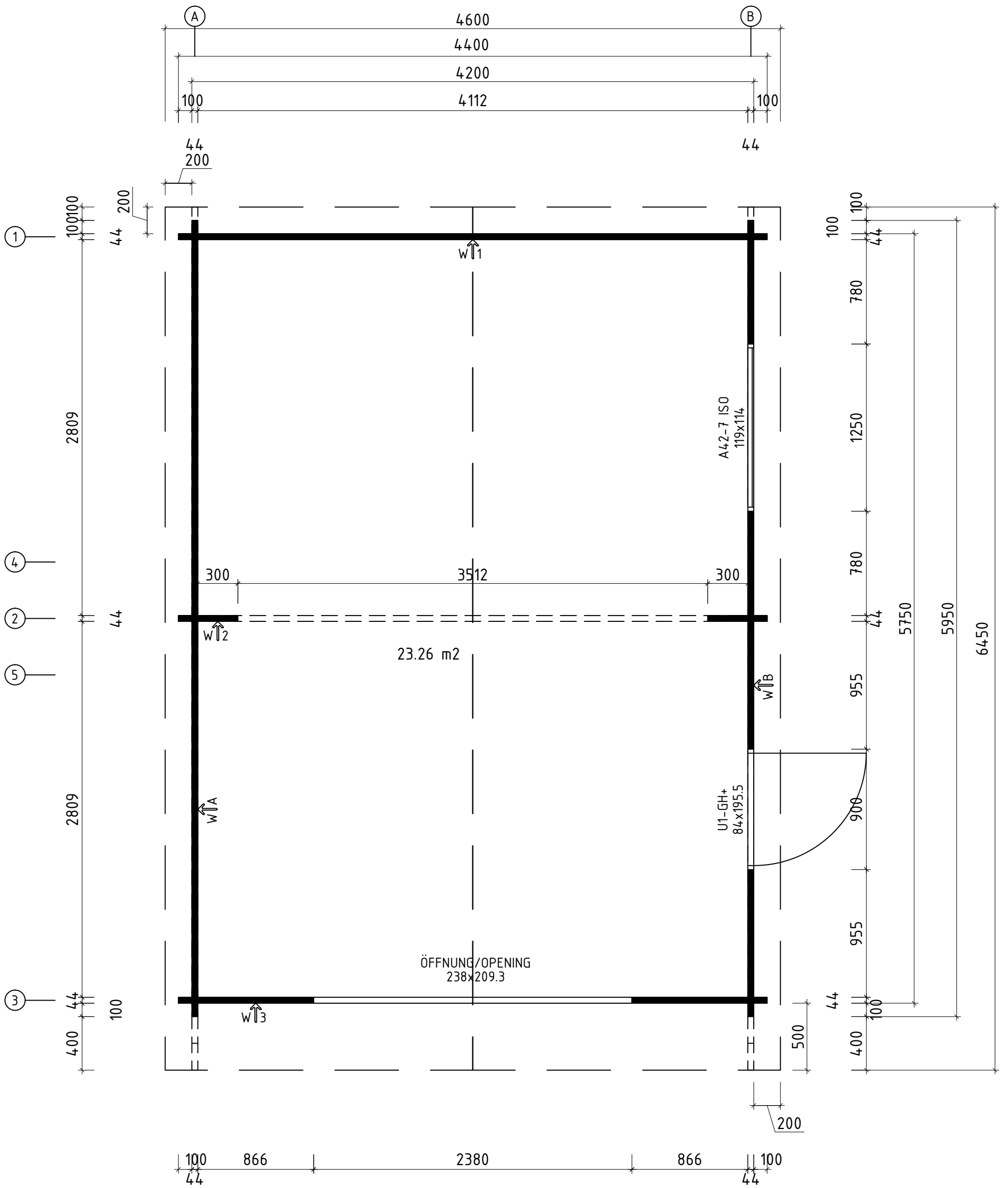
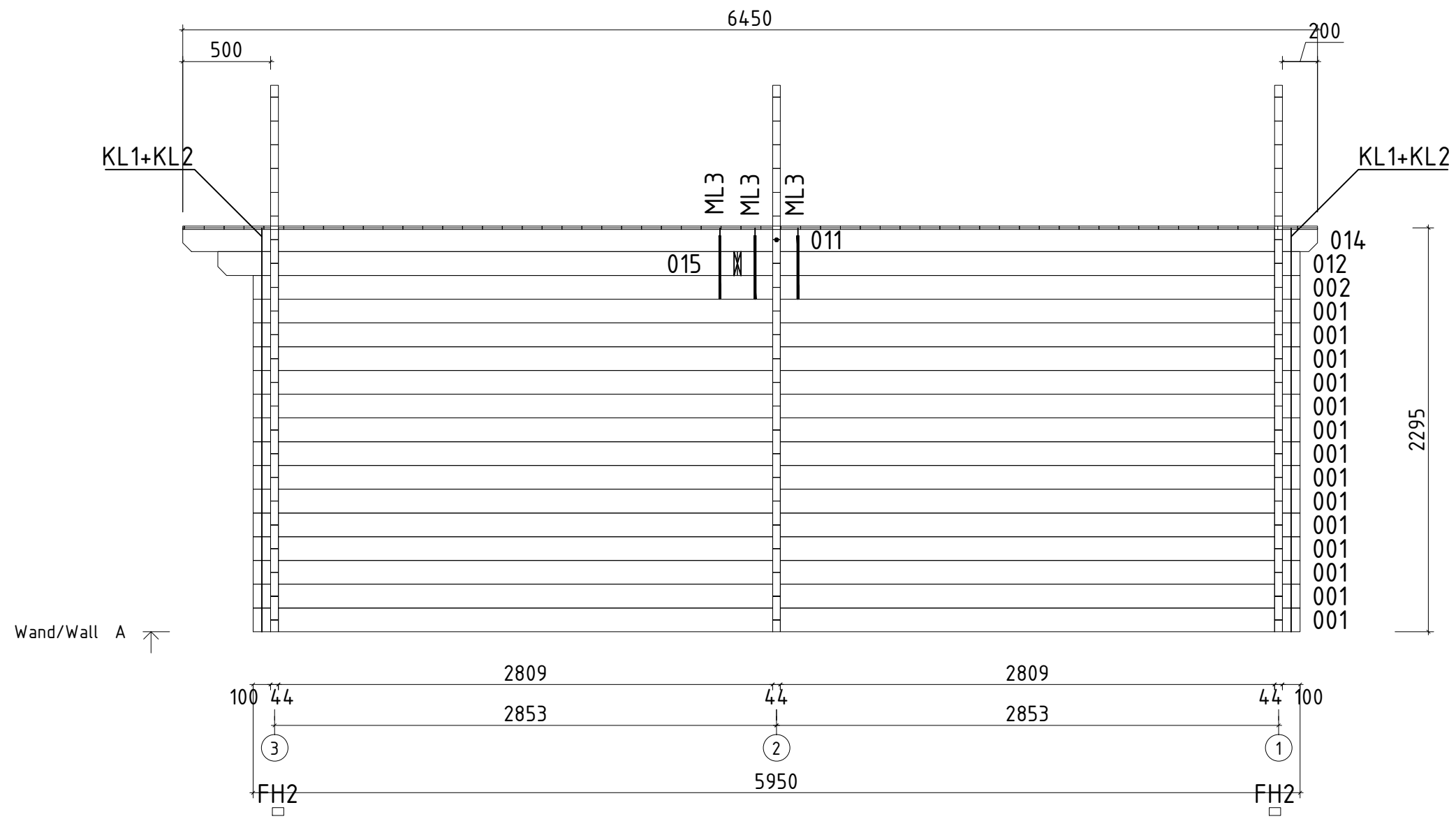


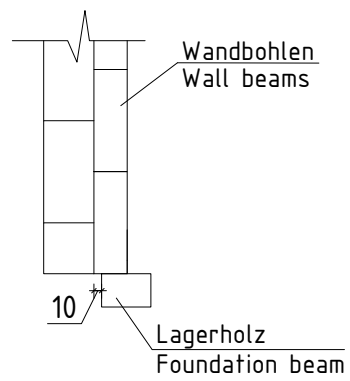
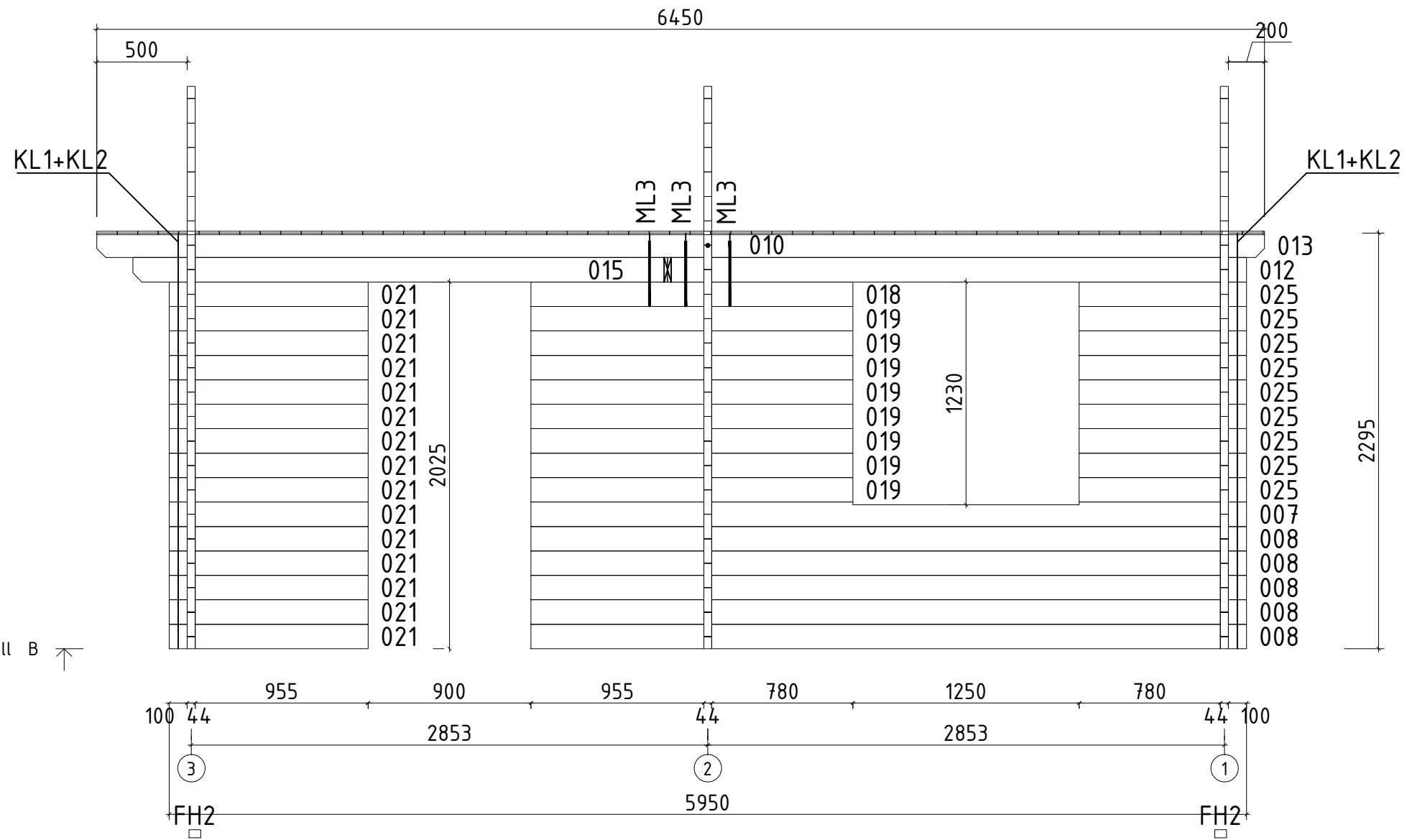
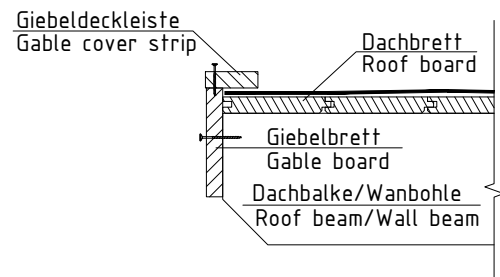
Name	P6044/44 Henry Garage 440x595+VD_44		
Zeichnung/Drawing	3D		
Profil/Profile	4.4x13.5	Datum/Date	10.04.2017



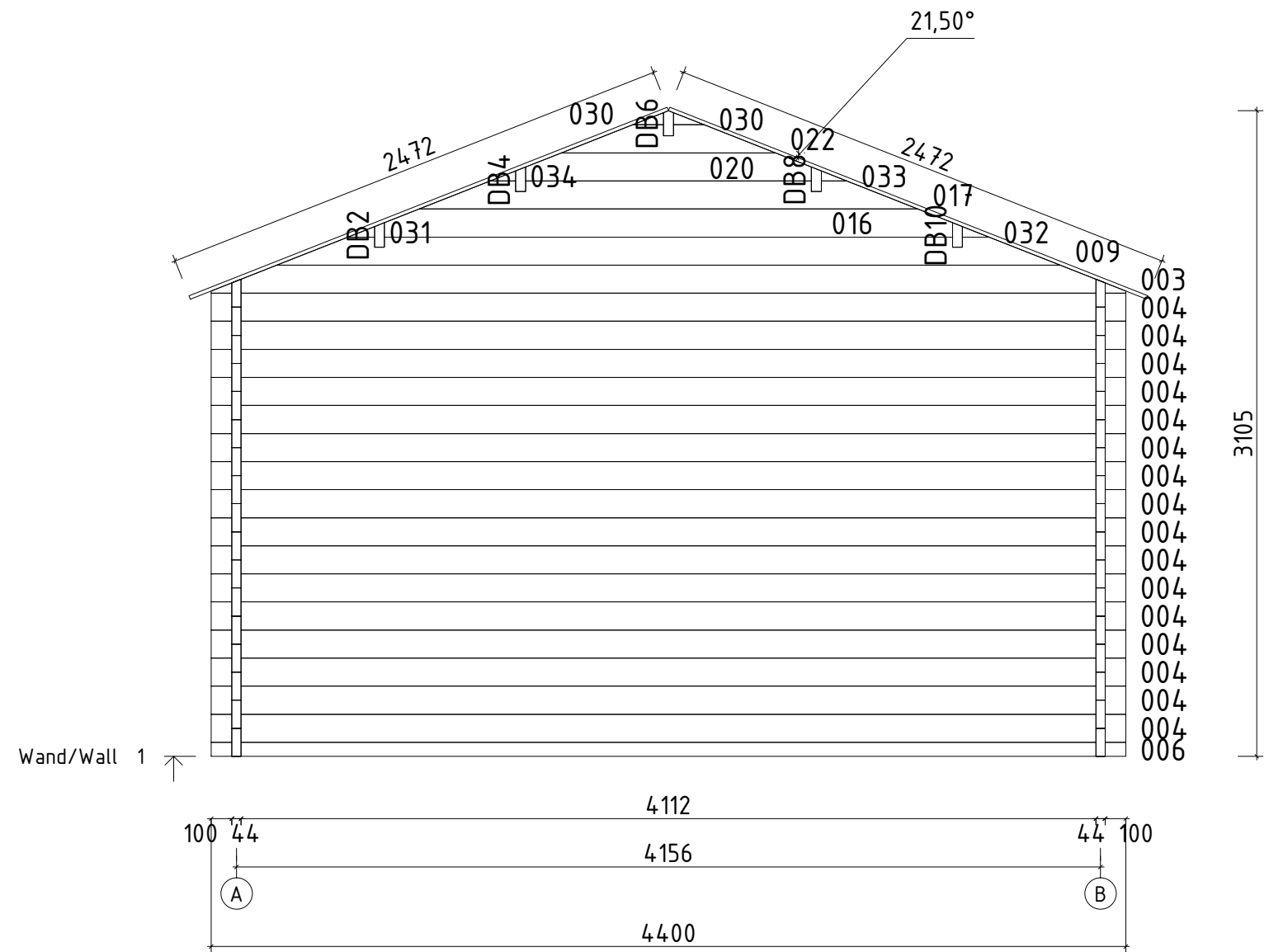
Name	P6044/44 Henry Garage 440x595+VD_44		
Zeichnung/Drawing	Grundplan_Plan		
Profil/Profile	4.4x13.5	Datum/Date	10.04.2017



Name	P6044/44 Henry Garage 440x595+VD_44		
Zeichnung/Drawing	WAND/WALL A		
Profil/Profile	4.4x13.5	Datum/Date	10.04.2017

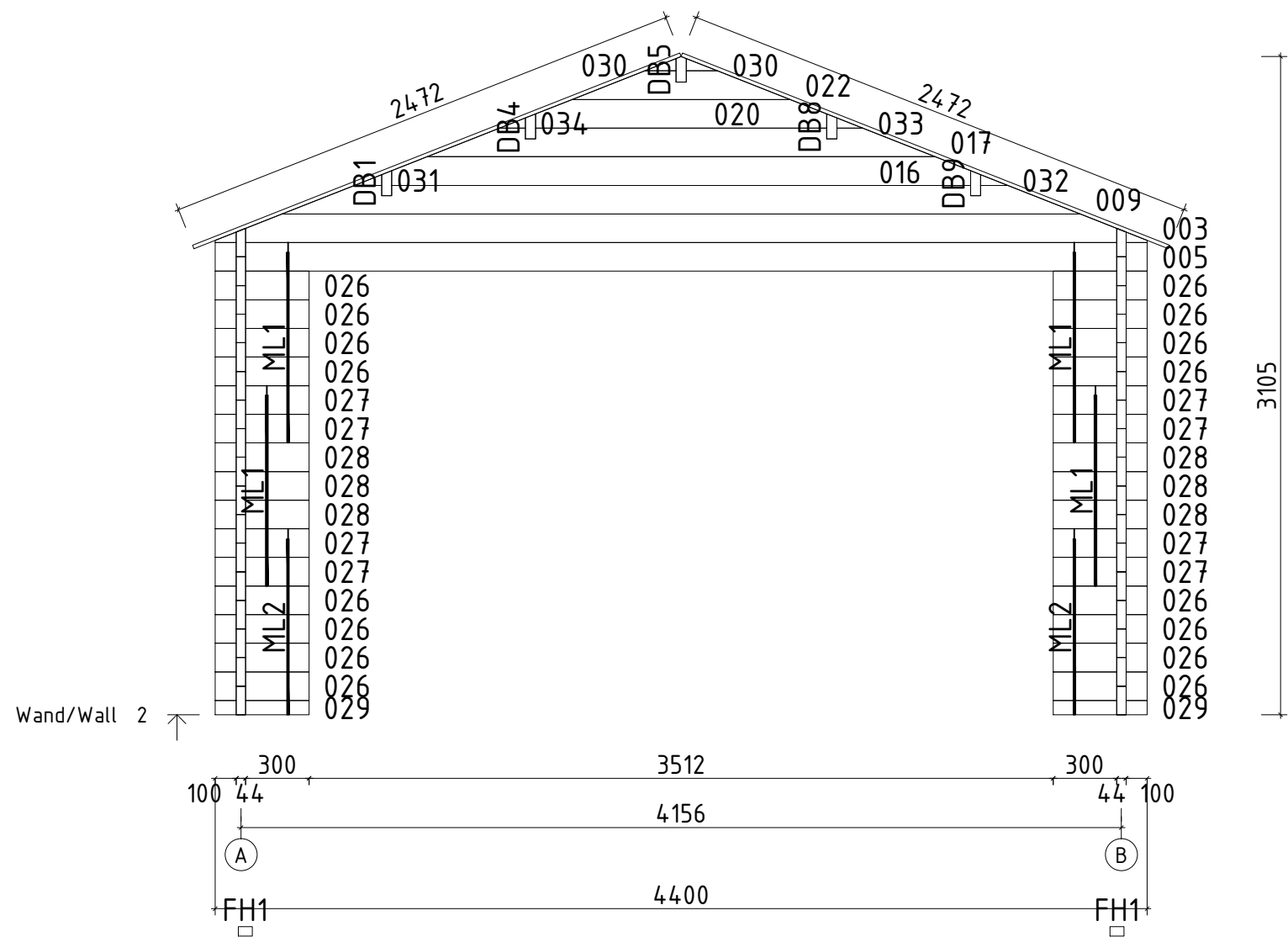



Name	P6044/44 Henry Garage 440x595+VD_44		
Zeichnung/Drawing	WAND/WALL B		
Profil/Profile	4.4x13.5	Datum/Date	10.04.2017

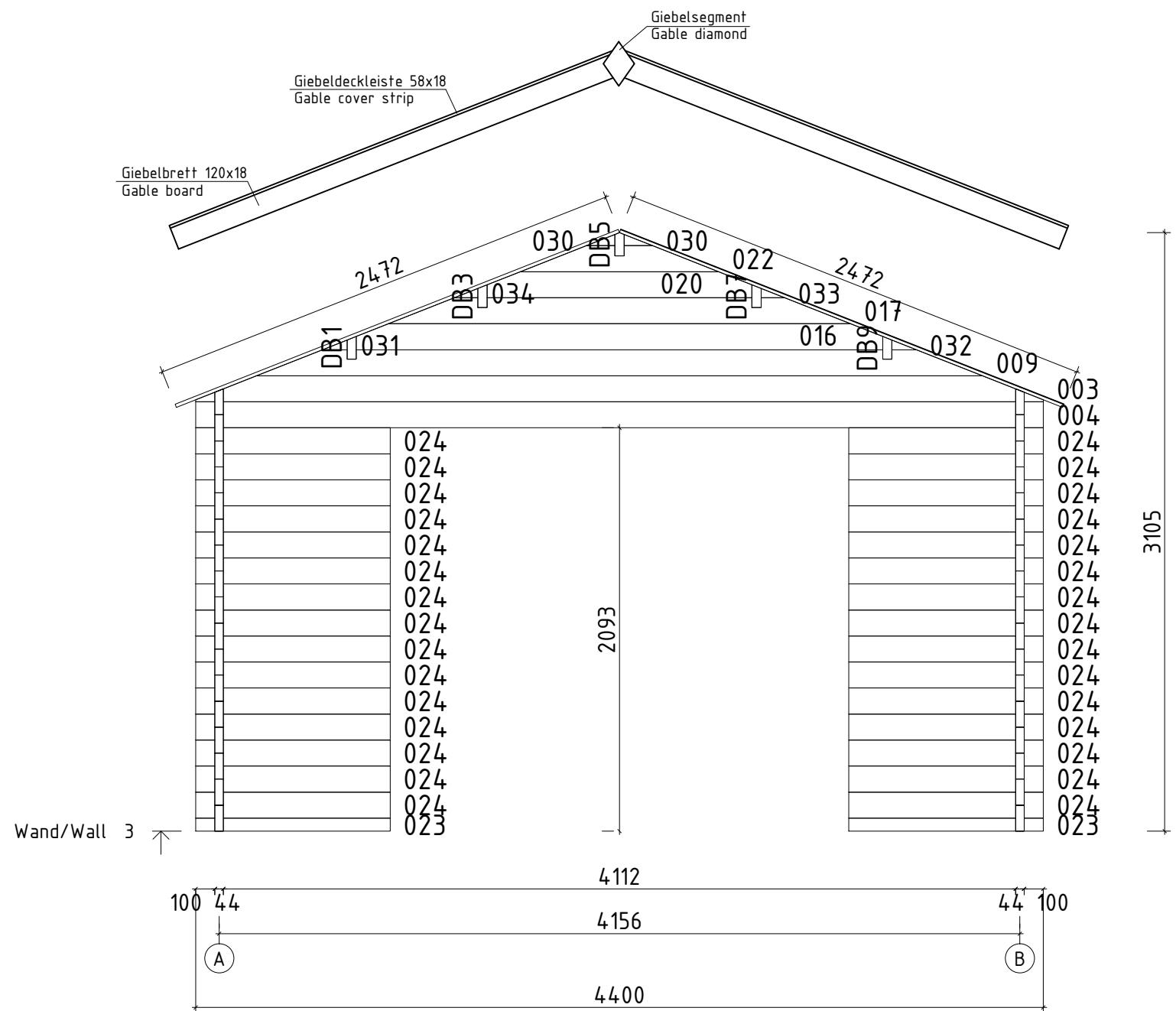


Wand/Wall 1

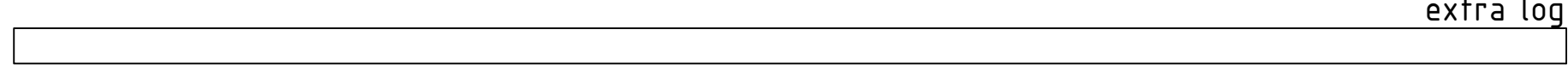
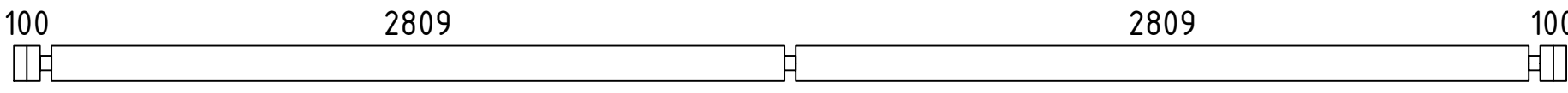
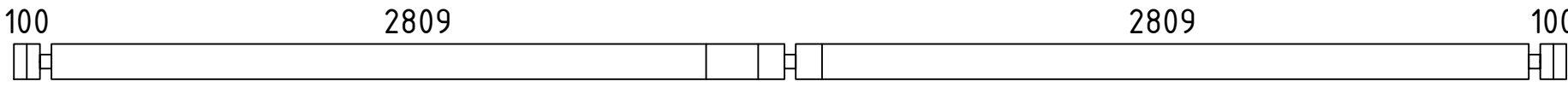
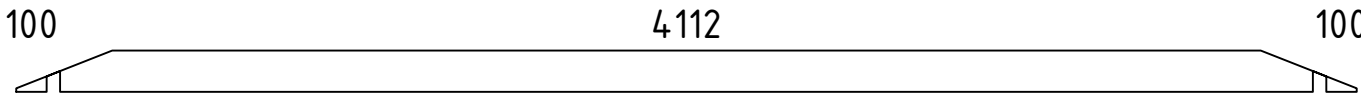
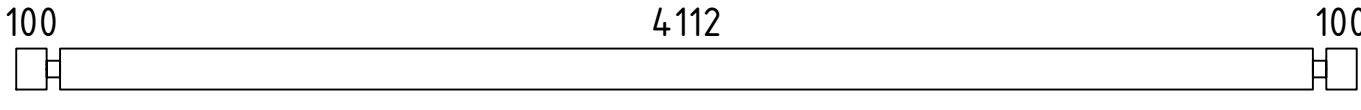
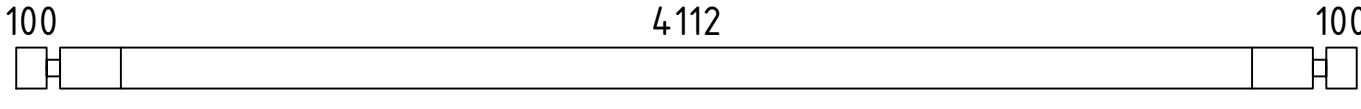
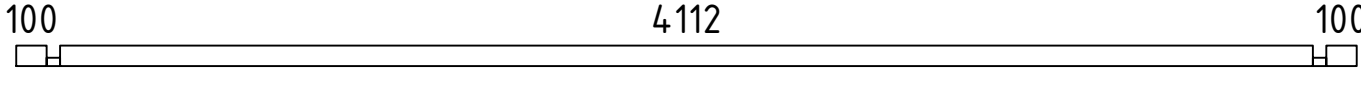
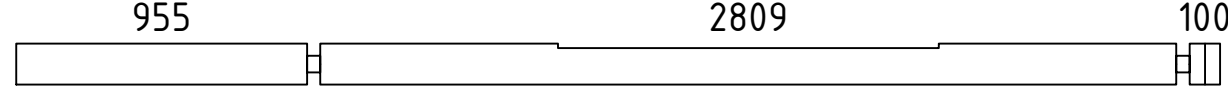

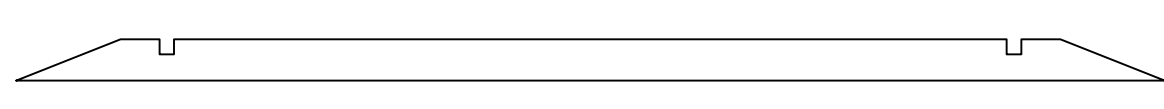








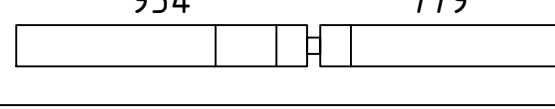
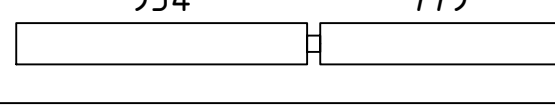


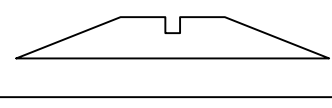



Name	P6044/44 Henry Garage 440x595+VD_44		
Zeichnung/Drawing	WAND/WALL 1		
Profil/Profile	4.4x13.5	Datum/Date	10.04.2017

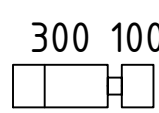
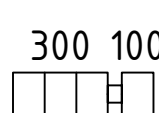
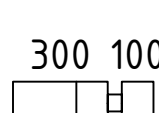
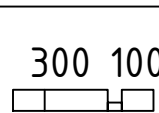






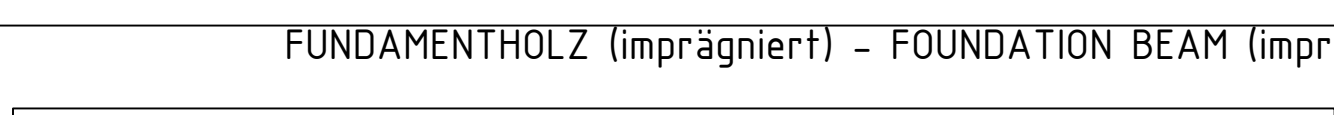

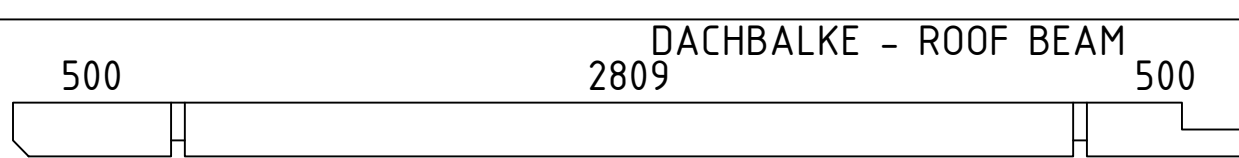
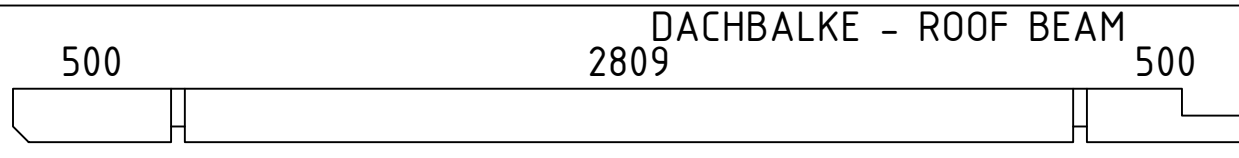
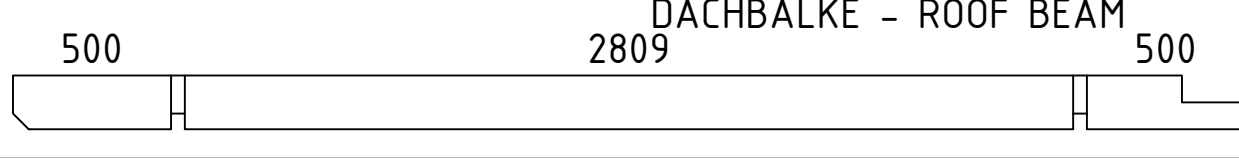
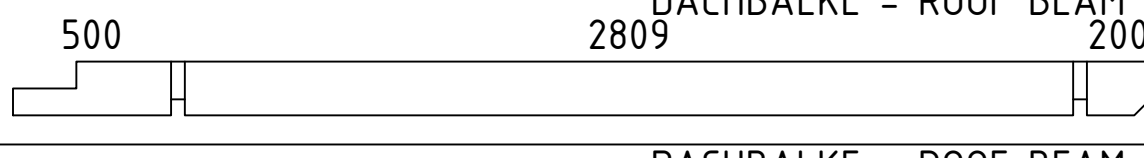
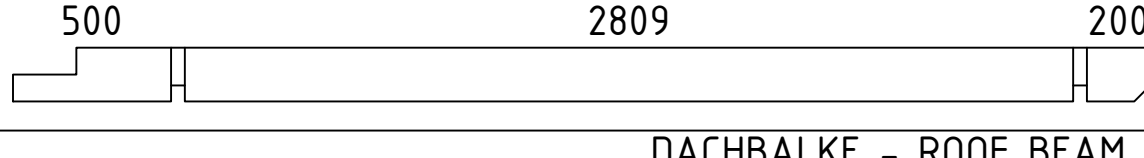



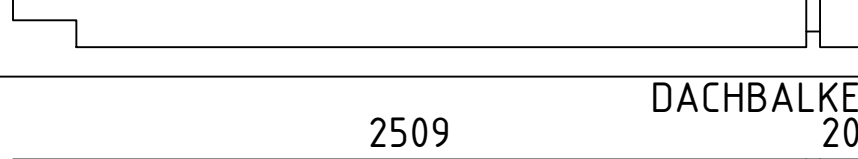

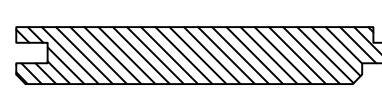
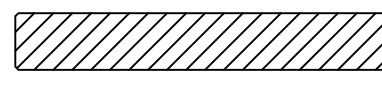





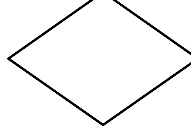

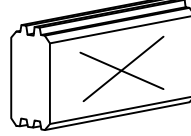


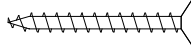
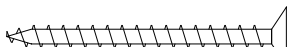

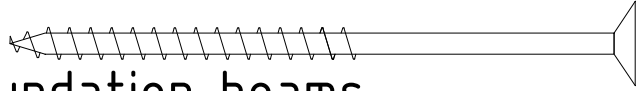



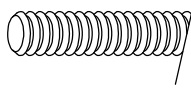

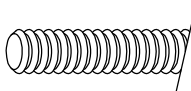
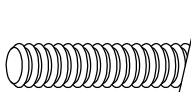

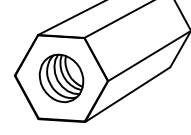
Name	P6044/44 Henry Garage 440x595+VD_44		
Zeichnung/Drawing	WAND/WALL 2		
Profil/Profile	4.4x13.5	Datum/Date	10.04.2017

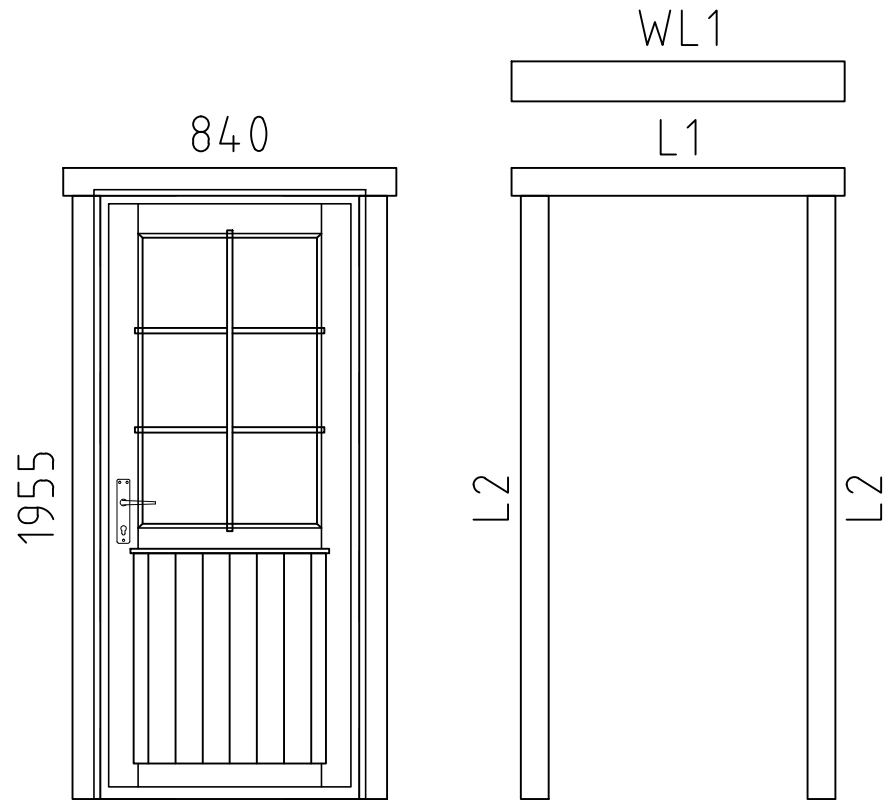
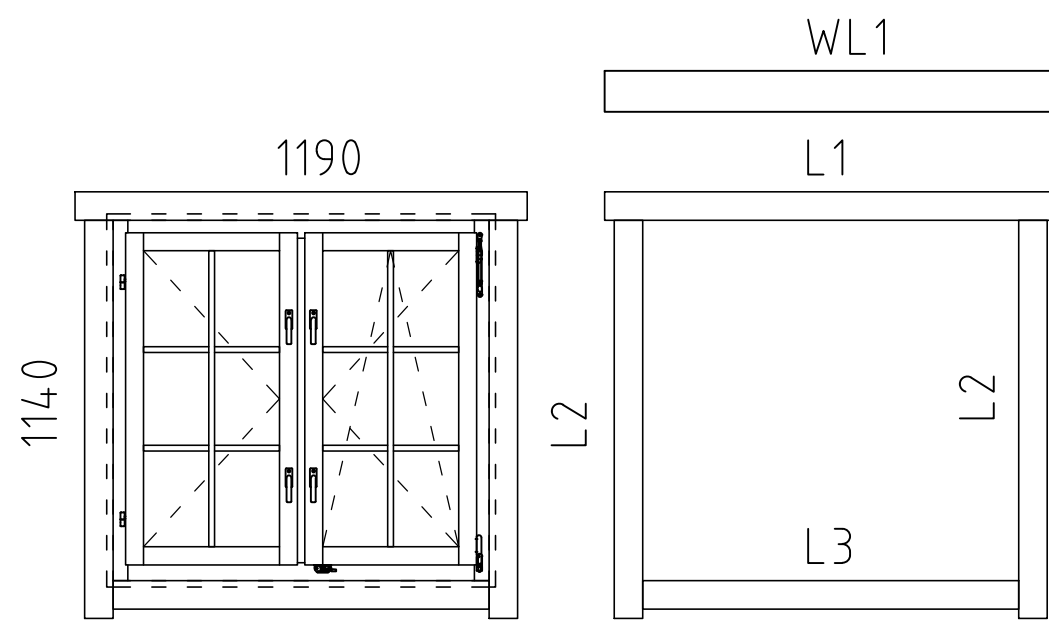


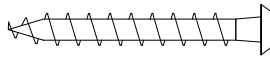


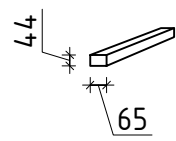
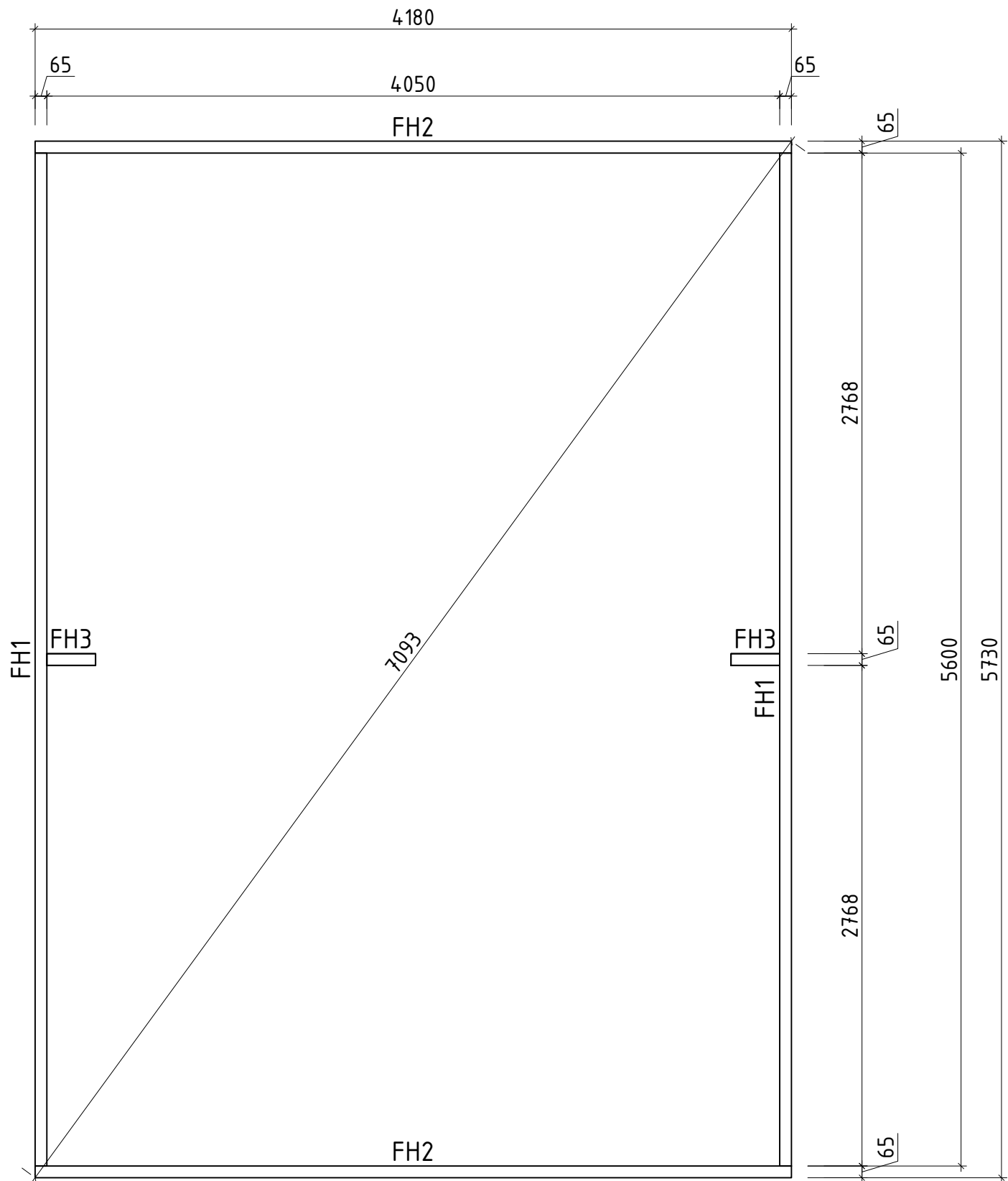
Name	P6044/44 Henry Garage 440x595+VD_44		
Zeichnung/Drawing	WAND/WALL 3		
Profil/Profile	4.4x13.5	Datum/Date	10.04.2017

Pos	Teileliste/Specification P6044/44 Henry Garage 440x595+VD_44	Stck. Pcs.	Profil Profile (mm)	Länge Length (mm)
000		1	44x135	5950
001		14	44x135	5950
002		1	44x135	5950
003		3	44x135	4400
004		17	44x135	4400
005		1	44x135	4400
006		1	44x68	4400
007		1	44x135	3952
008		5	44x135	3952
009		3	44x135	3769
010		1	44x135	3375
011		1	44x135	3375
012		2	44x135	3197
013		1	44x135	3075
014		1	44x135	3075
015		2	44x135	2953
016		3	44x135	2732
017		3	44x135	2399
018		1	44x135	1778
019		8	44x135	1778
020		3	44x135	1374
021		15	44x135	1099
022		3	44x135	1028
023		2	44x68	1010
024		30	44x135	1010
025		9	44x135	923

Pos	Teileliste/Specification P6044/44 Henry Garage 440x595+VD_44		Stck. Pcs.	Profil Profile (mm)	Länge Length (mm)
026			16	44x135	444
027			8	44x135	444
028			6	44x135	444
029			2	44x68	444
030			6	44x58	147
031			3	44x50	128
032			3	44x50	128
033			3	44x48	122
034			3	44x48	122
FH1	FUNDAMENTHOLZ (imprägniert) - FOUNDATION BEAM (impregnated) 		2	65x44	5600
FH2	FUNDAMENTHOLZ (imprägniert) - FOUNDATION BEAM (impregnated) 		2	65x44	4180
FH3	FUNDAMENTHOLZ (imprägniert) - FOUNDATION BEAM (impregnated) 		2	65x44	269
DB9		DACHBALKE - ROOF BEAM	1	58x170	3897
DB5		DACHBALKE - ROOF BEAM	1	58x170	3897
DB1		DACHBALKE - ROOF BEAM	1	58x170	3897
DB4		DACHBALKE - ROOF BEAM	1	58x170	3597
DB8		DACHBALKE - ROOF BEAM	1	58x170	3597
DB3		DACHBALKE - ROOF BEAM	1	58x170	3053
DB7		DACHBALKE - ROOF BEAM	1	58x170	3053
DB2		DACHBALKE - ROOF BEAM	1	58x170	2753
DB6		DACHBALKE - ROOF BEAM	1	58x170	2753
DB10		DACHBALKE - ROOF BEAM	1	58x170	2753
	DACHBRETTER - ROOF BOARDS 		116+1	113x18	2470
G1-1	GIEBELBRETTER - GABLE BOARDS 120X18  21.5°		4	120x18	2550
G5-1	GIEBELDECKLEISTE - GABLE COVER STRIPS 58X18 		4	58x18	2550
Kood	P6044/44 Henry Garage 440x595+VD_44		File	Leht 2/4	

Pos	Teileliste/Specification P6044/44 Henry Garage 440x595+VD_44		Stck. Pcs.	Profil Profile (mm)	Länge Length (mm)
T2-1	TRAUFENBRETTER - EAVES BOARDS 90X18		4	90x18	3225
T4-1	TRAUFENLEISTE - EAVES STRIPS 40x18	 ✓		40x18	13.0 lfm/rm
GS	GIEBELSEGMENT - GABLE DIAMOND		2		
HK2	HOLZ-KLOTZEN für verbinden der Wandbohlen - Wooden wedge for connecting the wall parts (122mm)		2		
SH	SCHLAGHÖLZER - MOUNTING PIECES		3		
VS	VERBINDUNGSSTREIFEN für verbinden der Wandbohlen - Connecting strip for connecting the wall parts		2		
NG1	NÄGEL - NAILS 2.5x50 Dachbretter - Roof boards		928		
SR01	SCHRAUBEN - SCREWS 3.0x30 Traufenleiste - Eaves strips 40x18		28		
SR03	SCHRAUBEN - SCREWS 3.5x45 Giebelbretter - Gable boards Giebeldeckleiste - Gable cover strips Giebelsegment - Gable diamond Traufenbretter - Eaves boards 90x18 Türleisten - Door/Window strips Verbindungsleisten - Connecting strips		126		
SR05	SCHRAUBEN - SCREWS 4.0x60 Wasserleisten - Rain strips		6		
SR11	SCHRAUBEN - SCREWS 5.0x100 Fundamenthölzer - Foundation beams		24		
ML1	Metallstange - Metal bar		4	D10	900
ML2	Metallstange - Metal bar		2	D10	830
ML3	Metallstange - Metal bar		6	D10	360
KL-1	Gewindestange - Threaded Rod M12 DACHBALKE - ROOF BEAM		10		170
	Mutter - nut M12 U-Scheibe - washer Ø30 DACHBALKE - ROOF BEAM		20		
KL1	Gewindestange - Threaded Rod M8		4		2000
KL2	Gewindestange - Threaded Rod M8		4		325
	Mutter - nut M8 U-Scheibe - washer Ø25		8		
	Befestigungsmutter - fixing nut M8		4		
Kood	P6044/44 Henry Garage 440x595+VD_44		File	Leht 3/4	

Pos	Teileliste/Specification P6044/44 Henry Garage 440x595+VD_44	Stck. Pcs.	Profil Profile (mm)	Länge Length (mm)
	<p>TÜR/DOOR 840x1955</p>  <p>U1-GH+</p> <p>L1 18x90 L=1080mm 2 Stck./Pcs. L2 18x90 L=1955mm 4 Stck./Pcs. ✓ WL1 36x129 L=1080mm 1 Stck./Pcs.</p> <p>DIN rechts / Right handed</p>	1	U1-GH+	
	<p>FENSTER/WINDOW 1190x1140</p>  <p>U1-GH+</p> <p>L1 18x90 L=1430mm 2 Stck./Pcs. L2 18x90 L=1260mm 4 Stck./Pcs. L3 18x90 L=1190mm 2 Stck./Pcs. ✓ WL1 36x129 L=1430mm 1 Stck./Pcs.</p>	1	A42-7 ISO	
	<p><u>NUR FÜR SCHWINGTOR - ONLY WITH UP AND OVER GARAGE DOOR</u></p>			
TB1	<p>TRÄGEBALKEN - SUPPORT BEAM</p> 	✓	44x145	4100
PS02	<p>PFETTENSCHUH - JOIST HANGER 45x97</p> 		2	
SR08	<p>SCHRAUBEN - SCREWS 5.0x42</p> 		24	
	<p>✓ - Bitte selber anpassen (falls nötig)! / Cut into length on site (if needed)!</p>			
Kood	P6044/44 Henry Garage 440x595+VD_44	File	Leht 4/4	



Name	P6044/44 Henry Garage 440x595+VD_44		
Zeichnung/Drawing	Lagerholzplan_Foundation beams		
Profil/Profile	4.4x13.5	Datum/Date	10.04.2017