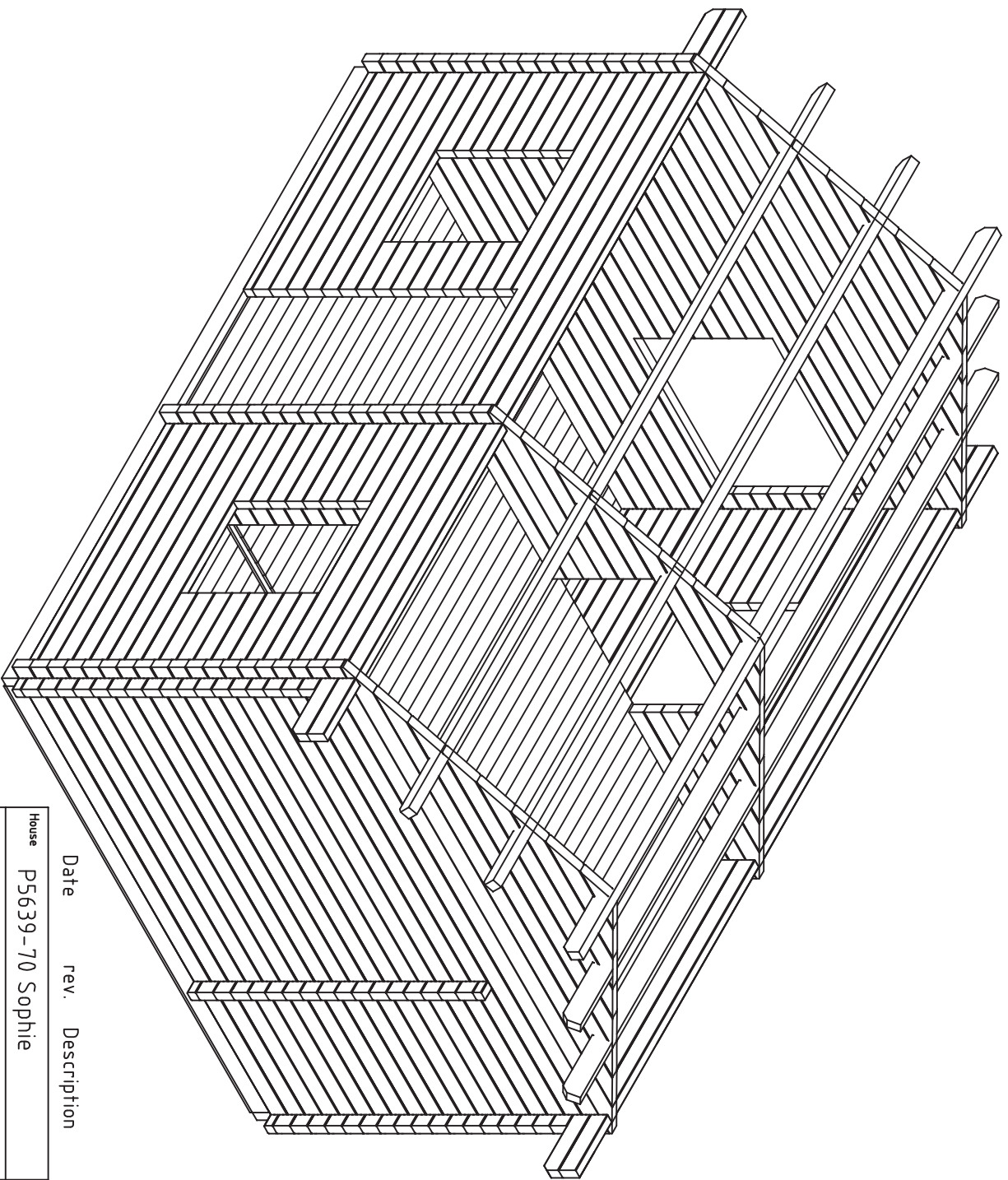


Date rev. Description

V 1.0

House	P5639-70 Sophie	Sheet	1
Drawing	3D	Scale	
Material	70x135	Date	10.10.2017
Drawer	K.K.	File	P5639-70 Sophie 3D.dwg



Date rev. Description

V 1.0

House P5639-70 Sophie

Sheet 1a

Drawing 3D

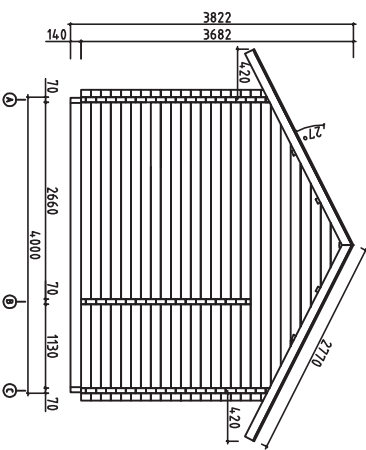
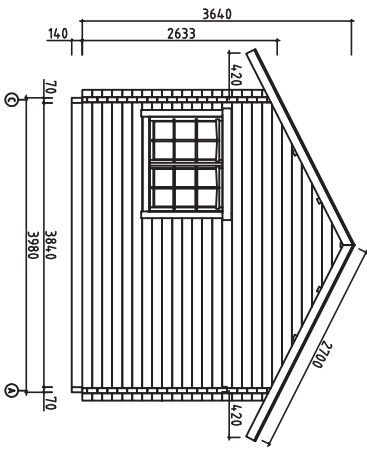
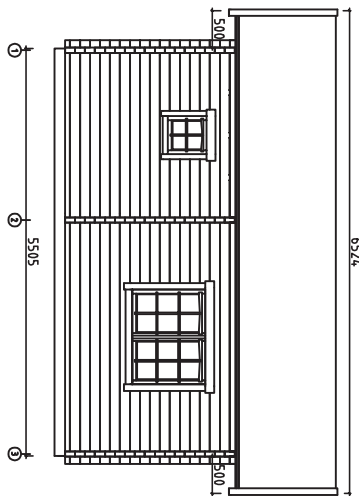
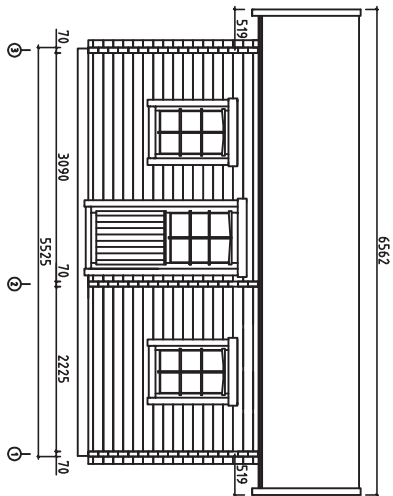
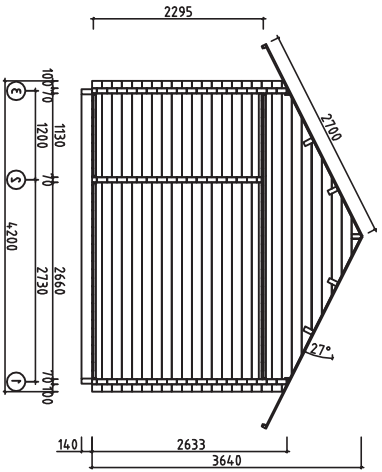
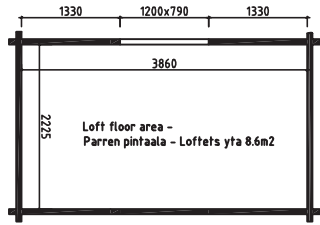
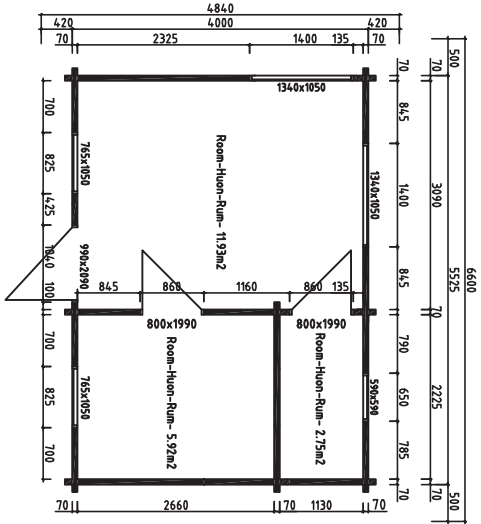
Scale

Material 70x135

Date 10.10.2017

Drawer K.K.

File P5639-70 Sophie 3D.dwg


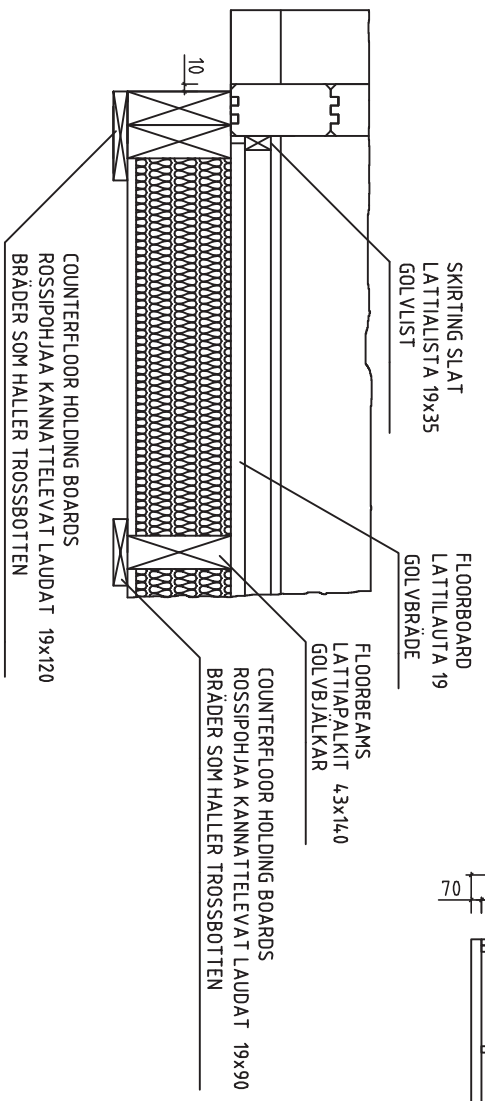
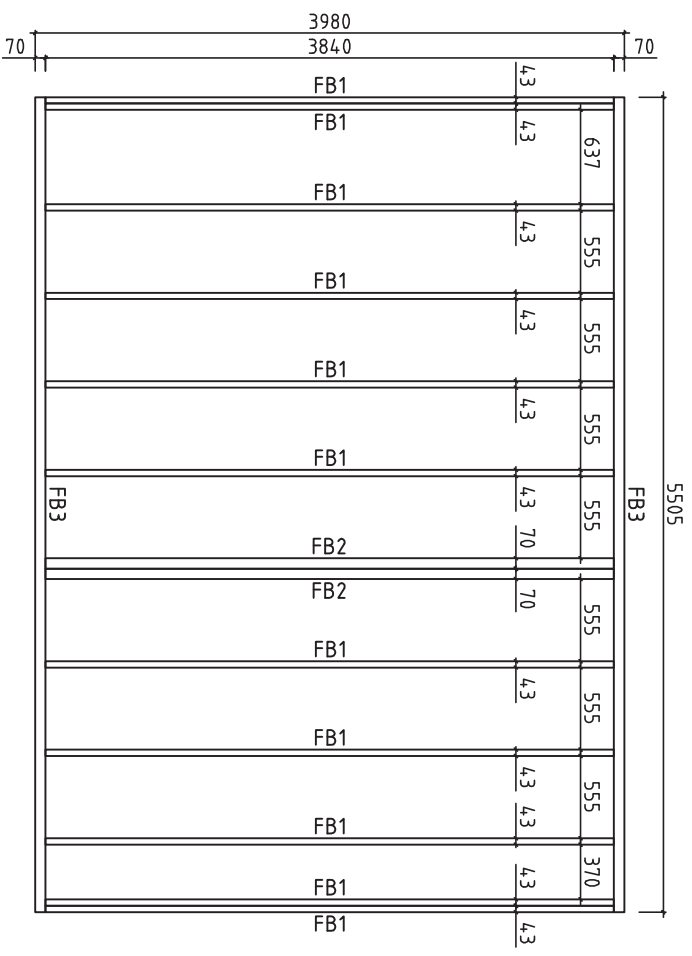
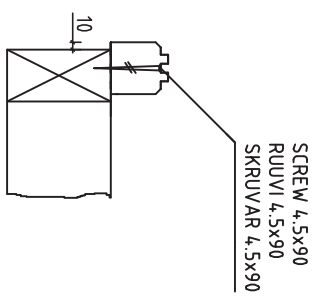


Roof Pmax=205kg/m2  
V 1.0


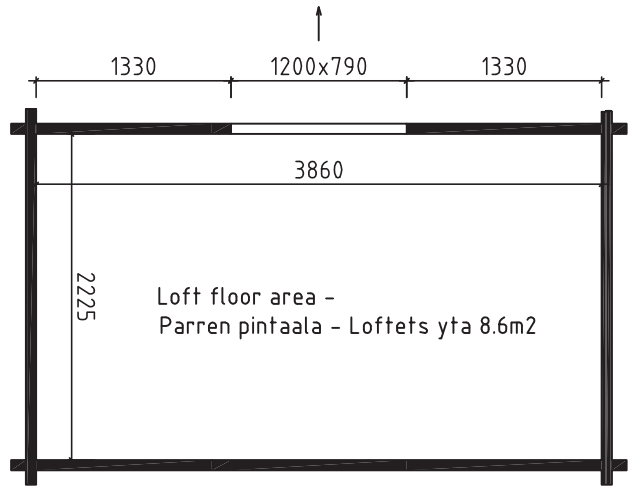
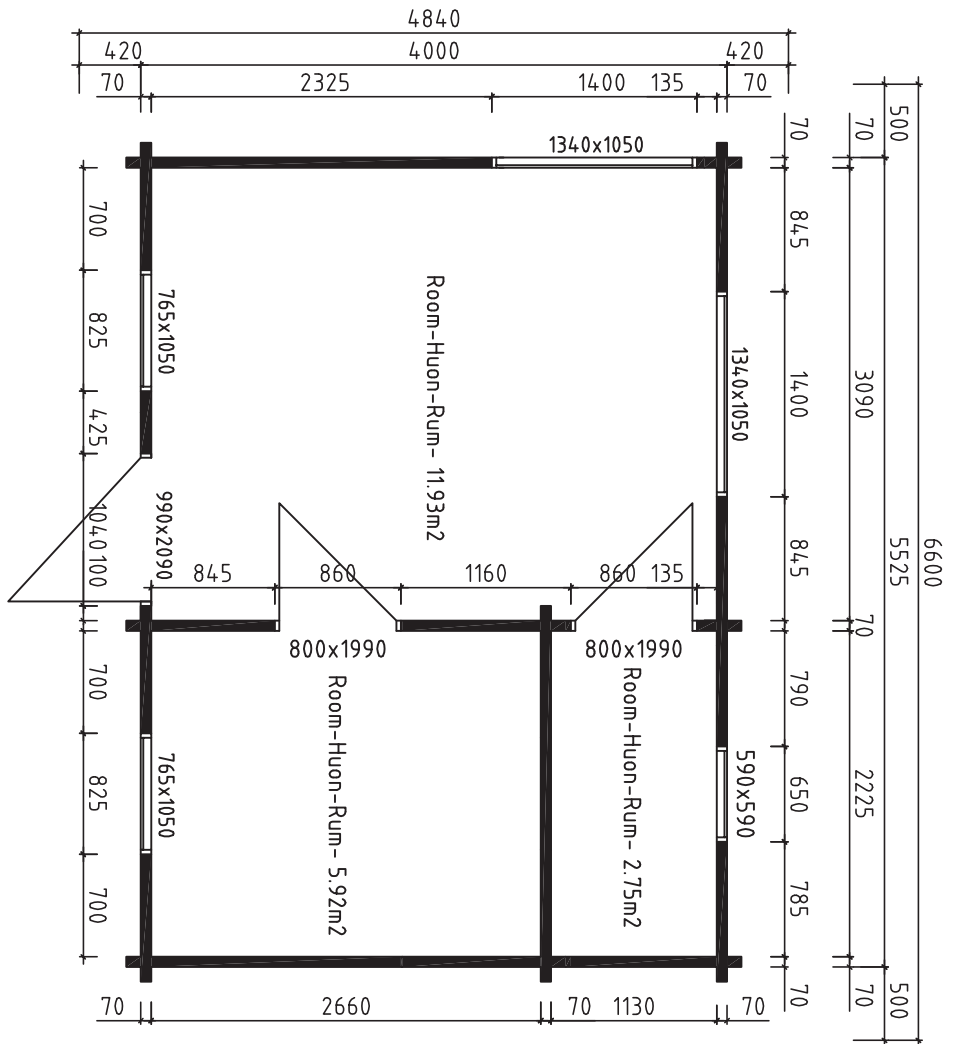


Kood	P5639-70 Sophie	Leht	1
Jooks	Views-kuvat-sedd	Hooikava	1:100
Mõõpild	70x135	Kuup	13.10.2017
Joonestus	K.K.	File	P5639-70 Sophie Views.dwg

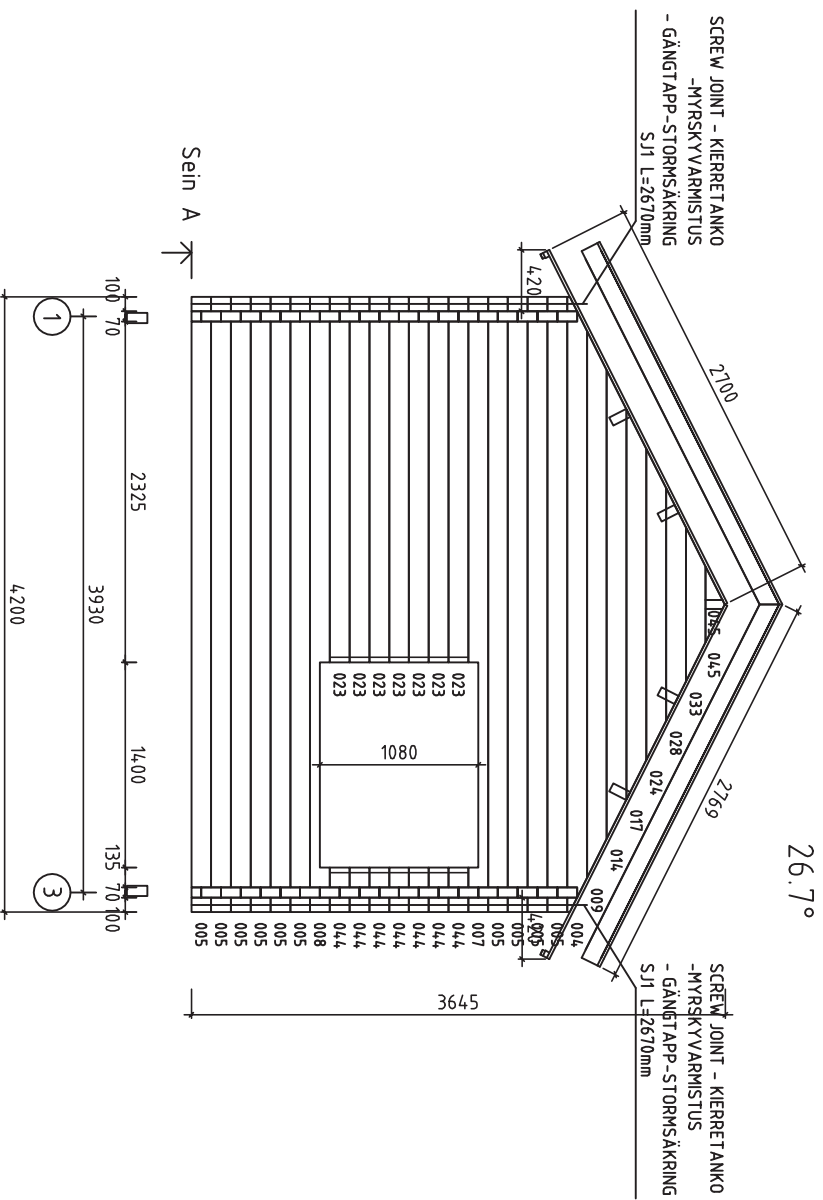
NB!!! PLACE FIRST WALLBEAM ROUND OVER THE FLOORBEAMS FRAME 10mm  
 NB!!! FIX THE HALF BEAMS INTO FLOORBEAMS WITH SCREWS 4.5x90



Kood	P5639-70 Sophie	Leht	2
Joonis	Floorbeams-Lattipalkit-GolVbjälkar	Mooste	1:35
Materjal	70x14,0,4,3x14,0	Kaup.	13.10.2017
Joonestaja	K.Kahju	File	P5639-70 Sophie Floorbeams.dwg




House	P5639-70 Sophie	Sheet	3
Drawing	Groundplan-Pohjapiirros-Plan	Scale	1:50
Material	70x135	Date	10.10.2017
Drawer	K.K.	File	P5639-70 Sophie.dwg


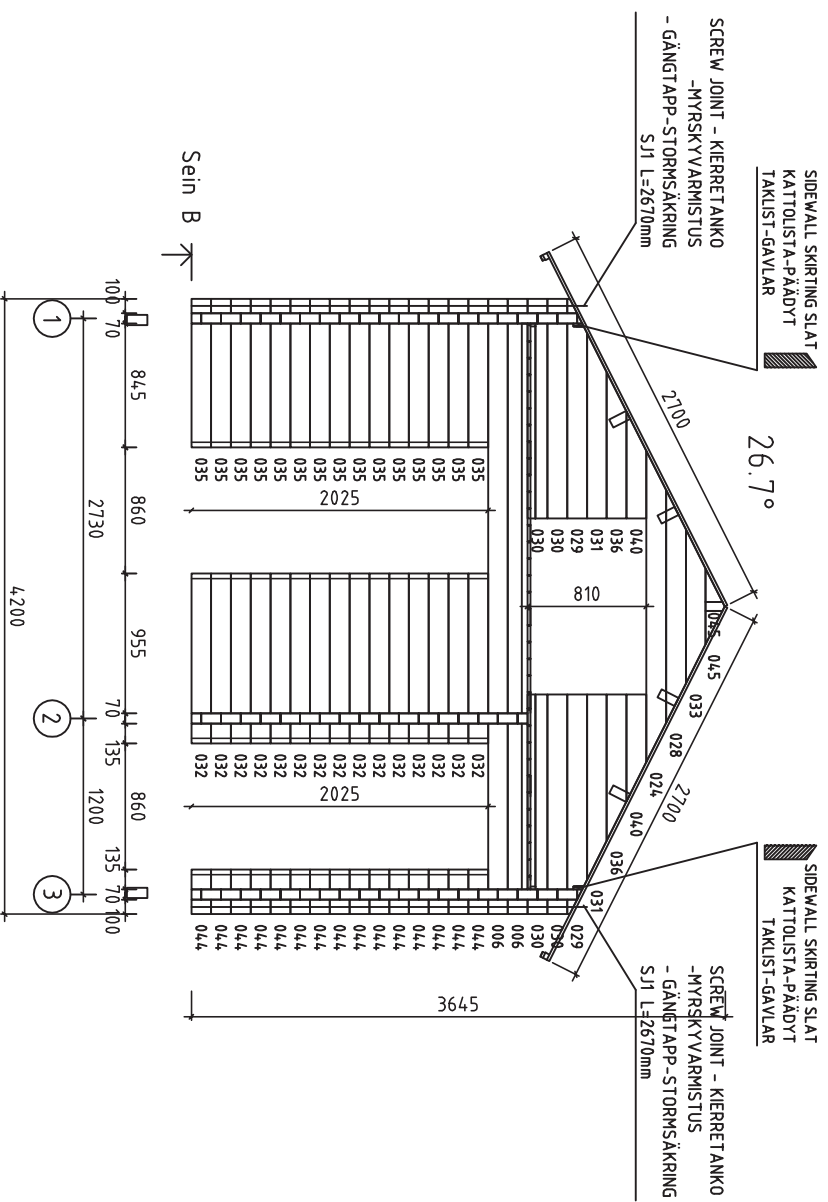


26.7°


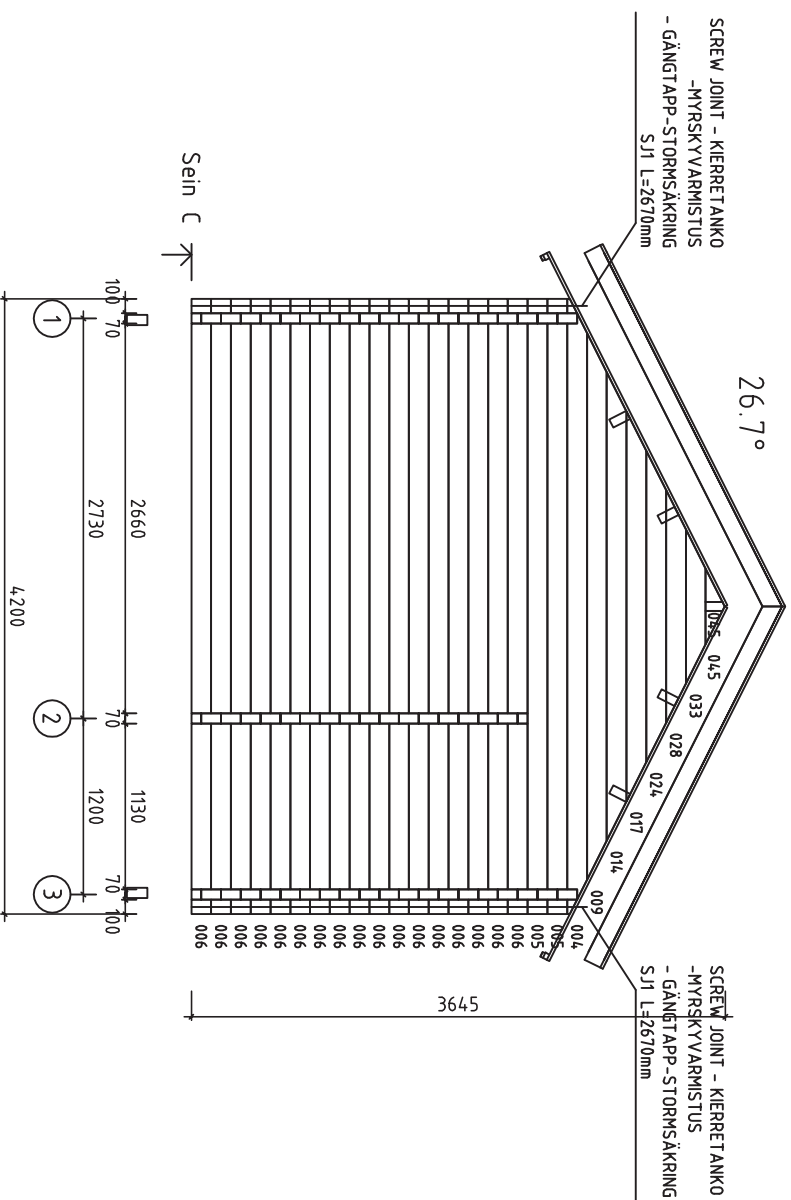
Sein A



House	P5639-70 Sophie	Sheet	4
Drawing	SEIN A	Scale	1:50
Material	7.0x13.5	Date	06.03.2013
Drawer		File	P5639-70 Sophie.dwg




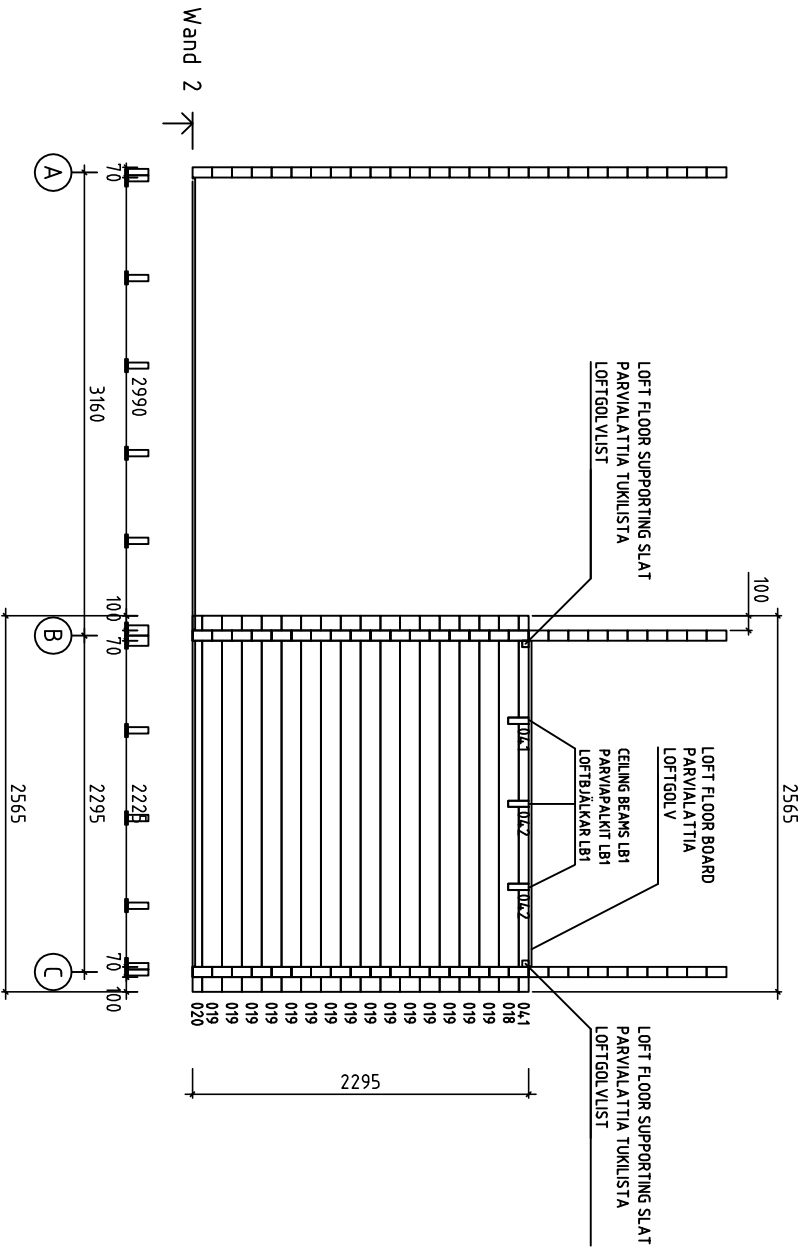
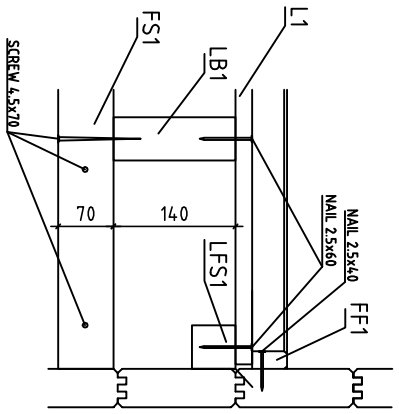
House	P5639-70 Sophie	Sheet	5
Drawing	SEIN B	Scale	1:50
Material	7.0x13.5	Date	06.03.2013
Drawer		File	P5639-70 Sophie.dwg



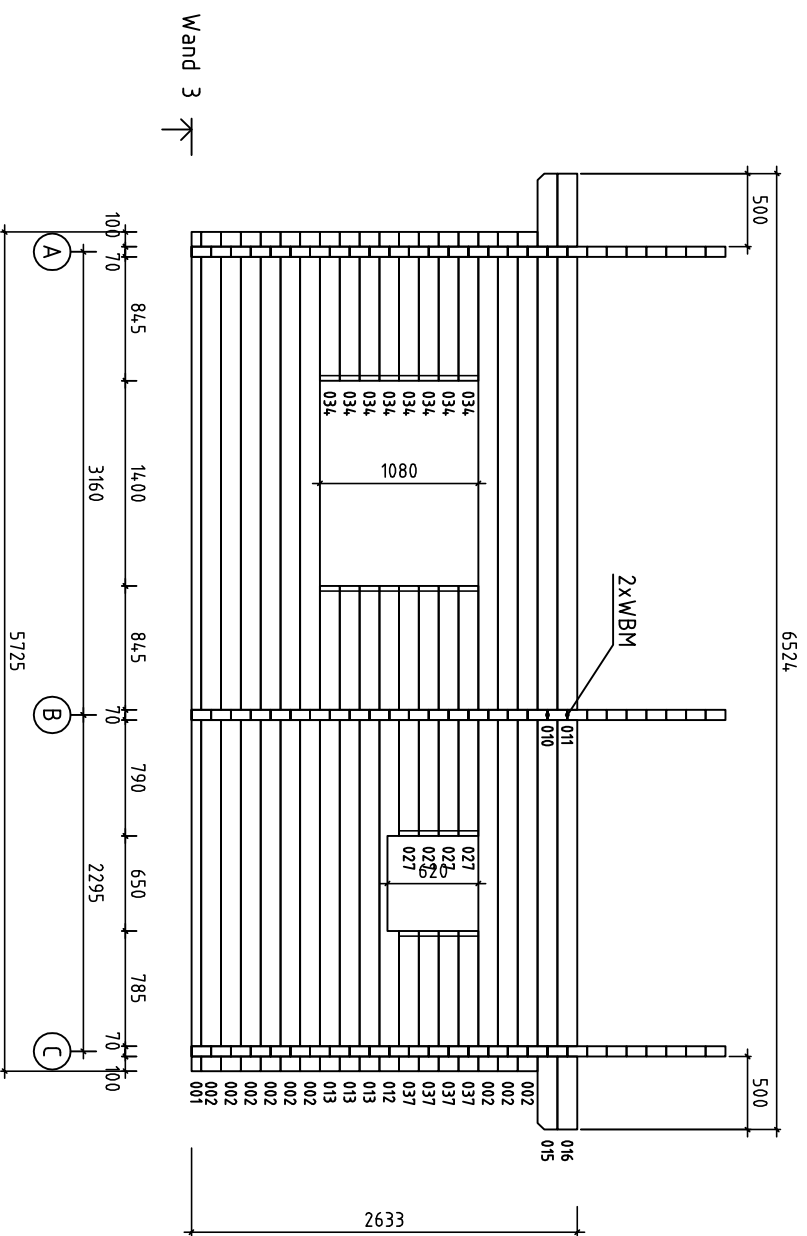
House	P5639-70 Sophie	Sheet	6
Drawing	SEIN C	Scale	1:50
Material	7.0x13.5	Date	06.03.2013
Drawer	File P5639-70 Sophie.dwg		








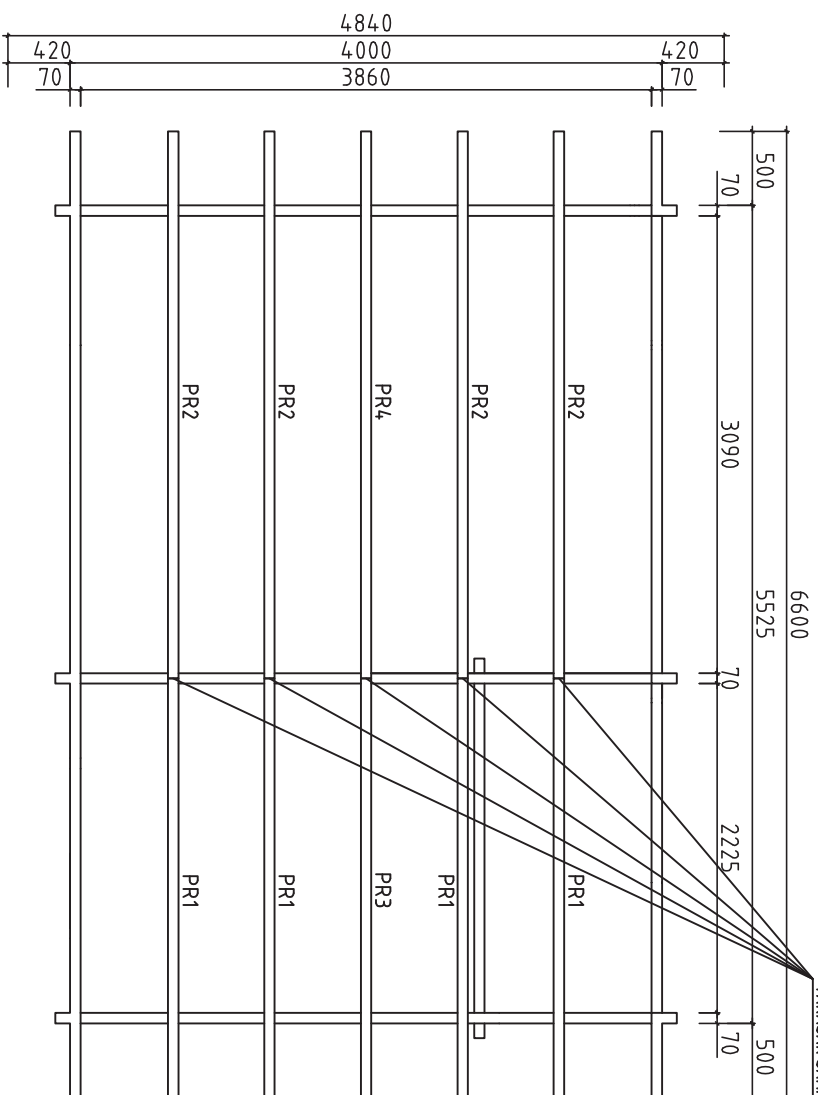
House	P5639-70 Sophie	Sheet	8
Drawing	WAND 2	Scale	1:50
Material	7.0x13.5	Date	06.03.2013
Drawer		File	P5639-70 Sophie.dwg



Wand 3 ↗




House	P5639-70 Sophie	Sheet	9
Drawing	WAND 3	Scale	1:50
Material	7.0x13.5	Date	06.03.2013
Drawer		File	P5639-70 Sophie.dwg


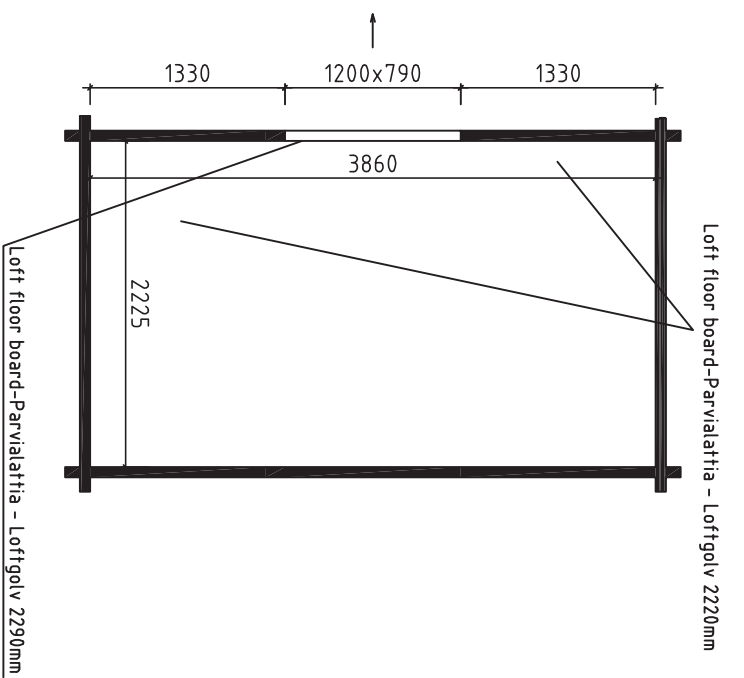
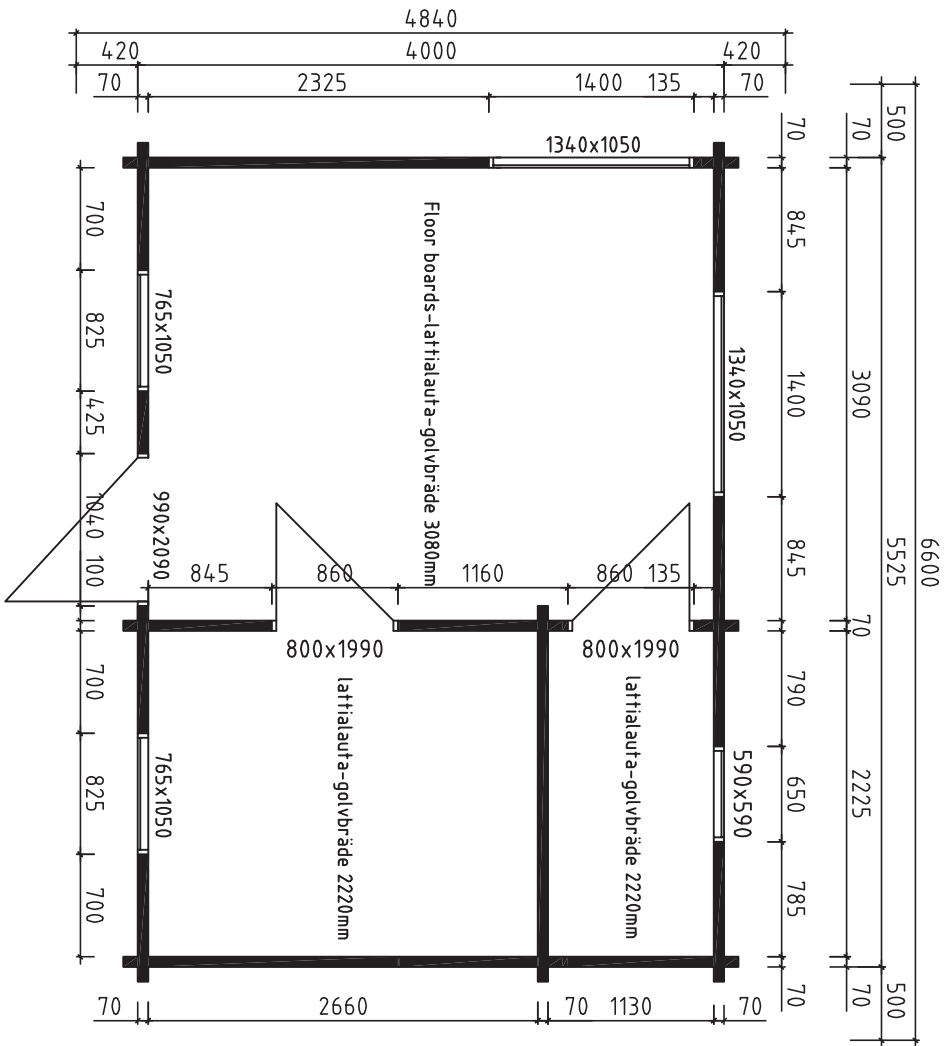


PURLINS CONNECTING METAL - KATTO-ORRET YHDISTÄMISRAUTA -  
TÄKASAR SAMMANSÄLÄGNINGMETAL

Purlins connecting-katto-orret yhdistämine-täkasar sammanslägning



Kood	P5639-70 Sophie	Leht	10
Joints	Purlin connecting-katto-orret yhdistämine-täkasar sammanslägning	Moottorit	1:35
Materiaali		Kaup.	13.10.2017
Joonestaja	K.Kahu	File	P5639-70 Sophie Purlins connecting.dwg



House	P5639-70 Sophie	Sheet	11
Drawing	Boards-laudat-bräde	Scale	1:50
Material	19X...	Date	10.10.2017
Drawer	K.K.	File	P5639-70 Sophie.dwg

SIDEWALL SKIRTING SLAT 19x70  
 PUOLISEINÄ KORISTELISTA  
 SIDANVÄGG LISTA

ROOFBOARD 19  
 KATTOLAUTA  
 TAKBRÄDE

SCREW 3.5x35  
 RUUVIT  
 SKRUVAR

FLOOR SKIRTING 19x35  
 LATTIALISTA  
 GOLVLIST

SCREW 4.5x90  
 RUUVIT  
 SKRUVAR

NAILS 2.0x40  
 NAULAT  
 NAGLAR

FLOORBOARD 19  
 LATTIALAUTA  
 GOLVBRÄDE

NAILS 2.5x60  
 NAULAT  
 NAGLAR

SCREW JOINT  
 MYRSKIVYVARMISTUS  
 GÄNGTAPP-STORMSÄKRING

FLOORBEAM 4.3x14.0; 7.0x14.0  
 LATTIAPALKIT  
 GOLVBJÄLKAR

NAILS 5.0x100  
 NAULAT  
 NAGLAR

SCREW 4.5x50  
 RUUVIT  
 SKRUVAR

SCREW 3.5x35  
 RUUVIT  
 SKRUVAR

SCREW 4.5x50  
 RUUVIT  
 SKRUVAR

GABLE BOARD 19x120  
 KAAPELLILAUTA  
 VINDBRÄDE


PURLIN  
 KÄTTO-ÖRRET  
 TAKASAR

EAVE SLAT 30x40  
 RÄYSTÄSLUSTA  
 TAKFOTLIST




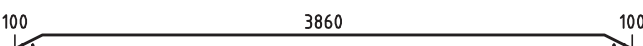
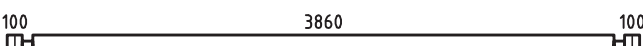


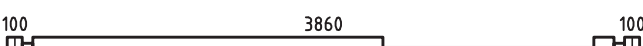


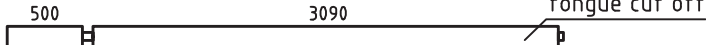




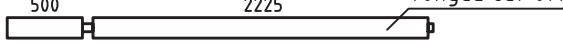




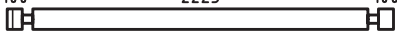
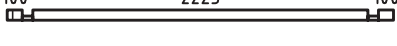
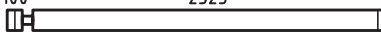


EAVE SLAT 19x35  
 RÄYSTÄSLUSTA  
 TAKFOTLIST

ROOF FELT FILLET 19x90  
 KATON PÄÄTYLAUTA  
 TAKBRÄDE FÖR VINDBRÄDE

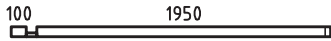
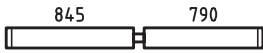




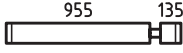

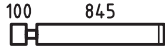
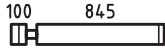


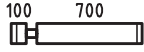
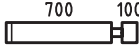

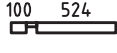






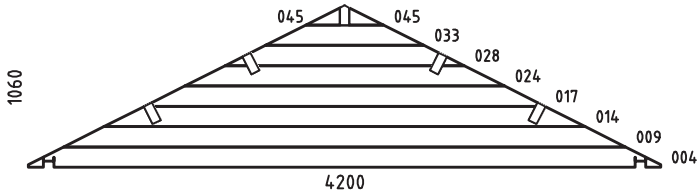
NAILS 2.5x60  
 NAULAT  
 NAGLAR



Koodi	P5639-70 Sophie	Lehti	12
Jonisti	Sections-kokoonpanot-avsnitt	Moottori	1:25
Materiaali		Kaup.	13.10.2017
Joontaja	K.Kahu	File	P5639-70 Sophie Sections.dwg

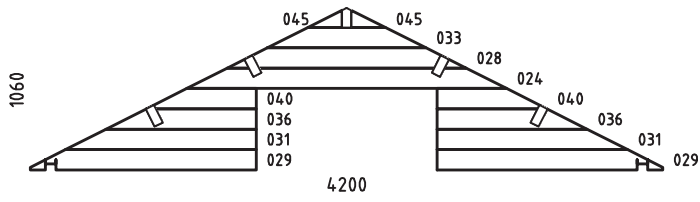
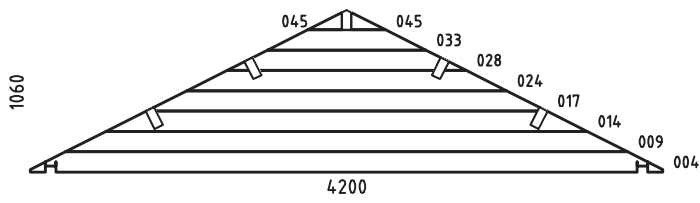









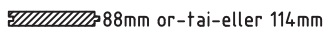
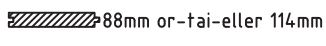
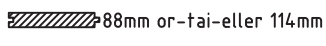
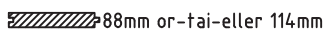
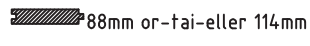


Pos	P5639-70 Sophie	Pcs. Kpl. St.	Profil(e) (mm)	L (mm)
001		1	70x68	5725
002		10	70x135	5725
003		1	70x135	5725
004		2	70x135	4200
005		12	70x135	4200
006		19	70x135	4200
007		1	70x135	4200
008		1	70x135	4200
009		2	70x135	3732
010		2	70x135	3695
011		2	70x135	3695
012		1	70x135	3310
013		3	70x135	3310
014		2	70x135	3196
015		2	70x135	2829
016		2	70x135	2829
017		2	70x135	2660
018		1	70x135	2565
019		15	70x135	2565
020		1	70x68	2565
021		7	70x135	2565
022		1	70x68	2565
023		7	70x135	2495
024		3	70x135	2124
025		7	70x135	2120



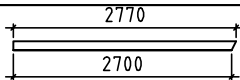

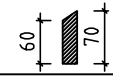









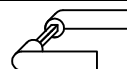




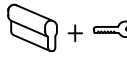






Pos	P5639-70 Sophie	Pcs. Kpl. St.	Profil(e) (mm)	L (mm)
026		1	70x68	2120
027		4	70x135	1705
028		3	70x135	1588
029		2	70x135	1500
030		4	70x135	1500
031		2	70x135	1266
032		15	70x135	1160
033		3	70x135	1052
034		8	70x135	1015
035		15	70x135	1015
036		2	70x135	998
037		4	70x135	955
038		8	70x135	870
039		16	70x135	870
040		2	70x135	730
041		2	70x68	694
042		2	70x68	524
043		8	70x135	425
044		22	70x135	305
045		6	70x115	228
SB	SPARE BEAM - VARALLAPALKI - LAGERBJÄLKAR 	1	70x135	5725
AB	ASSEMBLING BEAM - ASENNUSLAUTA - SLAGBRÄDE 	2	70x135	300
WA-1		1	70x1060	4200





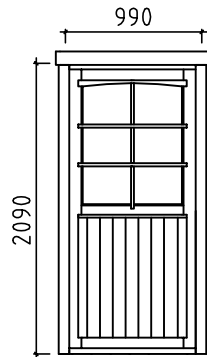
Pos	P5639-70 Sophie	Pcs. Kpl. St.	Profil(e) (mm)	L (mm)
WB-1		1	70x1060	4200
WC-1		1	70x1060	4200
LB1	LOFT FLOOR BEAMS-PARVIAPALKIT-LOFTBJÄLKAR 	3	43x140	3860
FS1	MAGALA PÖRANDA KINNITUSLIST 	2	45x70	2225
PT3	FLOORBEAMS - LATTIAPALKIT - GOLVBJÄLKAR 	2	70x140	5505
PT2	FLOORBEAMS - LATTIAPALKIT - GOLVBJÄLKAR 	2	70x140	3840
PT1	FLOORBEAMS - LATTIAPALKIT - GOLVBJÄLKAR 	11	43x140	3840
MPT1	COUNTERFLOOR HOLDING BOARDS-ROSSIPOHJAA KANNATTELEVAT LAUDAT-BRÄDER SOM HALLER TROSSBOTTEN	2	120x19	3840
MPT2	COUNTERFLOOR HOLDING BOARDS-ROSSIPOHJAA KANNATTELEVAT LAUDAT-BRÄDER SOM HALLER TROSSBOTTEN	9	90x19	3840
PR1	PURLINS - KATTO - ORRET - TAKASAR 	4	70x140	3695
PR3	PURLINS - KATTO - ORRET - TAKASAR 	1	70x140	3695
PR2	PURLINS - KATTO - ORRET - TAKASAR 	4	70x140	2830
PR4	PURLINS - KATTO - ORRET - TAKASAR 	1	70x140	2830
	FLOORBOARD - LATTIALAUTA - GOLVBRÄDE 	34+1 44+1	18x114 18x88	3080 3080
	FLOORBOARD - LATTIALAUTA - GOLVBRÄDE 	34 44	18x114 18x88	2220 2220
L1	LOFT BOARD - PARVIALATTIA - LOFTGOLV 	12 14	18x114 18x88	2290 2290
L2	LOFT BOARD - PARVIALATTIA - LOFTGOLV 	22 32	18x114 18x88	2220 2220
	ROOFBOARD - KATTOLAUTA - TAKBRÄDE 	116+1 150+1	18x114 18x88	2700 2700
FF1	SKIRTING SLAT - LATTIALISTA - GOLVLIST 		18x35	43m
LFS1	LOFT FLOOR SUPPORTING SLAT - PARVIALATTIA TUKILISTA - LOFTGOLVLIST	2 2	43x43 43x43	2660 1130
	EAVE SLAT - RÄYSTÄSLISTA - TAKFOTSLIST 	4 4	30x40 18x35	3300 3300



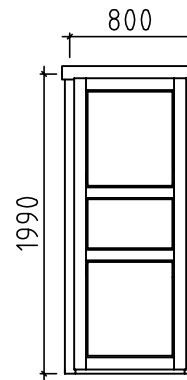
Pos	P5639-70 Sophie	Pcs. Kpl. St.	Profil(e) (mm)	L (mm)
	GABLE BOARD - KAAPELILAUTA - GAVELBRÄDA 	4	18x120	2770
	ROOF FELT FILLET - KATON PÄÄTYLAUTA - BRÄDE OVANPÅ GAVELBRÄDE 	4	18x90	2770
	SIDEWALL SKIRTING SLAT - KATTOLISTA-PÄÄDYT -TAKLIST-GAVLAR 	2 2 4	19x70 19x70 19x70	3090 2225 538
	NAILS - NAULAT - SPIKAR  FLOORBOARD - LATTIALAUTA - GOLVBRÄDE ROOFBOARD - KATTOLAUTAT - TAKBRÄDE	1300	2.5	60
	NAILS - NAULAT - SPIKAR  SKIRTING SLAT - LATTIALISTA - GOLVLIST	100	2.0	40
	NAILS - NAULAT - SPIKAR  FLOORBEAMS - LATTIAPALKIT - GOLVBJÄLKAR	52	5.0	100
	SCREWS - RUUVIT - SKRUVAR  FIXING HALF BEAMS - VAHVISTETTAVA PUOLIKKAAT PALKIT FÖR ATT FASTA HALVA VÄGGPROFILER SLEEPING FLOOR SUPPORTING SLAT - PARVIALATTIA TUKILISTA - LOFTGOLVLIST	55	4.5	90
	SCREWS - RUUVIT - SKRUVAR  EAVE BOARD - RÄYSTÄSLAUTA - TAKFOTSBRÄDE EAVE SLAT - RÄYSTÄSLISTA - TAKFOTSLISTA GABLE BOARD - KAAPELILAUTA - GAVELBRÄDA BORDER BOARDS - REUNALAUTA - FÖDERBRÄDE	86	4.5	50
	SCREWS - RUUVIT - SKRUVAR  ROOF FELT FILLET - KATON PÄÄTYLAUTA - BRÄDE OVANPÅ GAVELBRÄDE COUNTERFLOOR HOLDING BOARDS - ROSSIPOHJAA KANNATTELEVAT LAUDAT - - BRÄDER SOM HALLER TROSSBOTTEN	280	3.5	35
SJ1	SCREW JOINT - KIERRETNKO-MYRSKYVARMISTUS - GÄNGTAPP-STORMSÄKRING	6	ØM10	2660
	PURLINS CONNECTING METAL - KATTO-ORRET YHDISTAMISRAUTA - TÄKASAR SAMMANSLAGNINGMETAL 	5	Ø6	200
WBM	WALLBEAMS CONNECTING METAL-METALLPLATTA FÖR SAMMANFOGNING AV VÄGGEN BALKAR-SEINÄPALKKEJA METALLISET YHTEENLIITYMISLAATAT 	4	50	50
	DOOR CROSSES - OVIKÄYTTÖ - SPRÖJS 	1		
	DOOR HANDLE - OVEN KAHVA - DÖRR HANDTAG 	3		
	DOUBLE WINDOW CROSSES - TUPLAIKKUNARISTIKKO - DUBBELSPRÖJS 	4		
	WINDOW CROSSES - IKKUNARISTIKKO - SPRÖJS 	2		
	WINDOW CROSSES - IKKUNARISTIKKO - SPRÖJS 	1		
	WINDOW HANDLE - IKKUNA KAHVA - FÖNSTER HANDTAG 	7		
	DOOR LOCK+KEYS - OVENLUKKO+AVAIN - DÖRRLÅS+NYCKLAR 	3+3		
	DOOR ASSEMBLING PROFILE - OVEN ASENNUSPROFIILI - DÖRR MONTERINGSPROFIL 	4	70x44	1990
	DOOR ASSEMBLING PROFILE - OVEN ASENNUSPROFIILI - DÖRR MONTERINGSPROFIL 	2	70x44	2060
	WINDOW ASSEMBLING PROFILE - IKKUNA ASENNUSPROFIILI - FÖNSTER MONTERINGSPROFIL 	8	70x44	1050
	WINDOW ASSEMBLING PROFILE - IKKUNA ASENNUSPROFIILI - FÖNSTER MONTERINGSPROFIL 	2	70x44	590
	LADDER -TIKAPUUT - STEGE 	1	490	2540
	DOOR BORDER BOARDS SET - OVEN KAIDEENLAUDAT DÖRR GRÄNSERBRÄDER (6 BOARDS - LAUTA - BRÄDER) 	1		

Pos	P5639-70 Sophie	Pcs. Kpl. St.	Profil(e) (mm)	L (mm)
	DOOR BORDER BOARDS SET - OVEN KAIDEENLAUDAT DÖRR GRÄNSERBRÄDER (6 BOARDS - LAUTA - BRÄDER)	2		
	DOUBLE WINDOW BORDER BOARDS SET - TUPLAIKKUNA KAIDEENLAUDAT DUBBELFÖNSTER GRÄNSERBRÄDER (8 BOARDS - LAUTA - BRÄDER)	2		
	WINDOW BORDER BOARDS SET - IKKUNA KAIDEENLAUDAT FÖNSTER GRÄNSERBRÄDER (8 BOARDS - LAUTA - BRÄDER)	2		
	WINDOW BORDER BOARDS SET - IKKUNA KAIDEENLAUDAT FÖNSTER GRÄNSERBRÄDER (8 BOARDS - LAUTA - BRÄDER)	1		

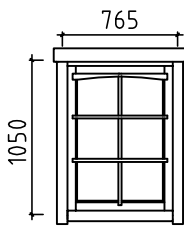
DOOR - OVI - DÖRR 990x2090  
1 set - kpl - st  
(right hand - oikea käsi - höger hand)  
ORT\_ST 1/2 KL PL pross



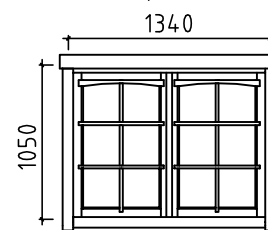
DOOR - OVI - DÖRR 800x1930  
2 set - kpl - st  
(1 right hand - oikea käsi - höger hand)  
(1 left hand - vasen käsi - vänster hand)  
AST



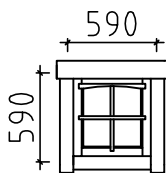
WINDOW - IKKUNAN - FÖNSTER - 765x1050  
2 set - kpl - st (right hand - oikea käsi - höger hand)  
ORT\_ST KP PL AL



WINDOW - IKKUNAN - FÖNSTER - 1340x1050  
2 set - kpl - st ORT\_ST KP PL AL



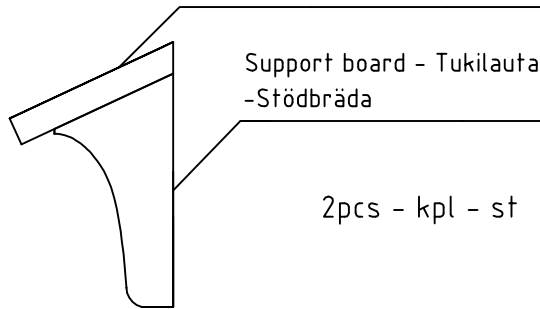
WINDOW - IKKUNAN - FÖNSTER - 590x590  
1 set - kpl - st (right hand - oikea käsi - höger hand)  
ORT\_ST KP PL AL



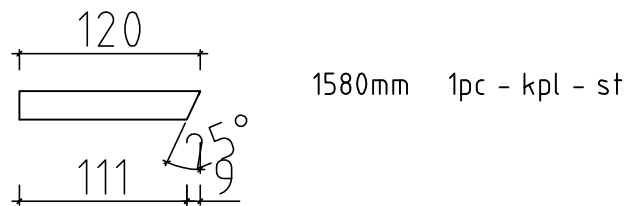
# Window top - Ikkunakatos - Fönstertak

For windows in wall A - Ikkunan seinä A  
- För fönster in vägg A

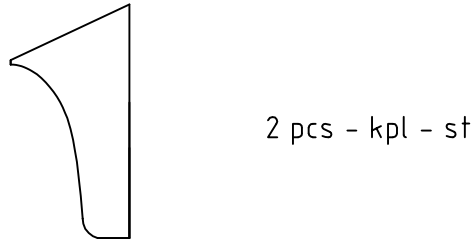
Covering board - Peitelauta  
- Tackbräda 19x120

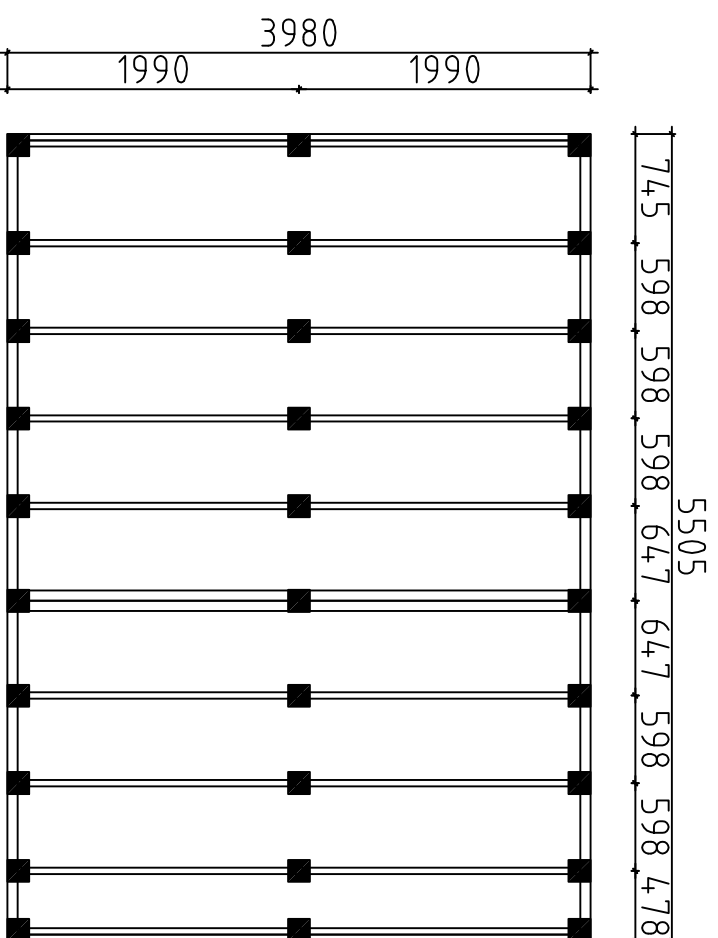


## Covering board - Peitelauta - Tackbräda 19x120



## Support board - Tukilauta - Stödbräda





Detta är ett förslag för hur man kan placera plintarna (100- 200 mm i diameter) för golvbjälklaget. Golvbjälkarna är med i byggsatsen, men inte plintarna. Använder man exempelvis 500-600mm långa murblock så kan man halvera antalet punkter. Lägg fuktskyddande papp mellan betong och trä

Tämä on ehdotus siitä, miten (100-200 mm läpimitäiset) jalat voidaan sijoittaa alapohjan varten. Lattiapalkit ovat rakennussarjassa, mutta jalkoja ei ole. Kun käytetään esimerkiksi 500-600 mm pitkiä harkkoja, voidaan pisteiden määrä puolitaa. Aseta betonin ja puun väliin kosteudelta suojaava pähvi

A proposal for placing plinths (100-200 mm in diameter) for floor beams. Floor beams are provided in the kit but plinths are not included. For example, by using 500-600 mm long masonry units, one can reduce the number of points 50%. Place cardboard between the concrete and wood to protect from moisture

House	P5639-70 Sophie	Sheet	19
Drawing	FOUNDATION PLAN - PLINTPLAN	Scale	1:50
Material		Date	10.10.2017
Drawer	KK	File	P5639-70 Sophie.dwg