

Code

Page: 1

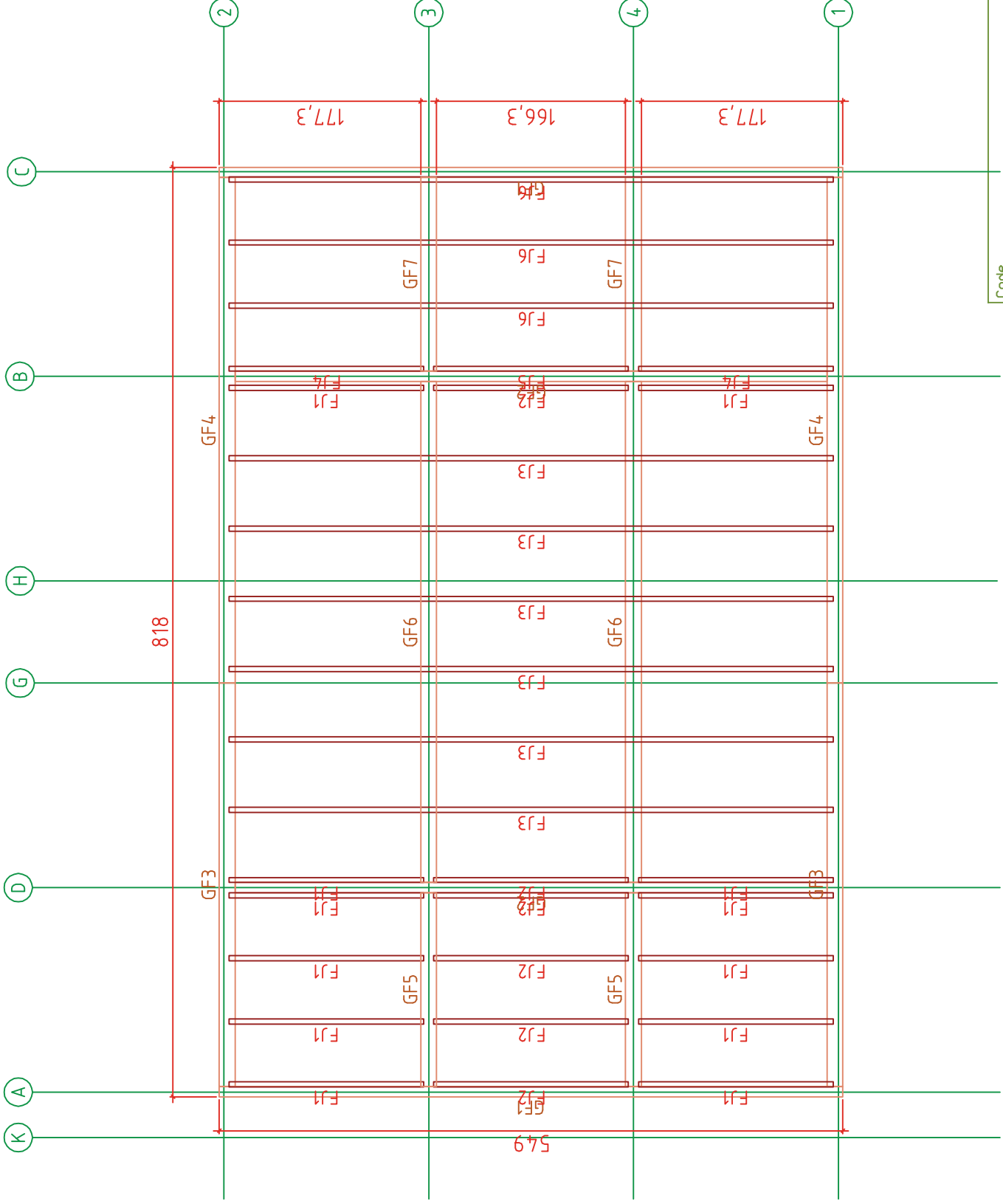
20.04.11.

Bracing 5.5x8.19/90

Scale 1:50

ASTEL AS

File Anders 3D.dwg



Code

Page 1/4

20,04,11.

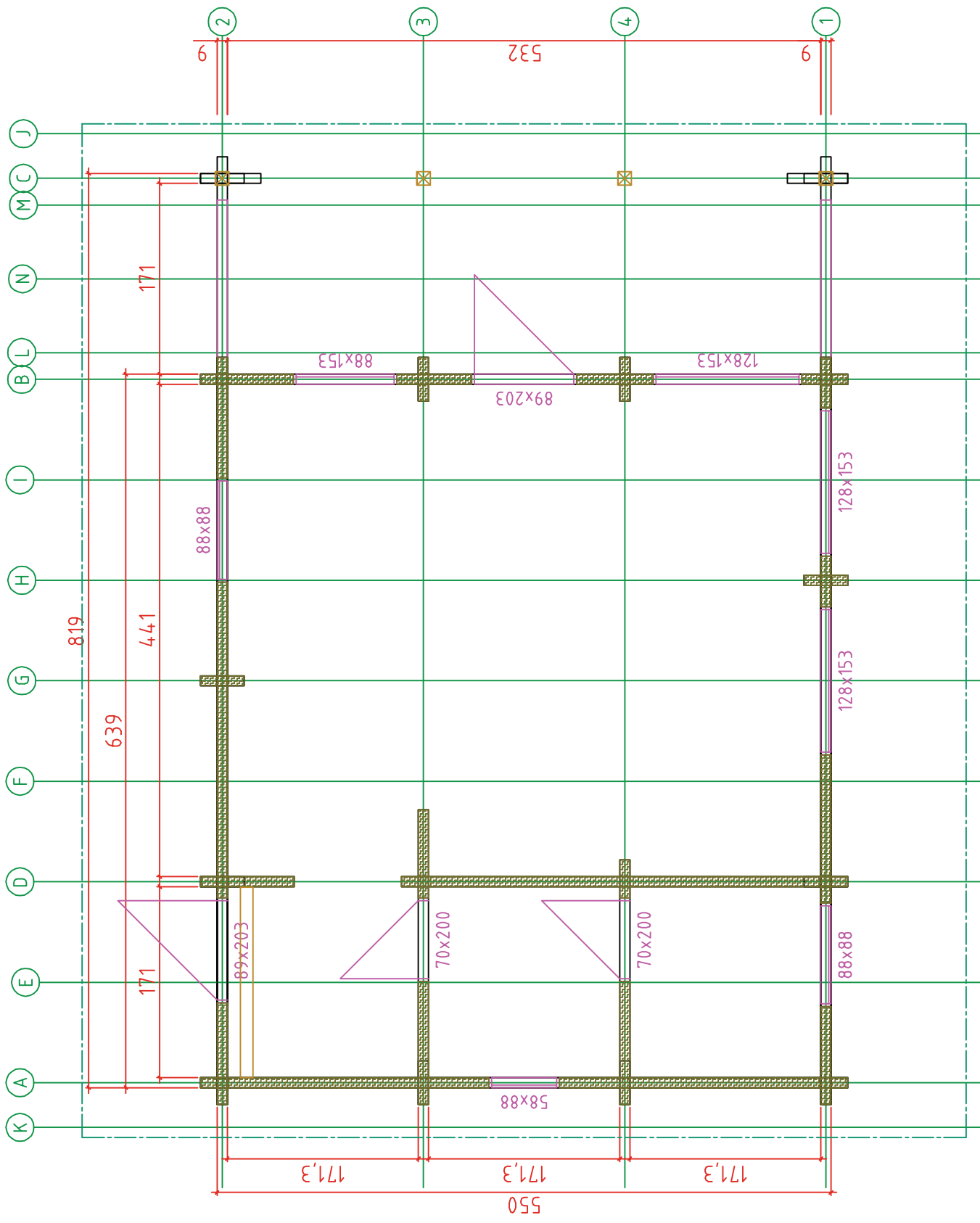
Drawing 5,5x8,19/90

Scale 1:50

File Anders.s.dwg

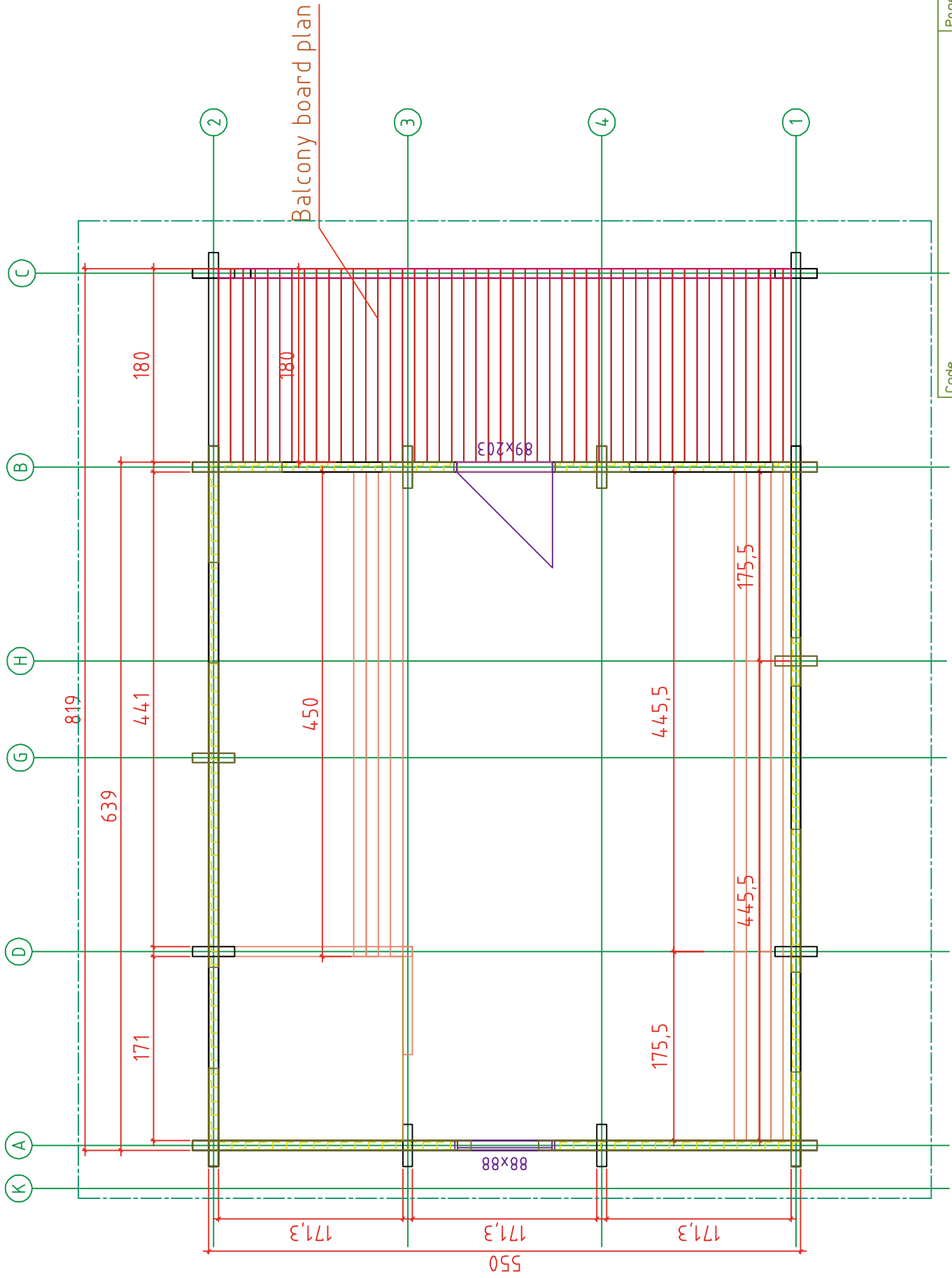
ASTEL AS

Ground frame & floor joist



Ground floor . Plan

Code	Page 1	20,04,11.
Drawing 5,5x8,19/90	Scale 1:50	
ASTEL AS		File Anders 1 floor.dwg



Code

Page 1/3

20.04.11.

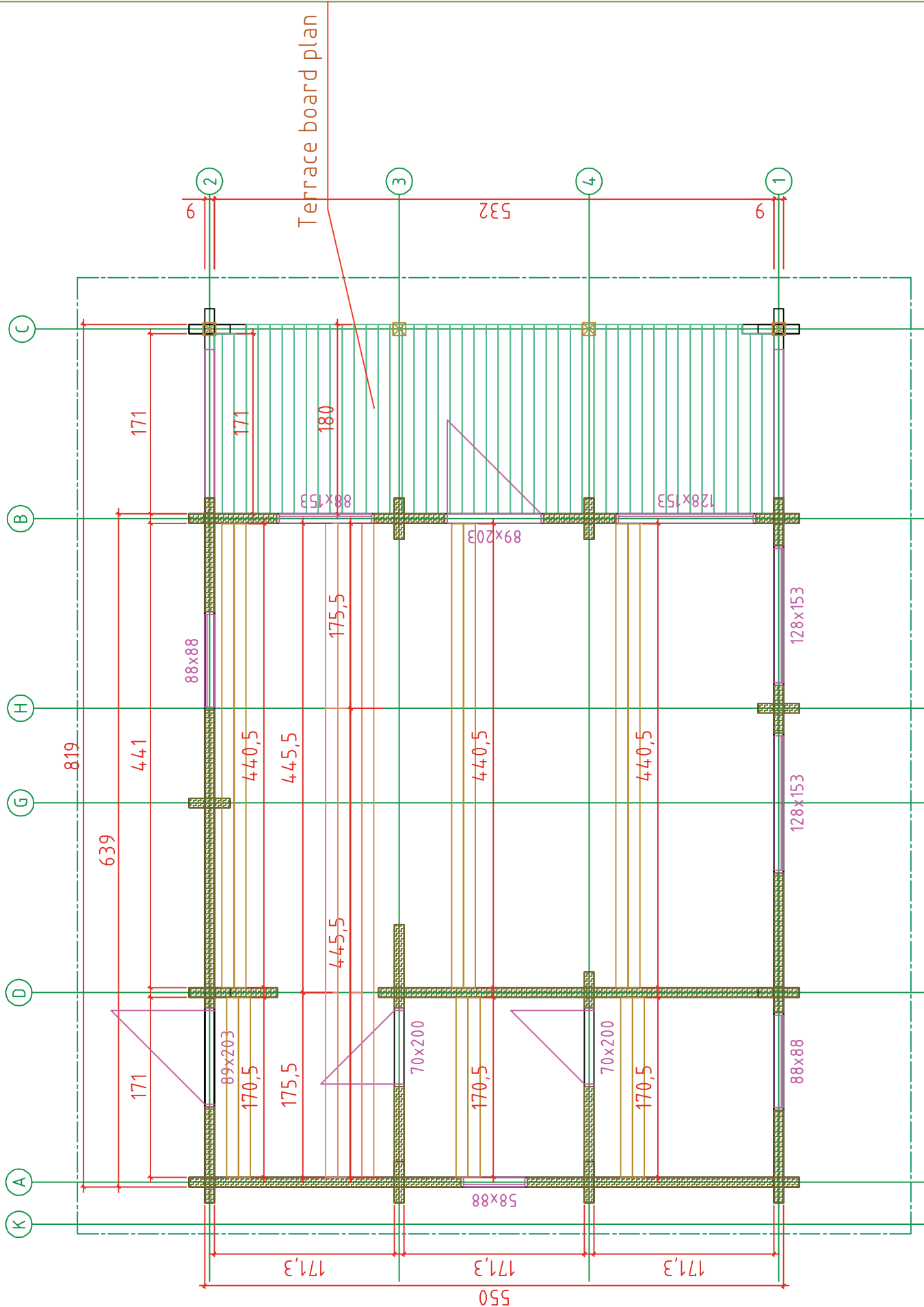
Drawing 5.5x8.19/90

Scale 1:50

First floor board. Plan

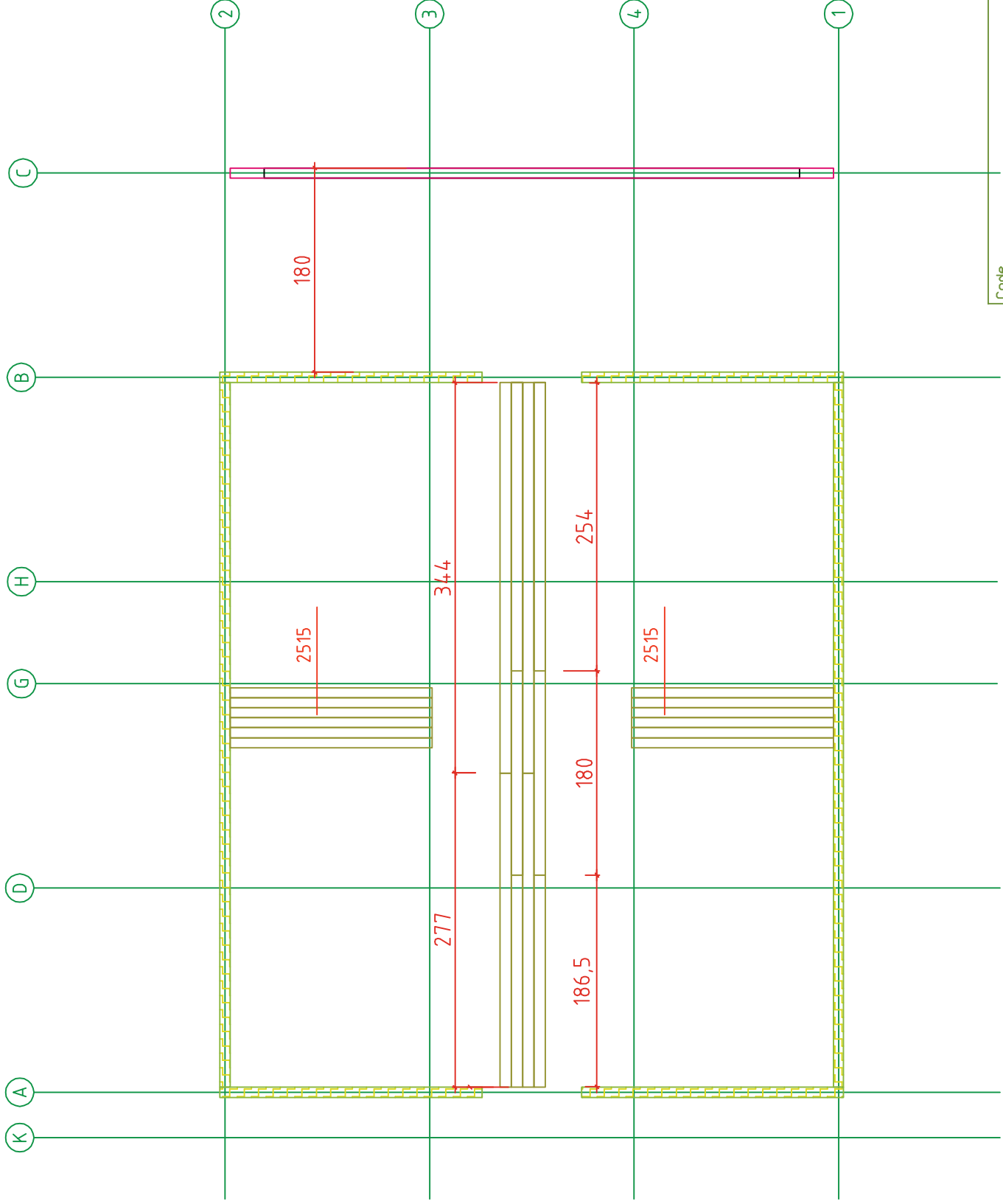
ASTEL AS

File Anders.s.dwg



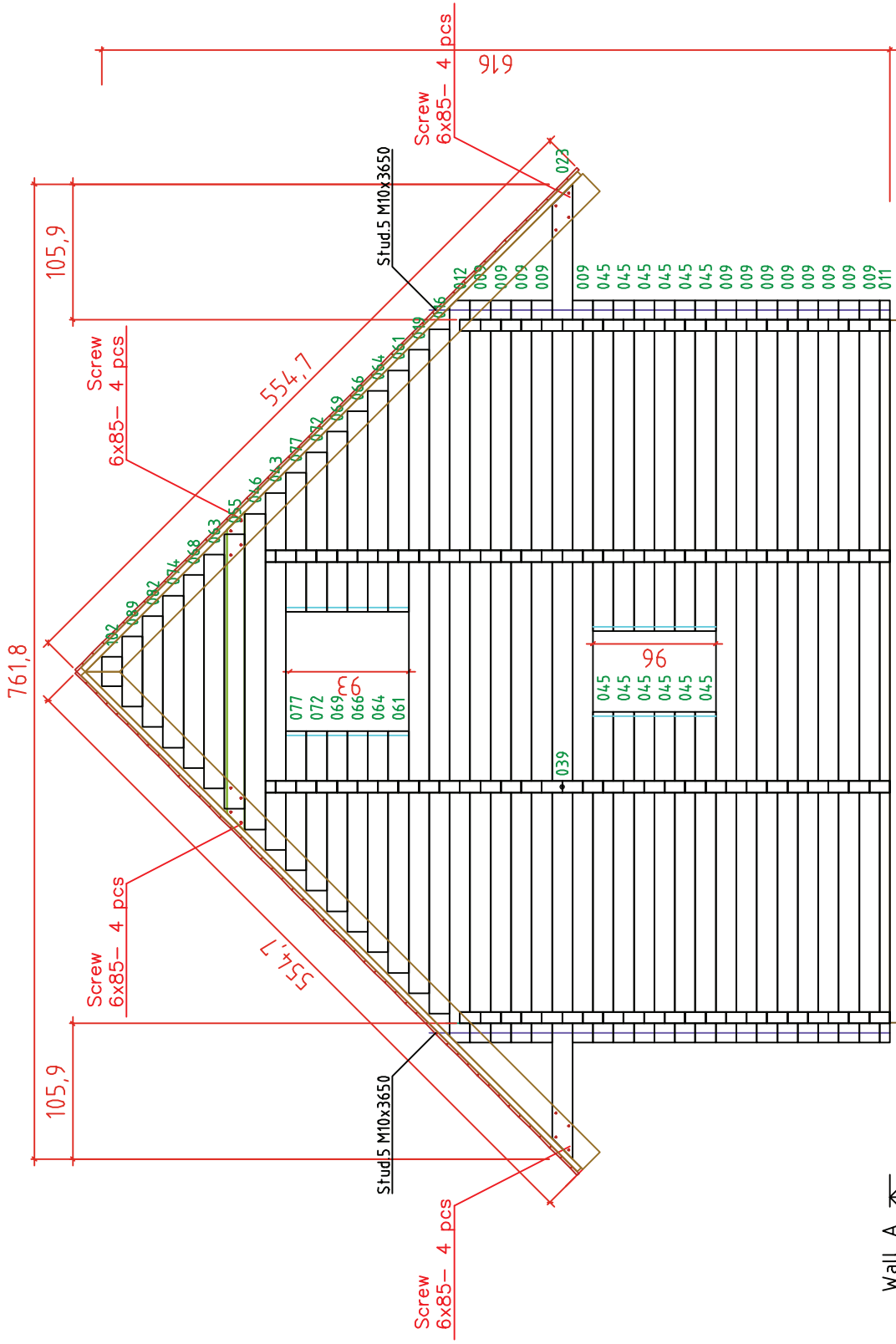
Code	Page	1/3	20,04,11.
Drawing	5.5x8,19/90		Scale 1:50
ASTEL AS		File Anders.dwg	

Ground floor boards. Plan




Code	Page 1/5	20,04,11.
Drawing 5,5x8,19/90		Scale 1:50
ASTEL AS		File Anders.s.dwg

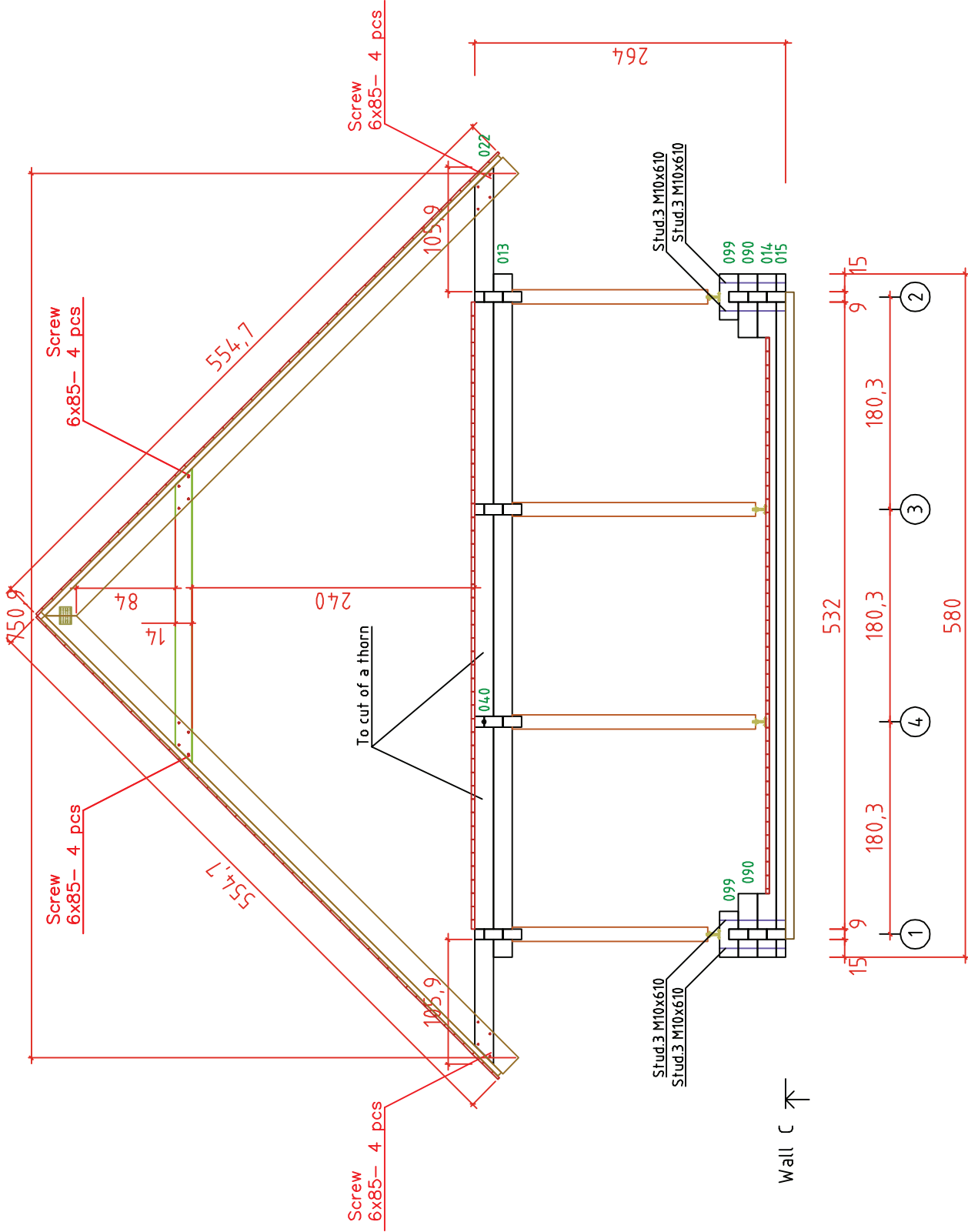
Ceiling boards Pplan



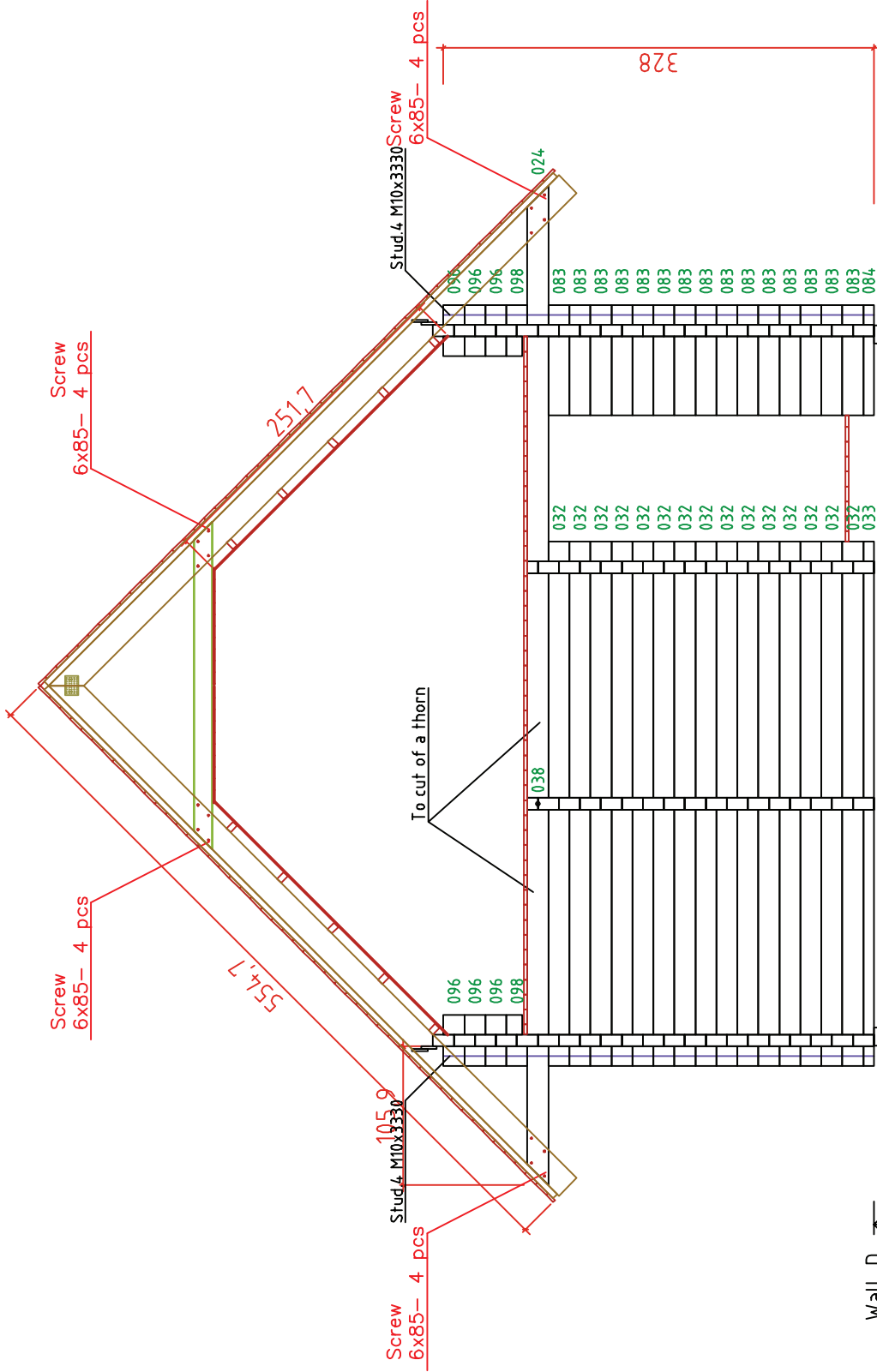
Wall A →



Code	Page 2	20.04.11.
Drawing WALL A		Scale 1:50
ASTEL AS	File Anders.dwg	



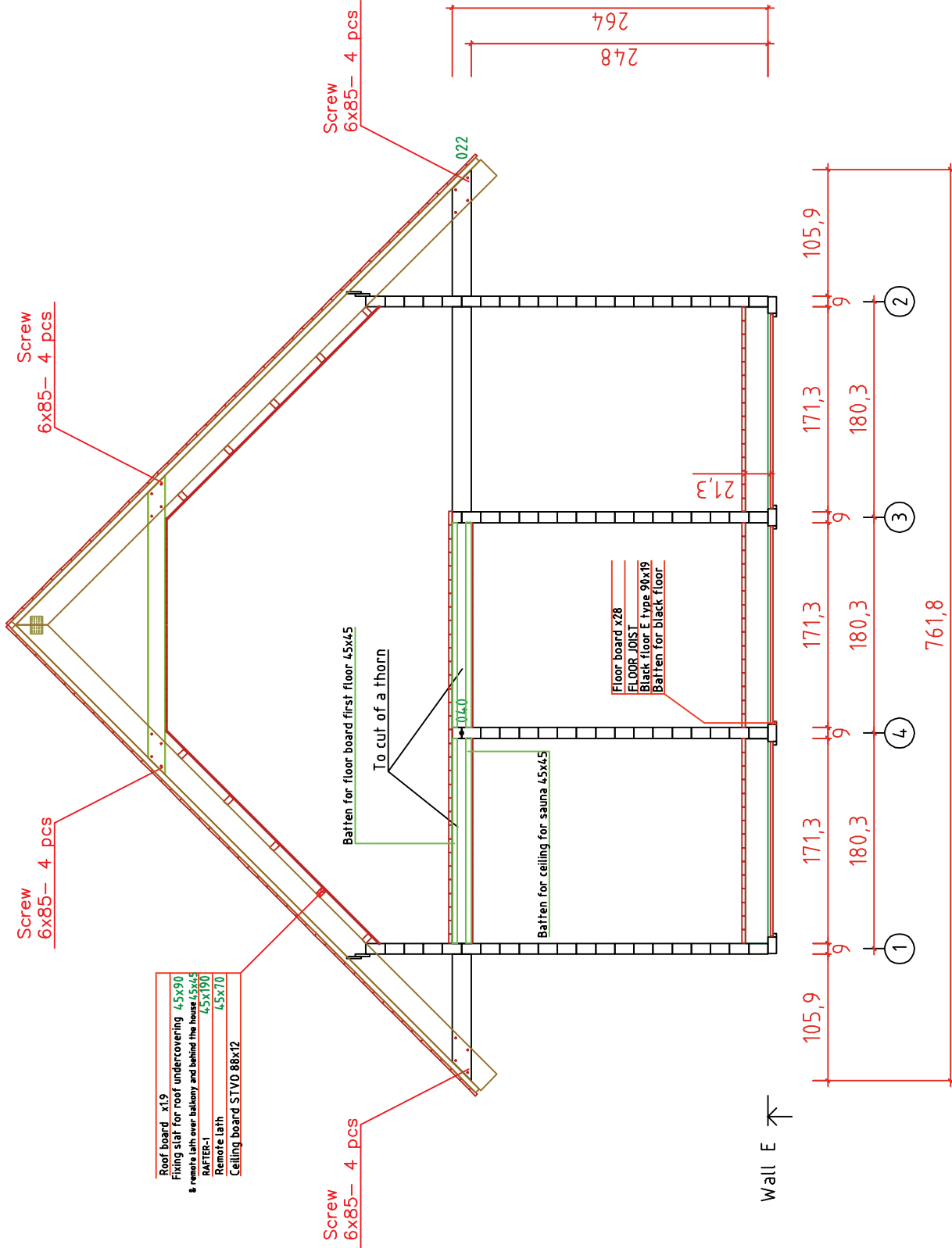
Code	Page 4	20.04.11.
Drawing WALL C	Scale 1:50	
ASTEL AS	File Anders.dwg	



Wall D ↑



Code	Page 5	20.04.11.
Drawing WALL D	Scale 1:50	
ASTEL AS	File Anders.dwg	

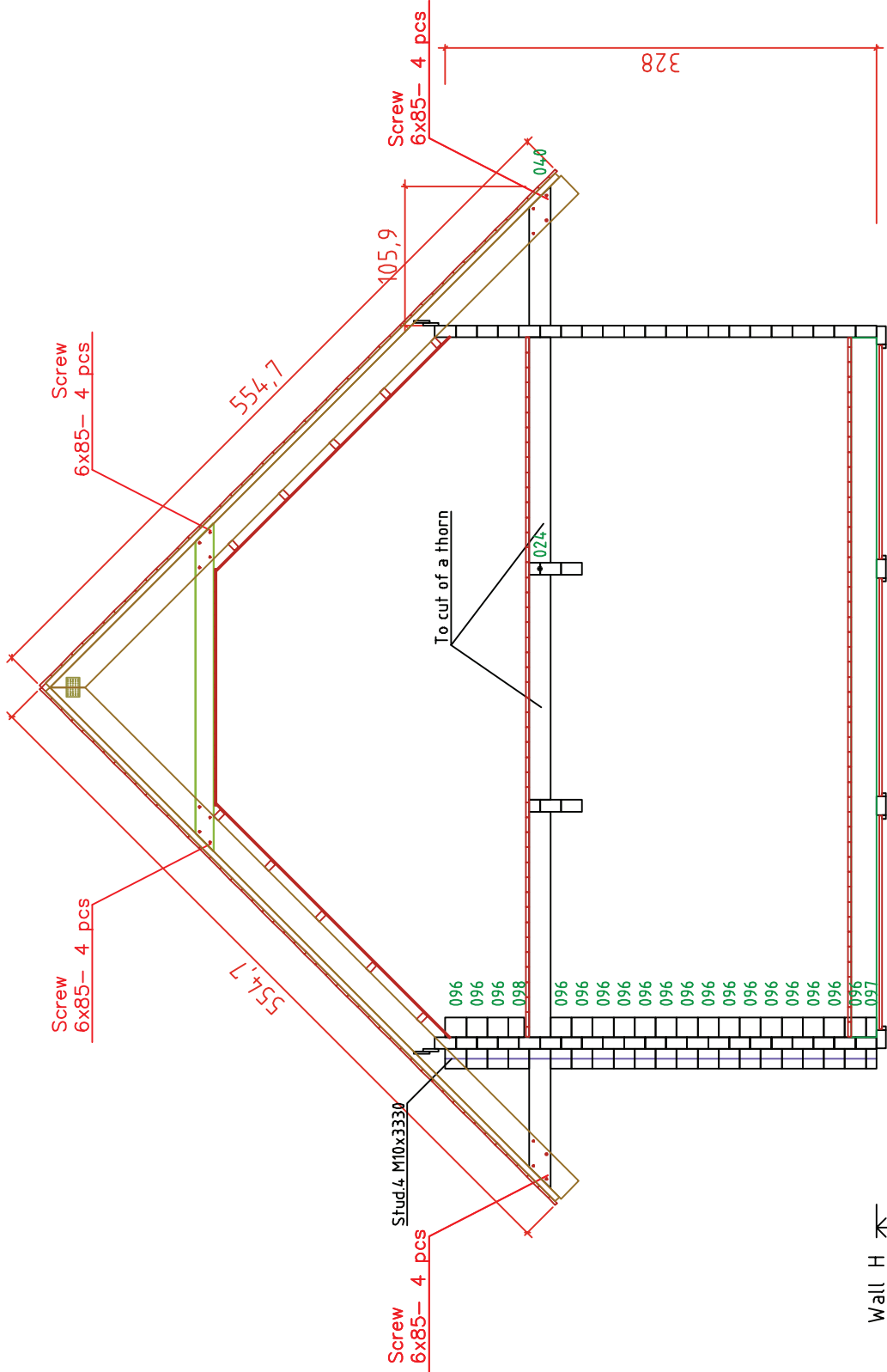


- Roof board x19
- Fixing stir for roof undercovering 4,5x90
- * remote lath over batteny and behind the house 4,5x4,5
- RAFTER-1 4,5x190
- Remote lath 4,5x70
- Ceiling board STVO 88x12

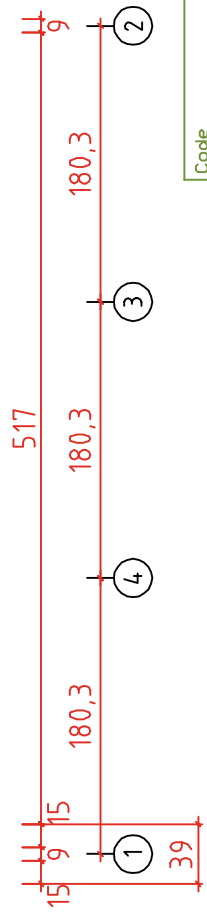
- Floor board x28
- FLOOR JOIST
- Black floor E type 90x19
- Batten for black floor



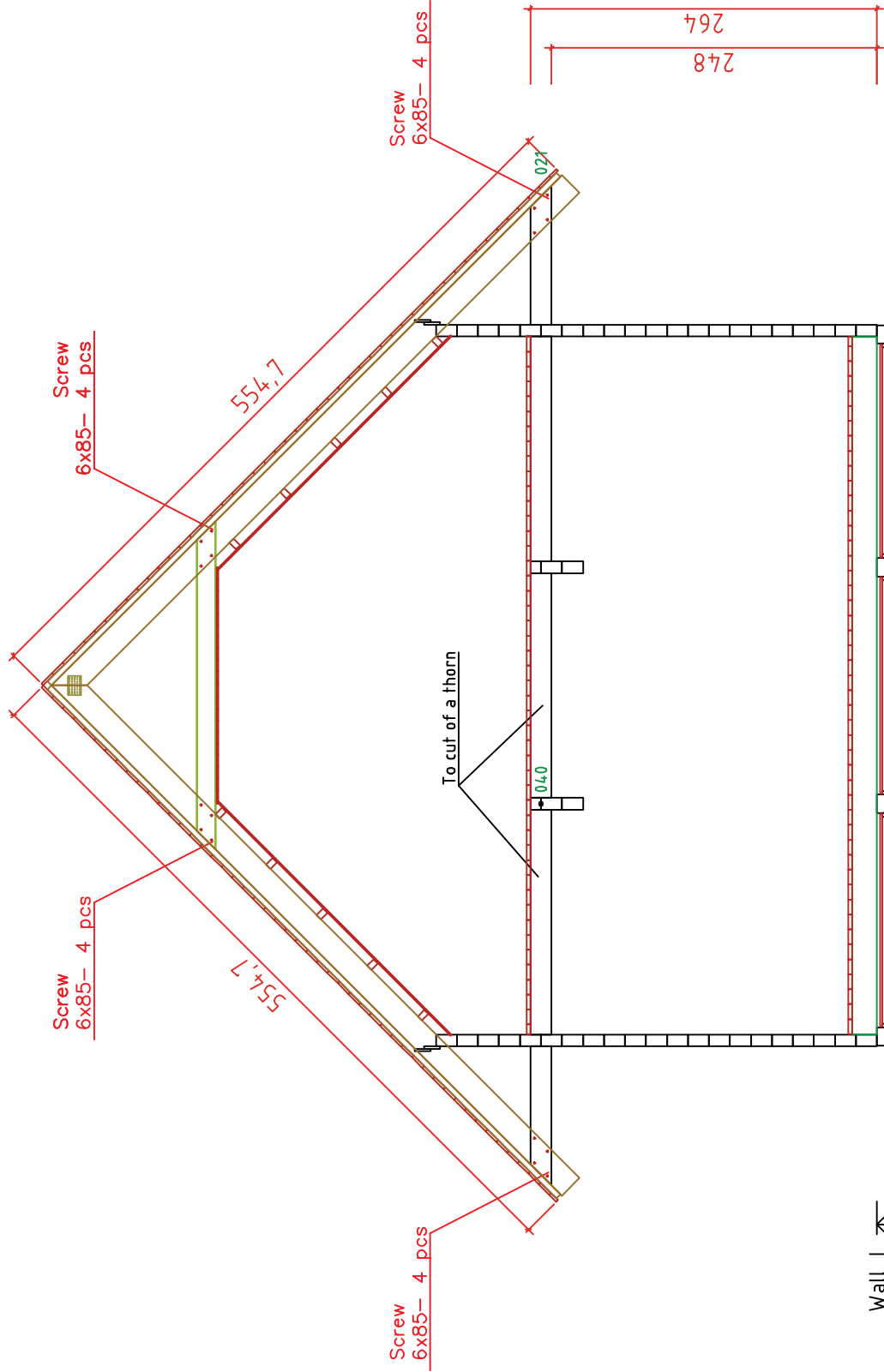
Code	Page 6	20.04.11.
Drawing WALL E	Scale 1:50	
ASTEL AS	File Anders.dwg	



Wall H ↑



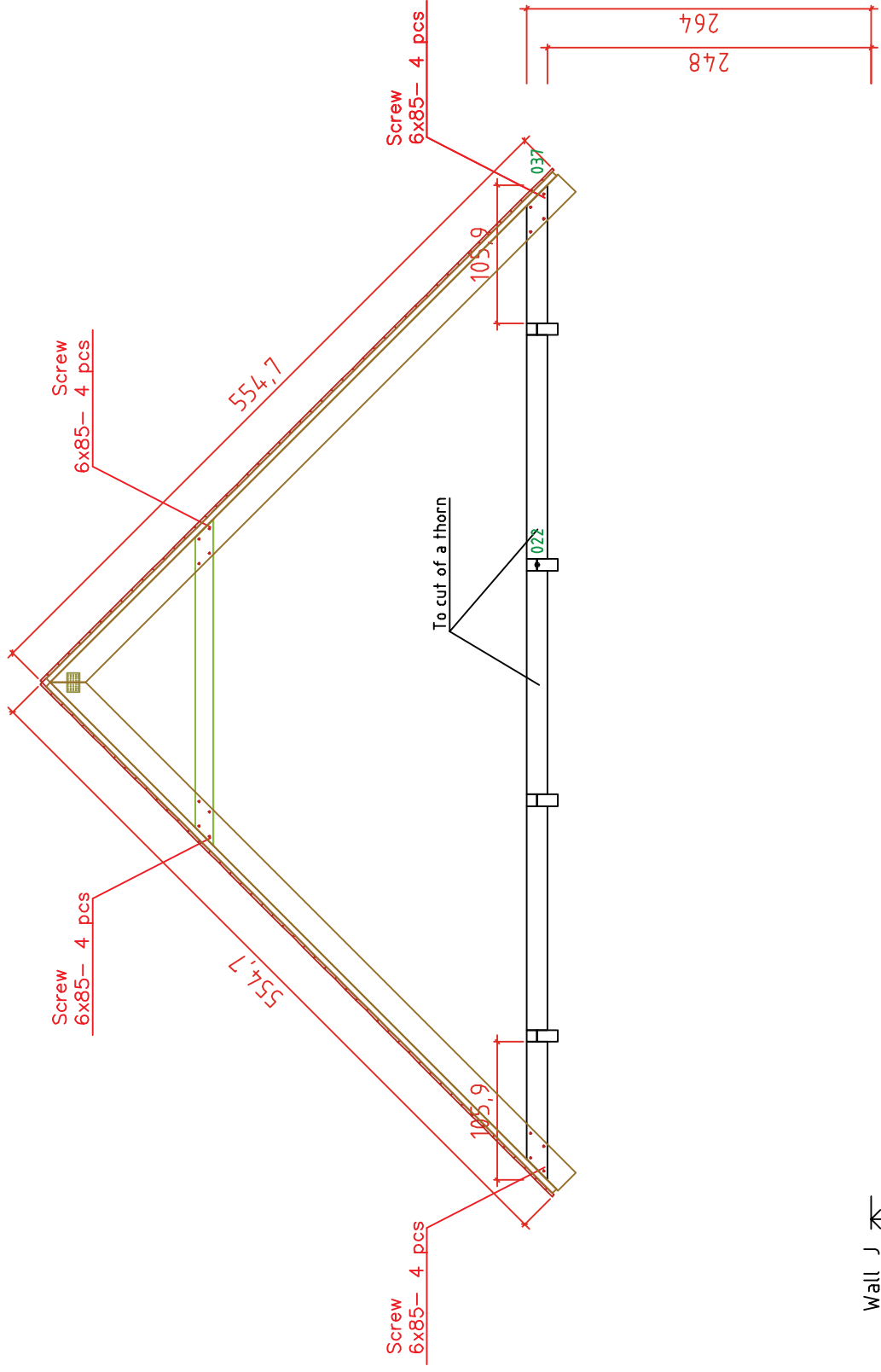
Code	Page 9	20.04.11.
Drawing WALL H	Scale 1:50	
ASTEL AS	File Anders.dwg	



wall I ↗



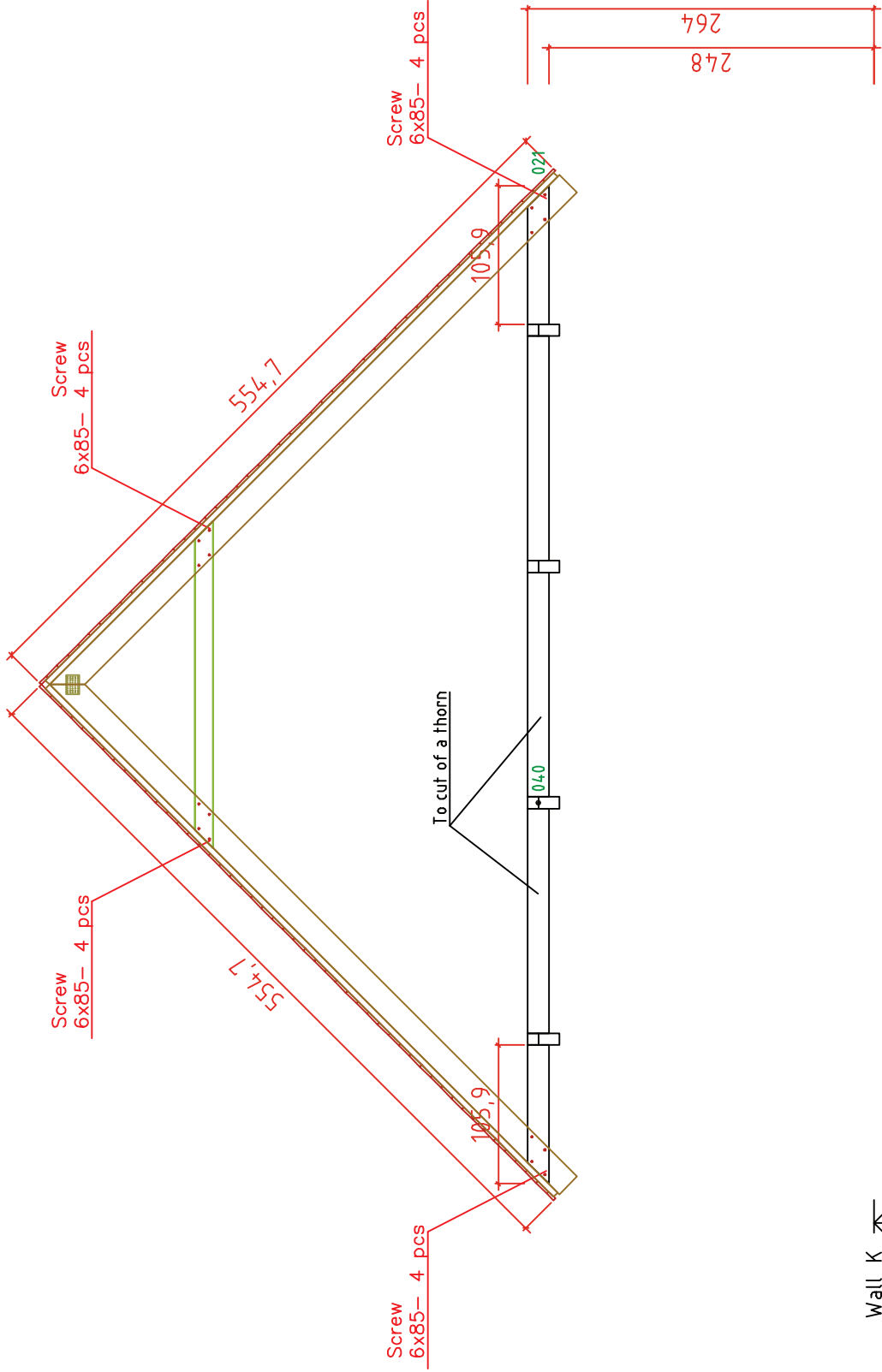
Code	Page 10	20.04.11.
Drawing WALL I	Scale 1:50	
ASTEL AS	File Anders.dwg	



Wall J



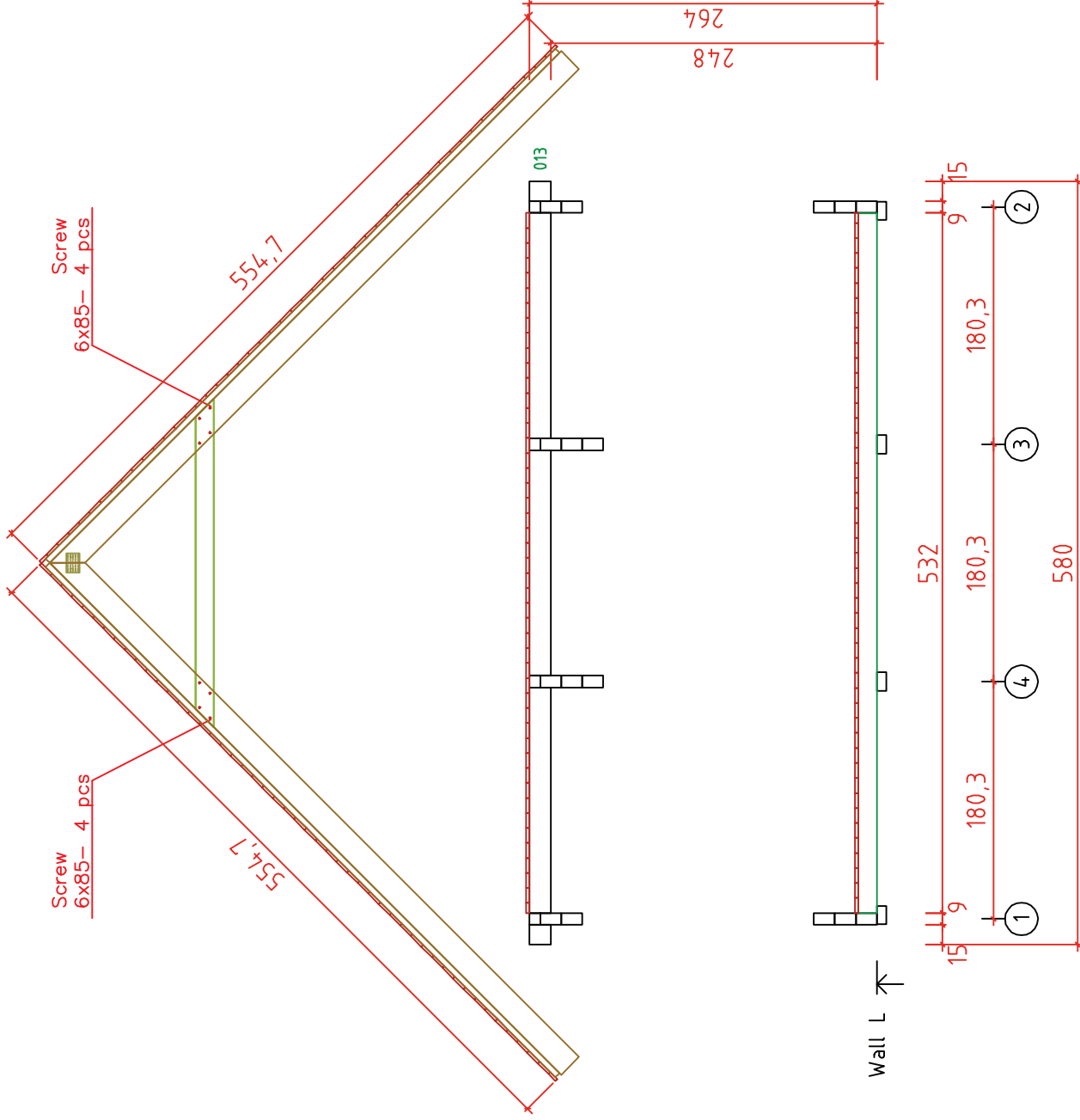
Code	Page 11	20.04.11.
Drawing WALL J	Scale 1:50	
ASTEL AS	File Anders.dwg	



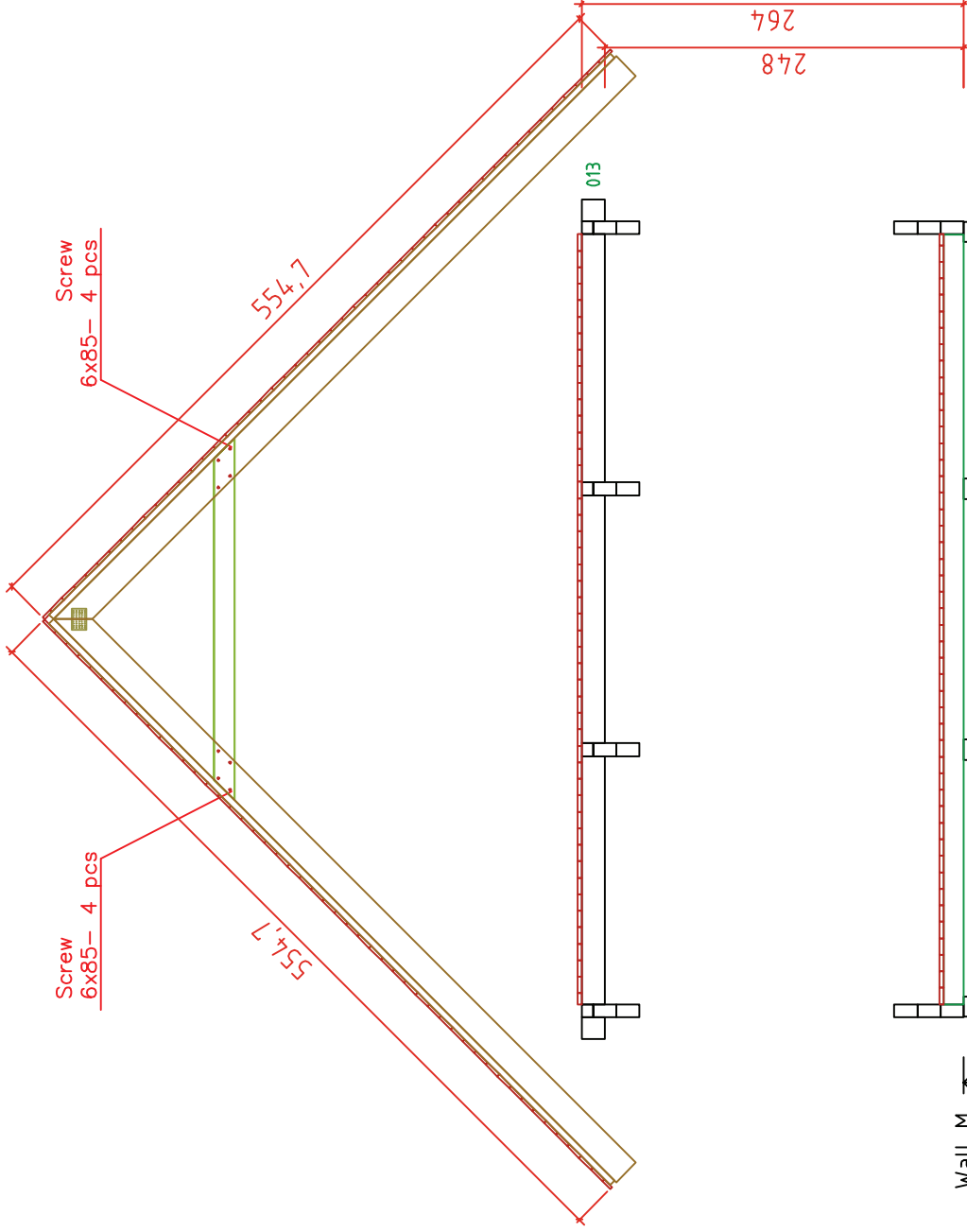
Wall K ↑



Code	Page 12	20.04.11.
Drawing WALL K	Scale 1:50	
ASTEL AS	File Anders.dwg	



Code	Page 13	20.04.11.
Drawing WALL L	Scale 1:50	
ASTEL AS	File Anders.dwg	



Code

Page 14

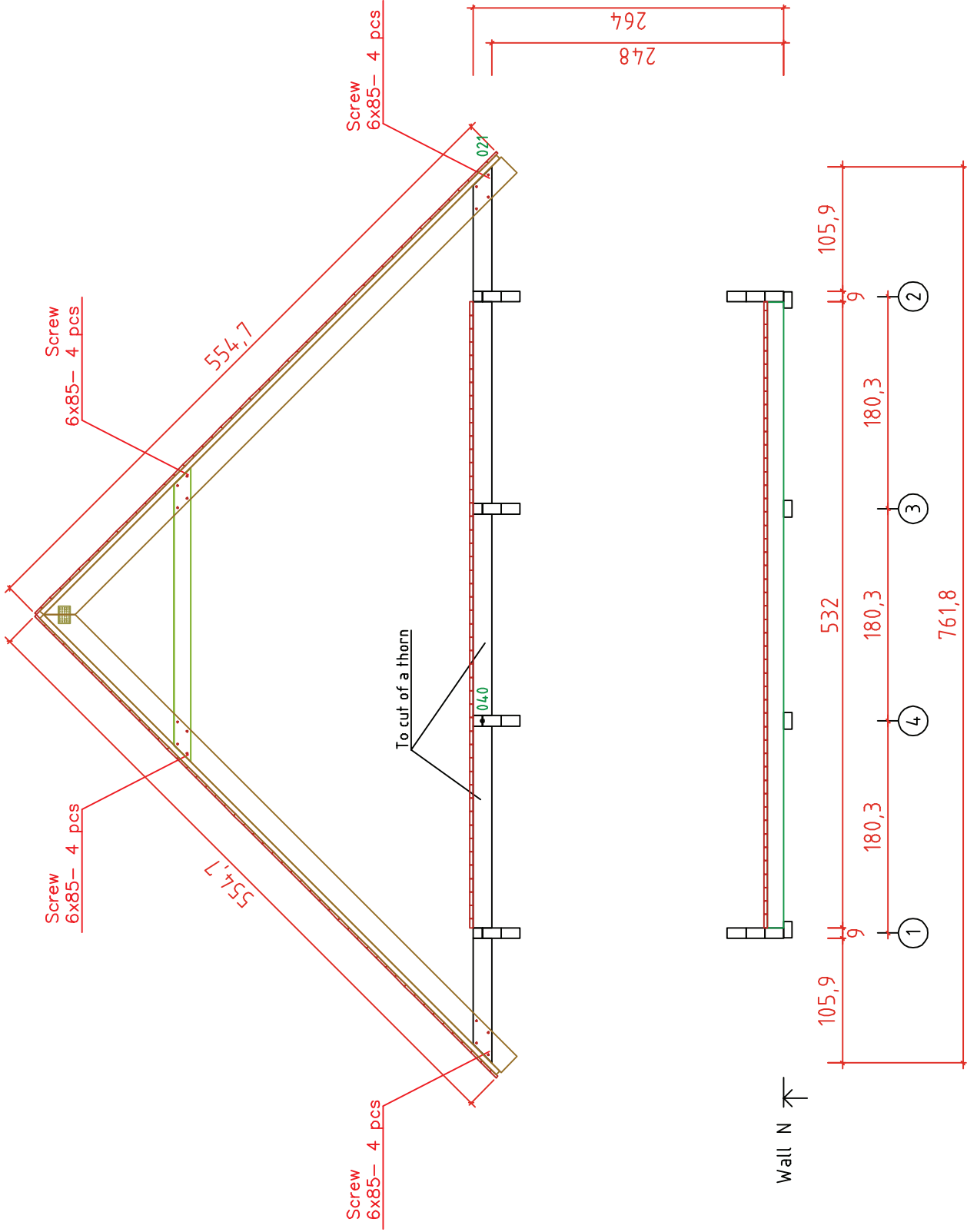
20.04.11.

Drawing WALL M

Scale 1:50

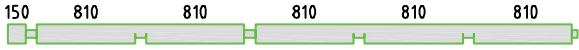

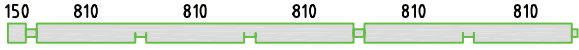

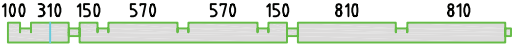










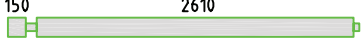









ASTEL AS

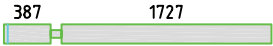
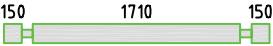



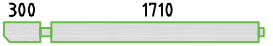
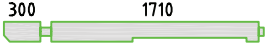


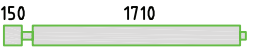

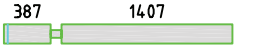

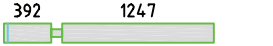











File Anders.dwg




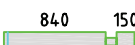

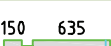

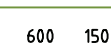












































Code	Page 15	20.04.11.
Drawing WALL N	Scale 1:50	
ASTEL AS	File Anders.dwg	




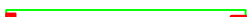







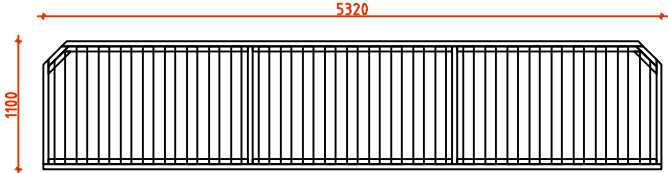
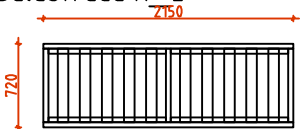
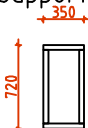
N	Drawing	Pc.	Profiil (mm)	Length (mm)
001		2	90x160	6845
002		1	90x160	6690
003		1	90x160	6690
004		1	90x160	6645
005		2	90x160	6645
006		1	90x160	6645
007		1	90x160	6640
008		2	90x80	5910
009		14	90x160	5800
010		1	90x160	5800
011		2	90x80	5800
012		1	90x160	5800
013		3	90x160	5800
014		1	90x160	5800
015		1	90x80	5800
016		1	90x160	5348
017		1	90x160	5045
018		1	90x160	5045
019		1	90x160	5028
020		6	90x160	4840
021		3	90x160	4711
022		4	90x160	4710
023		2	90x160	4710
024		3	90x160	4710
025		7	90x160	4695


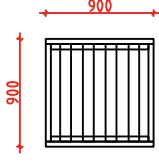
N	Drawing	Pc.	Profiil (mm)	Length (mm)	
026		1	90x160	4695	
027		1	90x160	4695	
028		1	90x160	4695	
029		1	90x160	4695	
030		1	90x160	4145	
031		1	90x160	4145	
032		15	90x160	3997	
033		1	90x80	3997	
034		2	90x160	3795	
035		3	90x160	3795	
036		4	90x160	3130	
037		2	90x160	2907	
038		1	90x160	2907	
039		2	90x160	2907	
040		7	90x160	2907	
041		2	90x160	2895	
042		6	90x160	2830	
043		2	90x160	2788	
044		1	90x160	2640	
045		12	90x160	2585	
046		2	90x160	2468	
047		2	90x160	2430	
048		14	90x160	2430	
049		2	90x160	2345	
050		1	90x160	2297	
Kood		Materjal		File Anders.dwg	Leht 2/10
























N	Drawing	Pc.	Profiil (mm)	Length (mm)	
051		2	90x160	2204	
052		1	90x160	2190	
053		2	90x80	2150	
054		2	90x80	2150	
055		2	90x160	2148	
056		3	90x160	2145	
057		1	90x160	2145	
058		2	90x160	2044	
059		2	90x160	1995	
060		6	90x160	1995	
061		2	90x160	1889	
062		2	90x160	1884	
063		2	90x160	1828	
064		2	90x160	1729	
065		2	90x160	1724	
066		2	90x160	1569	
067		2	90x160	1564	
068		2	90x160	1508	
069		2	90x160	1409	
070		2	90x160	1404	
071		6	90x160	1325	
072		2	90x160	1249	
073		2	90x160	1244	
074		2	90x160	1188	
075		26	90x160	1100	
Kood		Materjal		File Anders.dwg	Leht 3/10

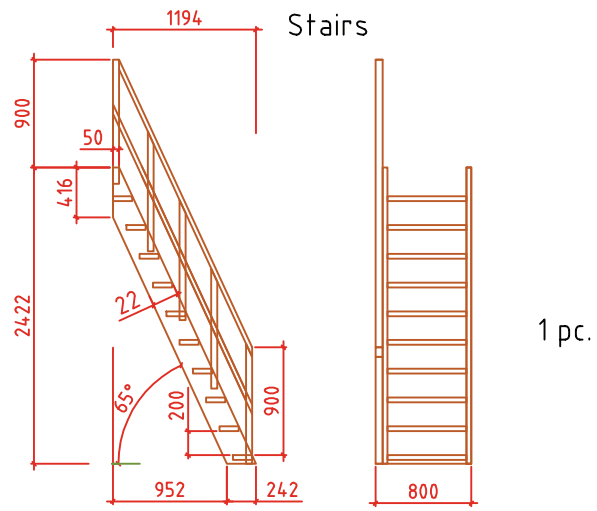
N	Drawing	Pc.	Profiil (mm)	Length (mm)
076		2	90x160	1090
077		2	90x160	1089
078		2	90x160	1084
079		6	90x160	1080
080		13	90x160	910
081		6	90x160	875
082		2	90x160	868
083		15	90x160	840
084		1	90x80	840
085		10	90x160	832
086		13	90x160	790
087		9	90x160	688
088		9	90x160	668
089		2	90x160	548
090		2	90x160	540
091		10	90x160	450
092		10	90x160	450
093		10	90x160	412
094		82	90x160	390
095		4	90x80	390
096		45	90x160	390
097		2	90x80	390
098		3	90x160	390
099		2	90x160	390
100		4	90x80	350

N	Drawing	Pc.	Profiil (mm)	Length (mm)
101		13	90x160	340
102		2	90x160	228
103		2	90x20	750
104		2	90x30	750
105		1	90x30	940
GF4	Ground frame 	2	140x70	4450
GF6	Ground frame 	2	140x70	4410
GF3	Ground frame 	2	140x70	3550
GF7	Ground frame 	2	140x70	1705
GF5	Ground frame 	2	140x70	1705
GF1	Ground frame 	2	90x70	5490
GF2	Ground frame 	2	90x70	5210
R-11	RAFTER-1 	28	45x190	5500
Cb1	Collar beams 	18	45x140	2498
FJ3	FLOOR JOIST 	6	45x190	5320
FJ2	FLOOR JOIST 	6	45x190	1713
FJ1	FLOOR JOIST 	12	45x190	1713
FJ6	FLOOR JOIST 	3	45x140	5320
FJ5	FLOOR JOIST 	1	45x140	1713
FJ4	FLOOR JOIST 	2	45x140	1713
1	Board for insulation 	24	19x120	855
2	Board for insulation 	4	19x120	720
2	Batten for black floor 	6	28x28	4410
1	Batten for black floor 	6	28x28	1705
1	Batten for floor board first floor 	5	45x45	1713

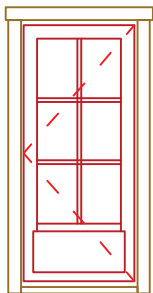
N	Drawing	Pc.	Profiil (mm)	Length (mm)
1	Batten for ceiling 	4	45x45	1713
61	Remote lath-1 	12	45x45	5500
61	Fixing slat for roof undercovering 	16	90x45	5500
2	Supporting post 	2	120x120	2060
1	Supporting post 	2	120x120	1660
T.5	Tender for door and window 	10	19x90	2000
T.3	Tender for door and window 	8	19x90	1520
T.2	Tender for door and window 	8	19x90	880
T.6	Tender for door and window 	10	19x25	2000
T.4	Tender for door and window 	8	19x25	1520
T.1	Tender for door and window 	8	19x25	880
	Balustrade 	1	90x1100	5320
	Balustrade R_L 	2	90x720	2150
	Support for rafter 	2	90x720	350

N	Drawing	Pc.	Profiil (mm)	Length (mm)
	<p>Balustrade for stairs</p> 	1	90x900	1653
	<p>Balustrade for stairs</p> 	1	90x900	900
	Inside floor ground floor	9 12	114x28 88x28	4455
	Inside floor ground floor	47 61	114x28 88x28	4405
	Inside floor ground floor	9 12	114x28 88x28	1755
	Inside floor ground floor	36 47	114x28 88x28	1705
	Inside floor first floor	16 21	114x28 88x28	4500
	Inside floor first floor	32 42	114x28 88x28	4455
	Inside floor first floor	32 42	114x28 88x28	1755
	Terrace board	43	114x28	1800
	Terrace board	4	114x28	1710
	Balcony board	47	114x28	1800
	Black floor	68	90x19	1653
	Black floor	136	90x19	1623
	Remote lath	10	45x70	3623
	Remote lath	5	45x70	3488
	Remote lath	5	45x70	3488
	Roof board	49 64	114x19 88x19	4980
	Roof board	49 64	114x19 88x19	4210
	Roof board	49 64	114x19 88x19	3605
Kood	Materjal	File	Anders.dwg	Leht 7/10

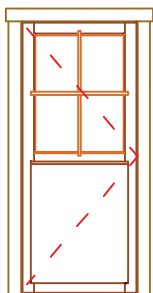
N	Drawing		Pc.	Profiil (mm)	Length (mm)
	Roof board		49 64	114x19 88x19	3175
	Roof board		49 64	114x19 88x19	2410
	Ceiling board 8.8x1.2 STVO		11	88x12	3440
	Ceiling board 8.8x1.2 STVO		11	88x12	2770
	Ceiling board 8.8x1.2 STVO		11	88x12	2540
	Ceiling board 8.8x1.2 STVO		142	88x12	2515
	Ceiling board 8.8x1.2 STVO		11	88x12	1865
	Ceiling board 8.8x1.2 STVO		11	88x12	1800
	CEILING for sauna		40	88x12	1705
	Baseboard 19x35			19x35	127.94
	Roof decor 1.9x12		2	19x120	2355
	Roof decor 1.9x12		2	19x120	3120
	Roof decor 1.9x12		2	19x120	3605
	Roof decor 1.9x12		2	19x120	4157
	Roof decor 1.9x12		2	19x120	4923
	Roof decor 1.9x12		8	19x120	5747
	Fixing corner 90x90x65		80		
	Fixing plate 100x150		28		
	SUPPORT M20		4		
		M10x 3650	4 ps.		
		M10x 3330	4 ps.		
		M10x 610	8 ps.		
		M10x 530	2 ps.		
		M10x 450	4 ps.		
		M12	22 ps.		
		M12	x22 ps.		
		M12	8 ps.		
Kood	Materjal	File Anders.dwg	Leht	8/10	



External doors

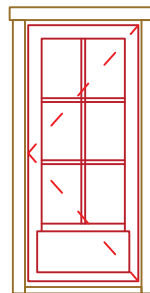


890x2030
1 pcs/ 1-R



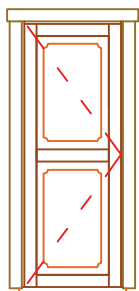
890x2030
1 pcs/ 1-L

External doors
(for balcone. Open in inside)



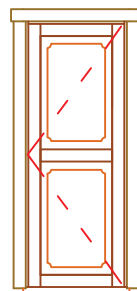
890x2030
1 pc/ 1-R

Inside doors



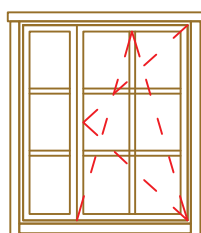
700x2000
1 pc/ 1-L

Inside doors

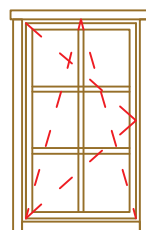


700x2000
1 pc/ 1-R

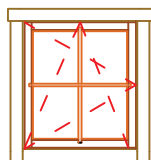
Windows



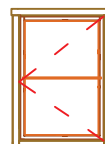
1280x1530
3 pcs/ 3-R



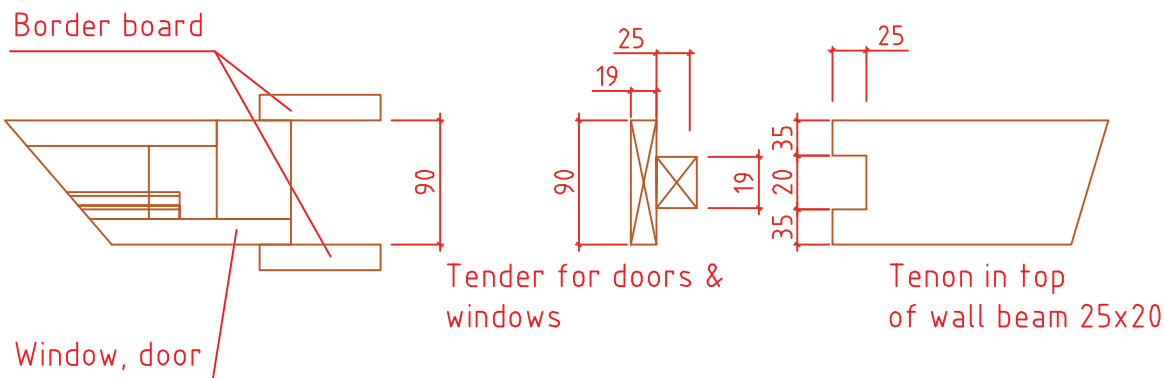
880x1530
1 pc/ 1-L

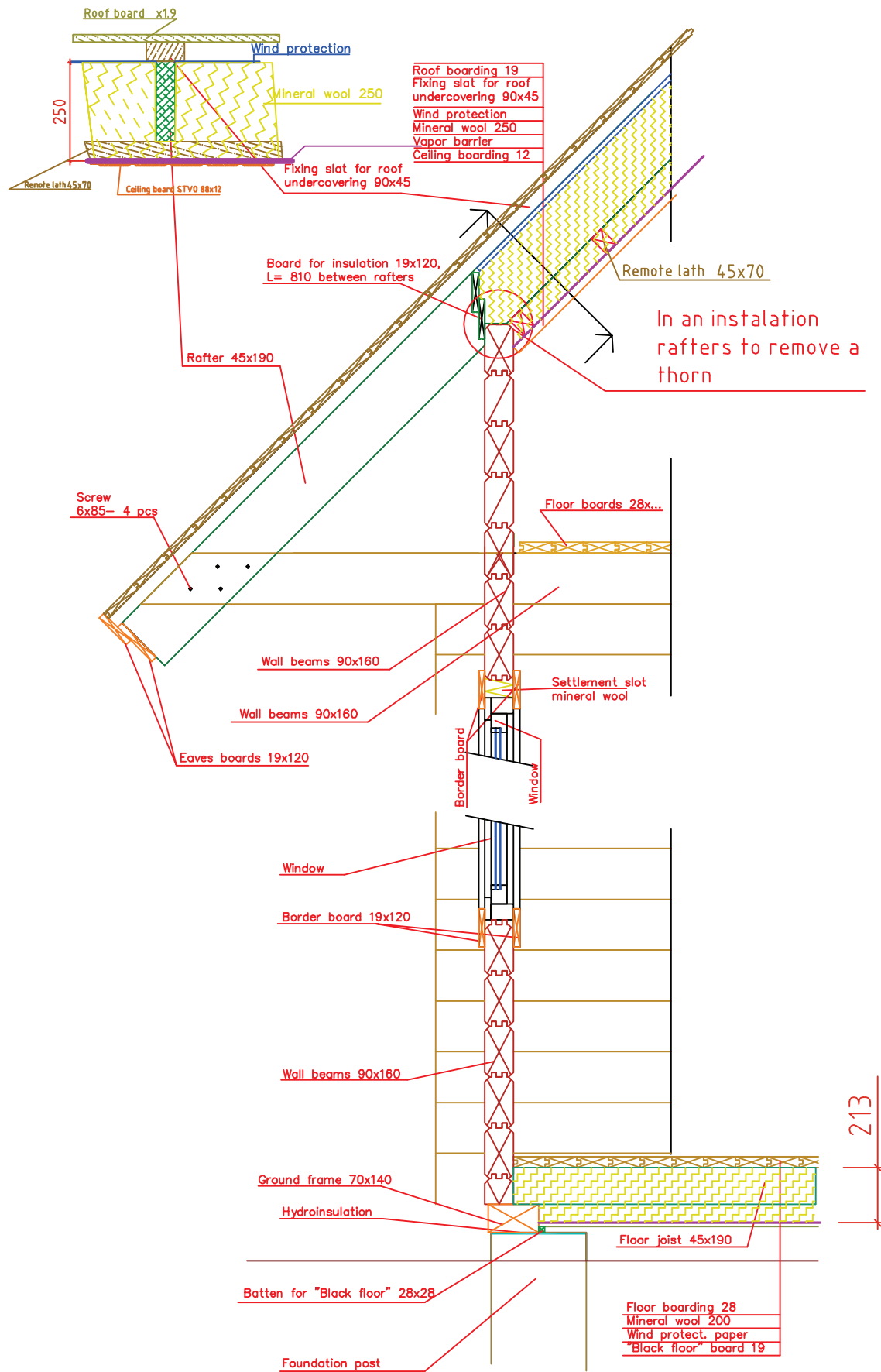


3 pcs/ -3L
880x880



580x880
1 pc/ 1-R





Code	Page 21	20.04.11.
Drawing Design	Scale 1:50	
ASTEL AS	File Anders.dwg	