

Date rev. Description

House P6546-44 Jack 30m2

Sheet 1

Drawing 3D

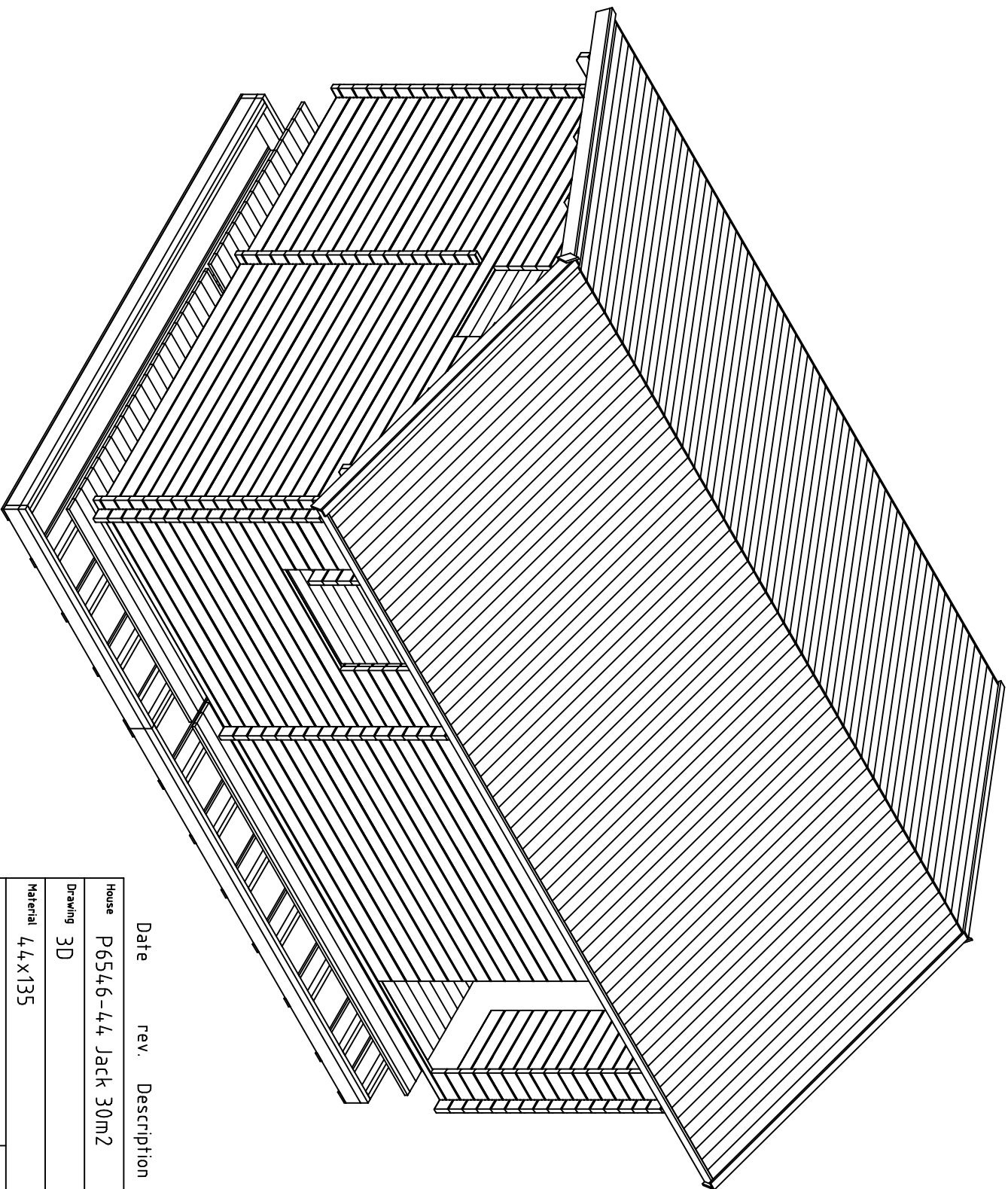
Scale

Material 44x135

Date 22.01.2020

Drawer RP

File P6546-44 Jack 30m2 3D.dwg



Date rev. Description

House P6546-44 Jack 30m2

Sheet 2

Drawing 3D

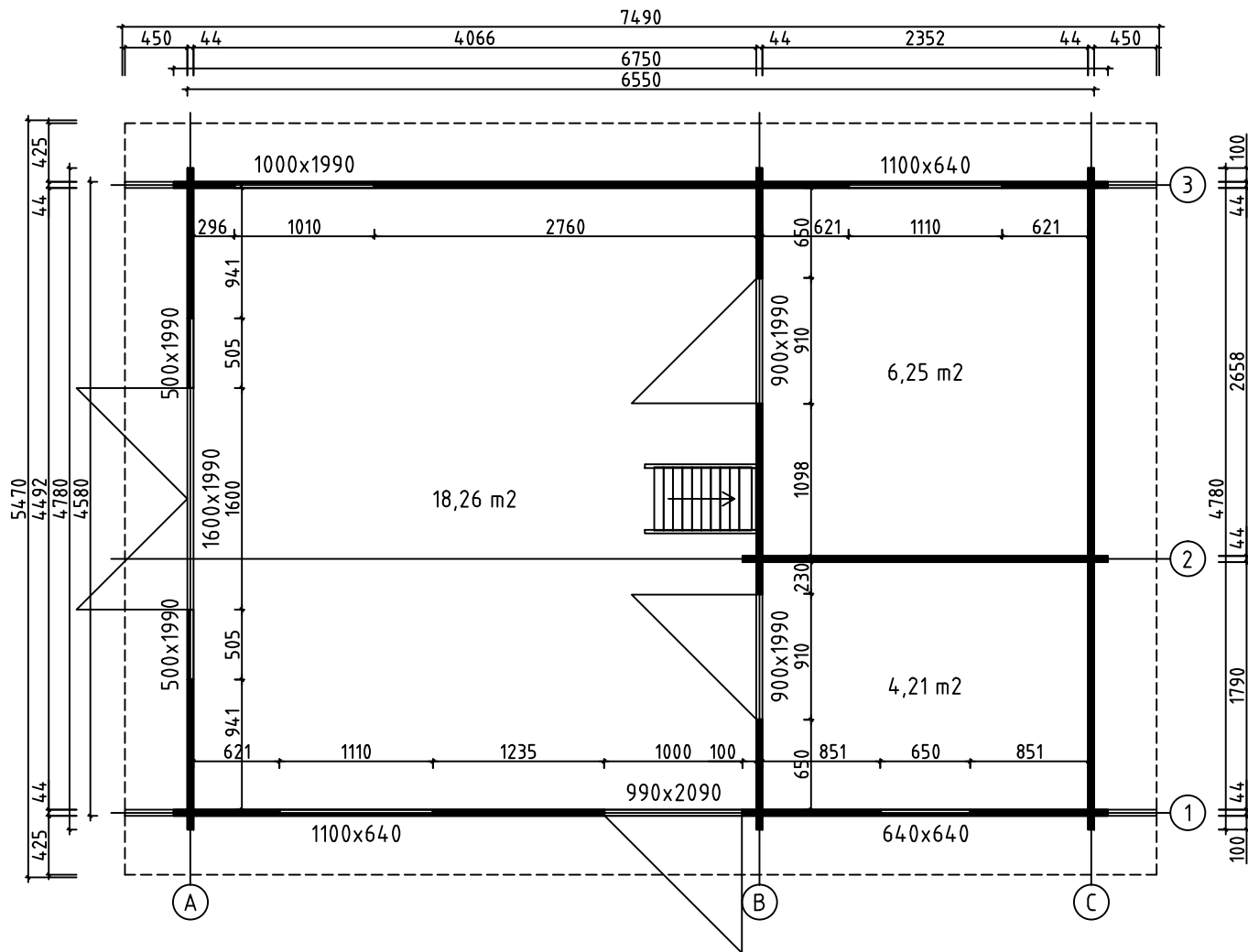
Scale

Material 44x135

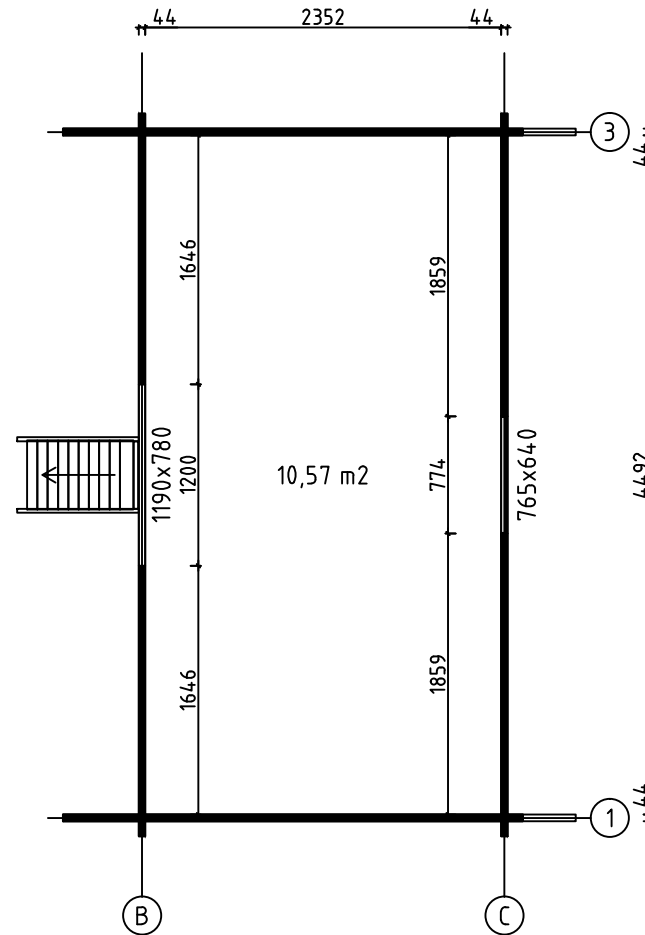
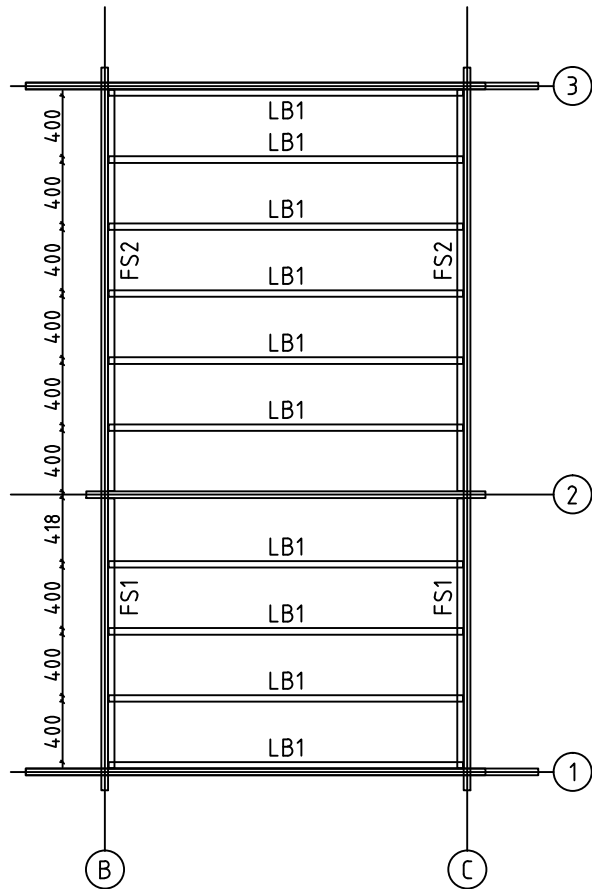
Date 22.01.2020

Drawer RP

File P6546-44 Jack 30m2 3D.dwg




House	P6546-44 Jack 30m2	Sheet	3
Drawing	PLAN-SUUNNITELMA-PLANEN	Scale	1:50
Material	44x135	Date	22.01.2020
Drawer	RP	File	P6546-44 Jack 30m2.dwg




LOFT FLOOR BEAMS - PARVIA LATTIAPALKIT - LOFT GOLVBJÄLKAR

House	P6546-44 Jack 30m2	Sheet	4
Drawing	LOFT FLOOR - PARVIA LATTIA - LOFT GOLV	Scale	1:50
Material	43x43, 43x140 70x135	Date	22.01.2020
Drawer	RP	File	P6546-44 Jack 30m2.dwg

F1




F2



F2

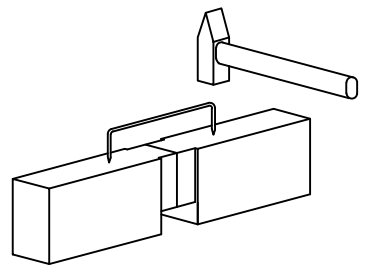
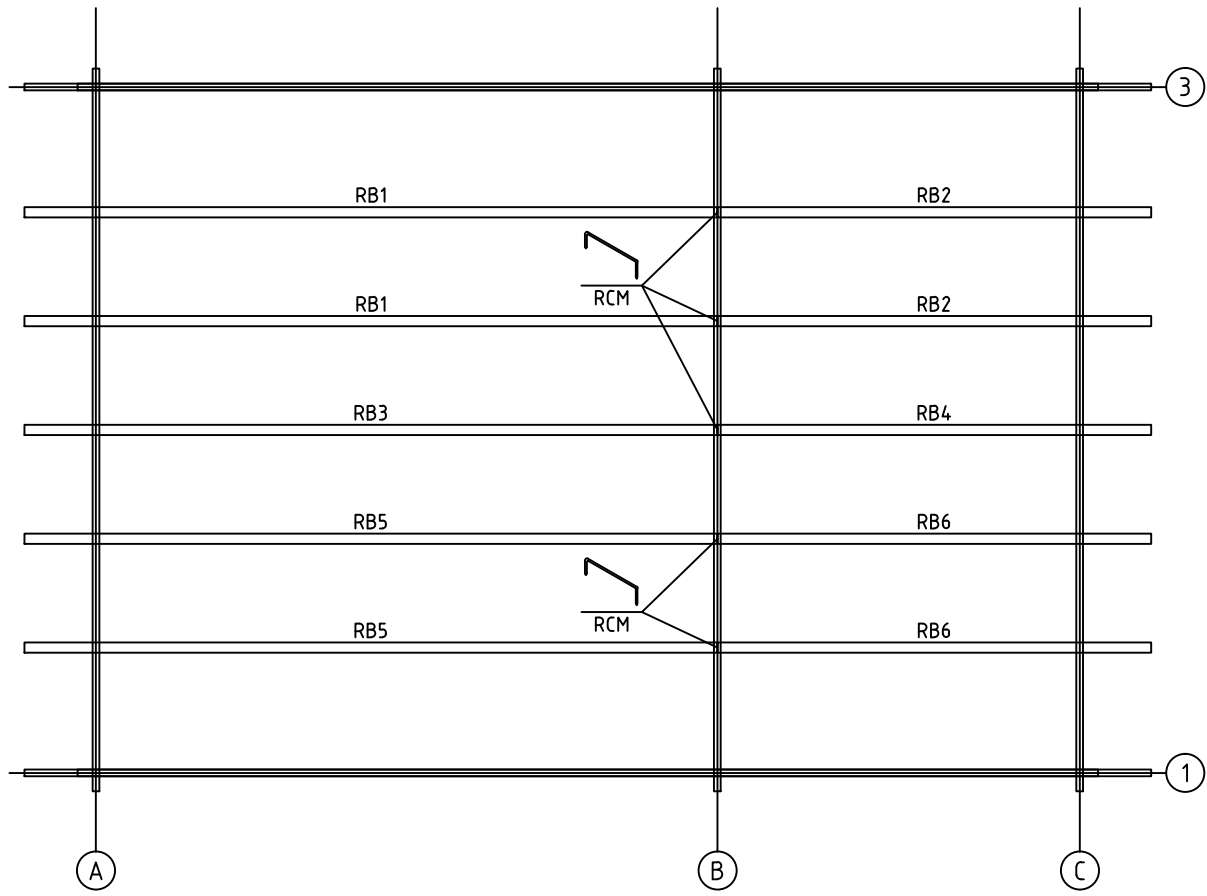
FLOORBOARD-LATTIALAUTA-GOLVBRÄDE

L1

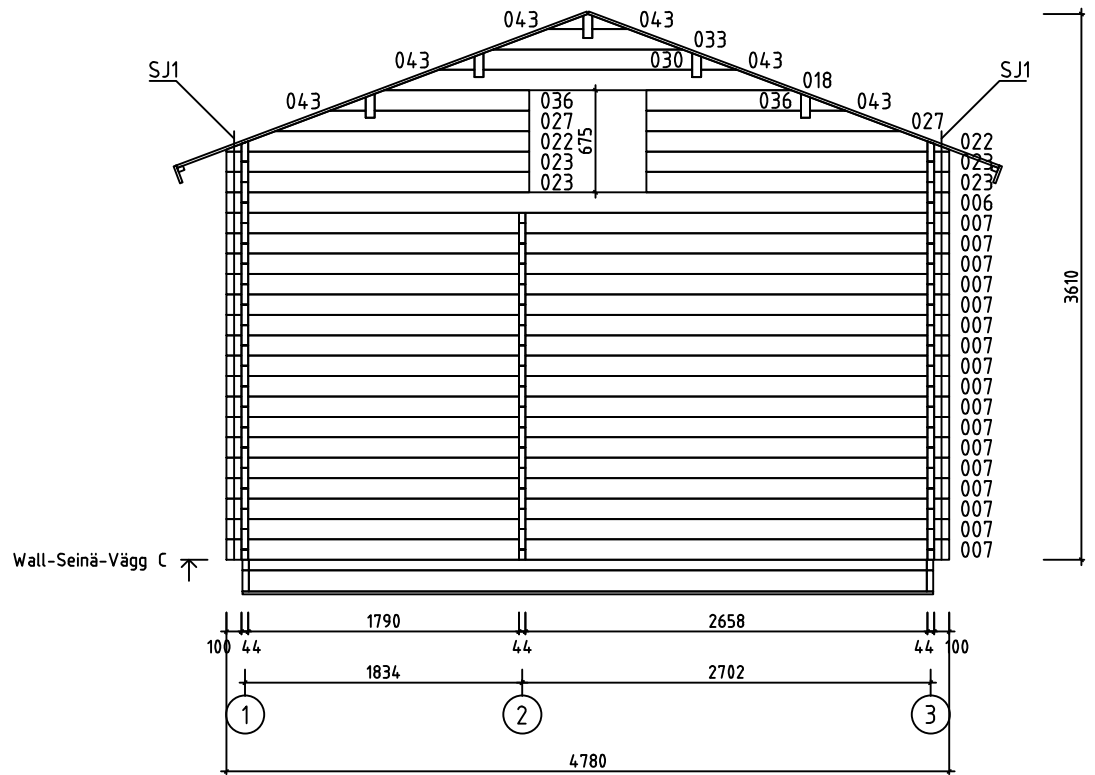


LOFT FLOORBOARD - PARVIA LATTIALATTIA - LOFT GOLVBRÄDE

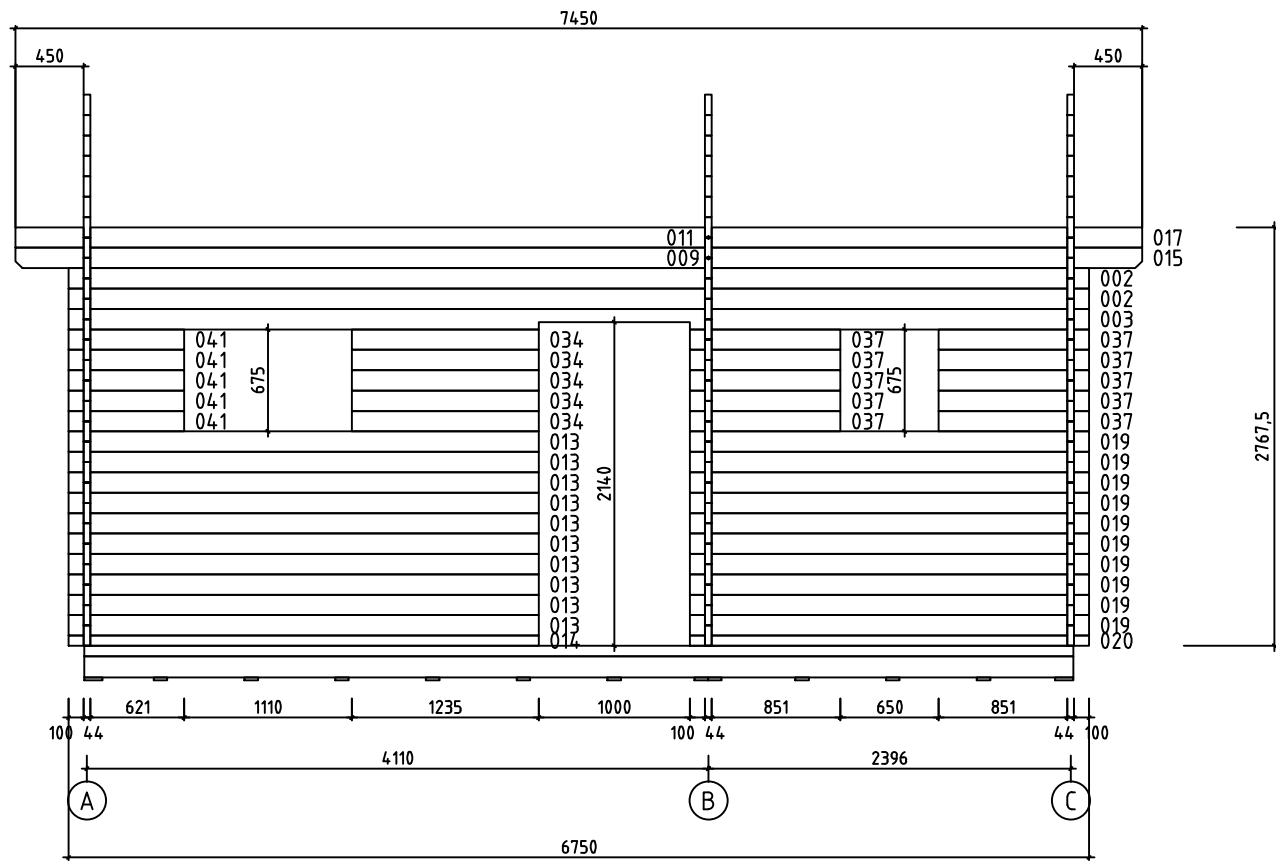
House	P6546-44 Jack 30m2	Sheet	6
Drawing	FLOORBOARD-LATTIALAUTA-GOLVBRÄDE	Scale	1:50
Material	28x114, 18x114	Date	22.01.2020
Drawer	RP	File	P6546-44 Jack 30m2.dwg



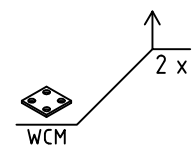
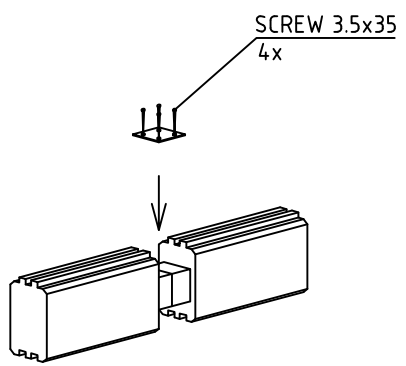
House	P6546-44 Jack 30m2	Sheet	7
Drawing	PURLINS-KATTO-ORRET-TAKÅSAR	Scale	1:50
Material	68x190	Date	22.01.2020
Drawer	RP	File	P6546-44 Jack 30m2.dwg



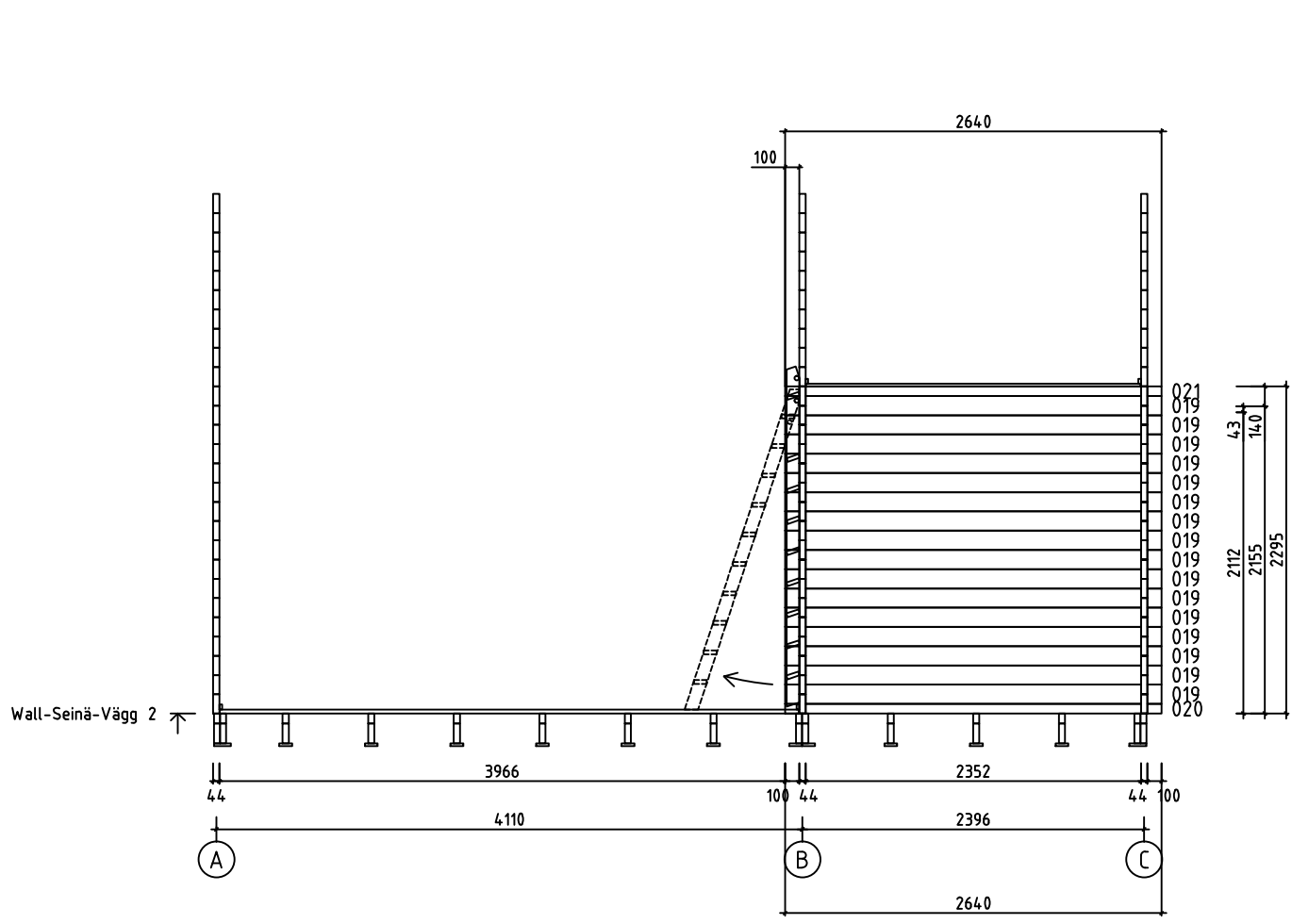
House	P6546-44 Jack 30m2	Sheet	10
Drawing	WALL-SEINÄ-VÄGG C	Scale	1:50
Material	44x135	Date	22.01.2020
Drawer	RP	File	P6546-44 Jack 30m2.dwg



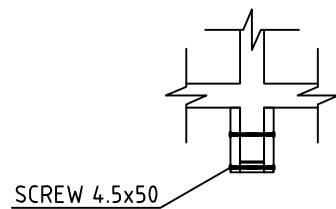
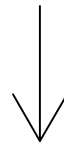
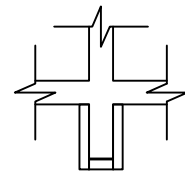
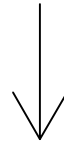
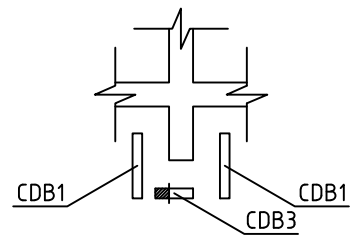
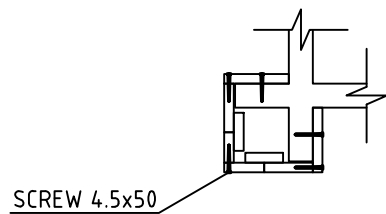
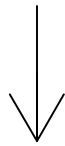
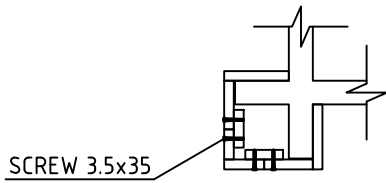
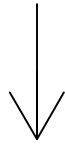
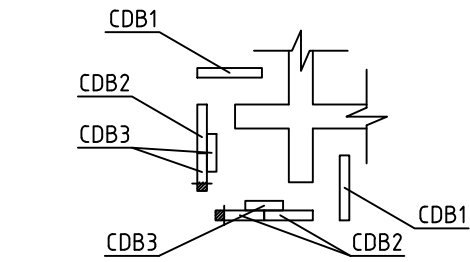
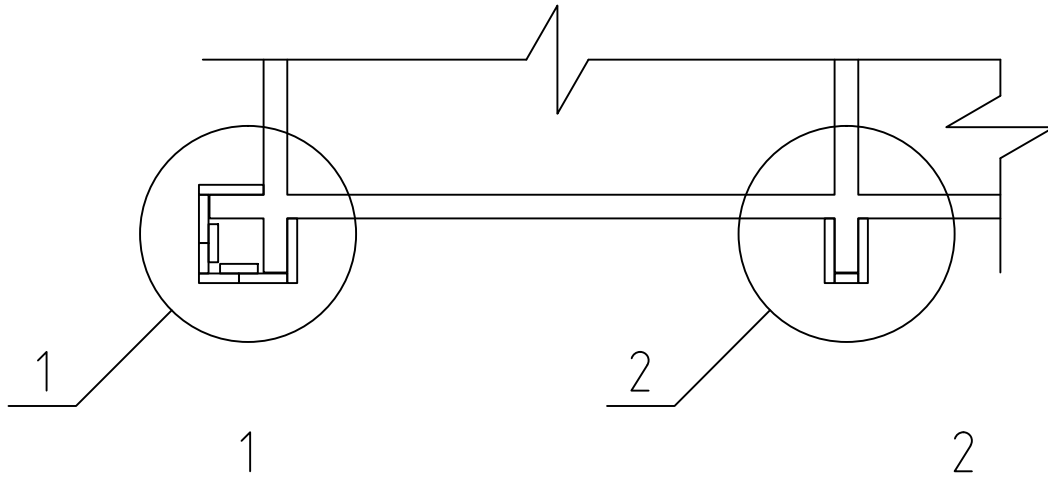
Wall-Seinä-Vägg 1 ↗



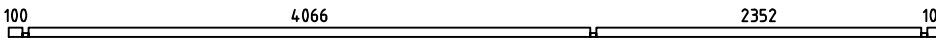













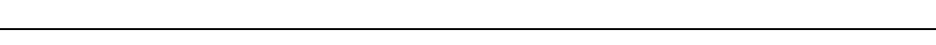










House	P6546-44 Jack 30m2	Sheet	11
Drawing	WALL-SEINÄ-VÄGG 1	Scale	1:50
Material	44x135	Date	22.01.2020
Drawer	RP	File	P6546-44 Jack 30m2.dwg

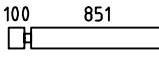
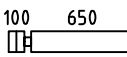


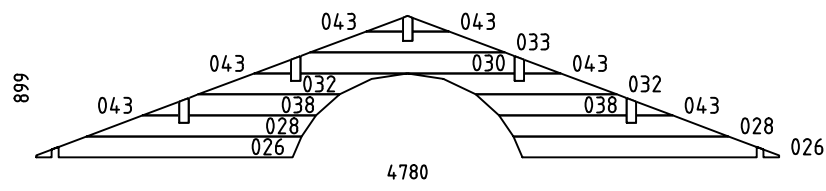
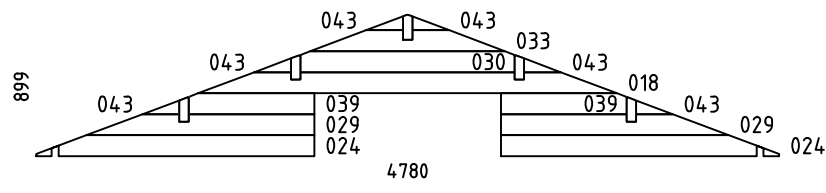
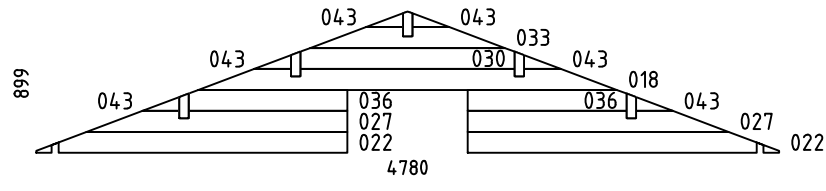

















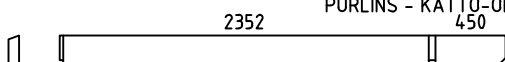
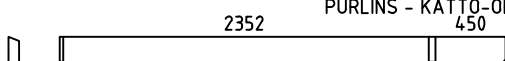
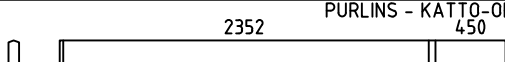





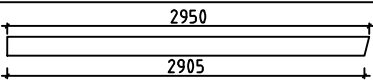














House	P6546-44 Jack 30m2	Sheet	12
Drawing	WALL-SEINÄ-VÄGG 2	Scale	1:50
Material	44x135	Date	22.01.2020
Drawer	RP	File	P6546-44 Jack 30m2.dwg








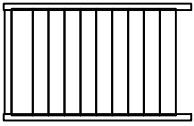
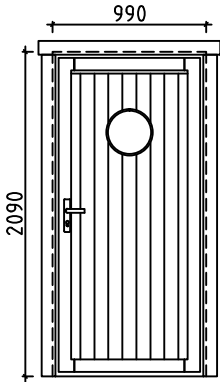




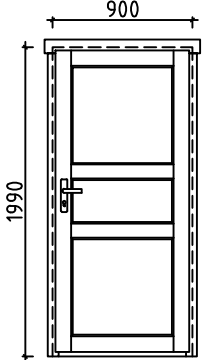





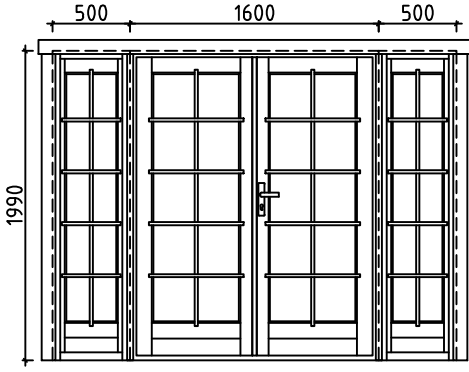
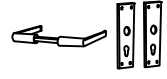




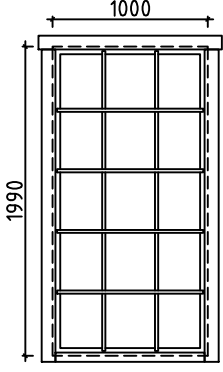

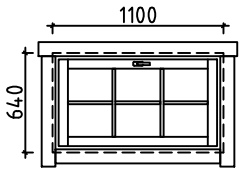



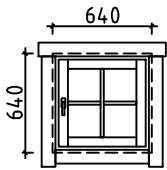



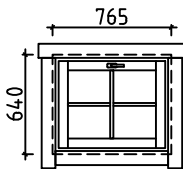



House	P6546-44 Jack 30m2	Sheet	14
Drawing	CORNER DECORATION - HÖRN DEKORATION	Scale	1:50
Material	18x120, 18x90, 18x70	Date	22.01.2020
Drawer	RP	File	P6546-44 Jack 30m2.dwg

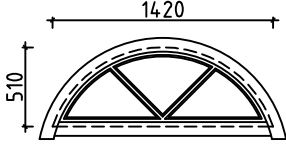
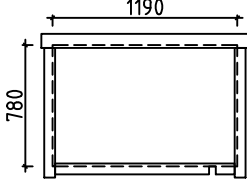
Pos	P6546-44 Jack 30m2	Pcs. St.	Profil(e) (mm)	L (mm)
001		1	44x68	6750
002		5	44x135	6750
003		1	44x135	6750
004	SPARE BEAM - VARALLAPALKI - RESERVDEL 	1	44x135	6750
005		10	44x135	5300
006		6	44x135	4780
007		18	44x135	4780
008		PM 1	44x135	4780
009		2	44x135	4582
010		1	44x135	4582
011		1	44x135	4582
012		5	44x135	3425
013		10	44x135	3110
014		1	44x68	3110
015		2	44x135	2868
016		1	44x135	2868
017		1	44x135	2868
019		26	44x135	2640
020		2	44x68	2640
021		1	44x68	2640
023		4	44x135	2003
025		6	44x135	1790
031		15	44x135	1372
034		5	44x135	1235
035		30	44x135	1085


Pos	P6546-44 Jack 30m2	Pcs. St.	Profil(e) (mm)	L (mm)		
037		10	44x135	995		
040		30	44x135	794		
041		10	44x135	765		
042		15	44x135	440		
WA-1		1	44x899	4780		
WB-1		1	44x899	4780		
WC-1		1	44x899	4780		
HB	HIT BLOCK-ASENNUSPALKI-SLAG BRÄDA 	2	44x135	300		
LB1	LOFT FLOOR BEAMS-PARVIAPALKIT-LOFTBJÄLKAR 	10	43x140	2345		
FB1	FLOORBEAMS - LATTIAPALKIT - GOLVBJÄLKAR 	15	43x140	4484		
FB3	FLOORBEAMS - LATTIAPALKIT - GOLVBJÄLKAR 	2	43x140	4125		
FB5	FLOORBEAMS - LATTIAPALKIT - GOLVBJÄLKAR 	2	43x140	2415		
FB2	FLOORBEAMS - LATTIAPALKIT - GOLVBJÄLKAR 	15	43x70	4484		
FB4	FLOORBEAMS - LATTIAPALKIT - GOLVBJÄLKAR 	2	43x70	4125		
FB6	FLOORBEAMS - LATTIAPALKIT - GOLVBJÄLKAR 	2	43x70	2415		
BB1	COUNTERFLOOR HOLDING BOARDS - ROSSIPOHJAA KANNATTELEVAT LAUDAT - BRÄDER SOM HALLER TROSSBOTTEN  IMM	2	18x120	4570		
BB2	COUNTERFLOOR HOLDING BOARDS - ROSSIPOHJAA KANNATTELEVAT LAUDAT - BRÄDER SOM HALLER TROSSBOTTEN  IMM	11	18x90	4570		
FS2	SLEEPING FLOOR SUPPORTING SLAT - PARVIALATTIA TUKILISTA - LOFTGOLVLIST 	2	43x43	2655		
FS1	SLEEPING FLOOR SUPPORTING SLAT - PARVIALATTIA TUKILISTA - LOFTGOLVLIST 	2	43x43	1785		
House	P6546-44 Jack 30m2	Material	File	P6546-44 Jack 30m2.dwg	Sheet	16

Pos	P6546-44 Jack 30m2			Pcs. St.	Profil(e) (mm)	L (mm)
RB5		PURLINS - KATTO-ORRET - TAKASAR 4066		2	68x190	4582
RB1		PURLINS - KATTO-ORRET - TAKASAR 4066		2	68x190	4582
RB3		PURLINS - KATTO-ORRET - TAKASAR 4066		1	68x190	4582
RB6		PURLINS - KATTO-ORRET - TAKASAR 450		2	68x190	2868
RB2		PURLINS - KATTO-ORRET - TAKASAR 450		2	68x190	2868
RB4		PURLINS - KATTO-ORRET - TAKASAR 450		1	68x190	2868
F1	FLOORBOARD - LATTIALAUTA - GOLVBRÄDE		114 or-tai-eller 88	40+1 52+1	28x114 28x88	4060
F2	FLOORBOARD - LATTIALAUTA - GOLVBRÄDE		114 or-tai-eller 88	40+1 52+1	28x114 28x88	2345
L1	LOFT BOARD - PARVIALATTIA - LOFTGOLV		114 or-tai-eller 88	21+1 28+1	18x114 18x88	4485
R1	ROOFBOARD - KATTOLAUTA - TAKBRÄDE		114 or-tai-eller 88	132+2 172+2	18x114 18x88	2900
FF1	SKIRTING SLAT - LATTIALISTA - GOLVLIST				18x35	49m
GB1	GABLE BOARD - KAAPELILAUTA - GAVELBRÄDA			4	18x120	2950
GS1	BOARD MATCHING WITH GABLE BOARD - KAAPELILAUTA VASTAVA LAUTA - BRÄDA OVANPÅ GAVELBRÄDA			4	18x70	2950
EB1	EAVE BOARD - RÄYSTÄSLAUTA - TAKFOTBRÄDE			4	18x120	3725
ES1	EAVE SLAT - RÄYSTÄSLISTA - TAKFOTLIST			4	30x40	3725
DB1	DECORATIVE - KORISTE - PRYDNADS			2	18x90	200
CDB1	CORNER DECORATION BOARD - HÖRN DEKORATION BRÄDE			14	18x120	2790
CDB2	CORNER DECORATION BOARD - HÖRN DEKORATION BRÄDE			12	18x90	2790
CDB3	CORNER DECORATION BOARD - HÖRN DEKORATION BRÄDE			15	18x70	2790
CB1	COVERING BOARD - PEITELAUTA - HYLLBRÄDA			1	18x120	2900
SB1	SUPPORT BOARD - TUKILAUTA - KONSOL			2	28x85	80
SJ1	SCREW JOINT - KIERRETANKO - GÄNGSTAPP			6	M10	2750
RCM	ROOFBEAMS CONNECTING METAL - METALL FÖR SAMMANFOGNING AV TAKASAR - KATTO-ORRE YHTEENLITYSMETALLT			5	∅6.0	200
WCM	WALLBEAMS CONNECTING METAL - METALLPLATTA FÖR SAMMANFOGNING AV VÄGGEN BALKAR - SEINÄPALKKEJA METALLISET YHTEENLIITYMISLAATAT			4	25	25
	NUT-MUTTERI-NÖT FOR-VARTEN-FÖR	SJ1		6	M10	
	NAILS-NAULAT-SPIKAR FOR-VARTEN-FÖR	FF1		110	∅2.0	40
House	P6546-44 Jack 30m2		Material	File	P6546-44 Jack 30m2.dwg	
					Sheet 17	

Pos	P6546-44 Jack 30m2		Pcs. St.	Profil(e) (mm)	L (mm)	
	NAILS-NAULAT-SPIKAR FOR-VARTEN-FÖR	F1, F2, L1, R1, BBI1, BBI2		1700	∅2.5	60
	SCREWS-RUUVIT-SKRUVAR FOR-VARTEN-FÖR	WCM, CDB3		100	∅3.5	35
	SCREWS-RUUVIT-SKRUVAR FOR-VARTEN-FÖR	GB1, GS1, EB1, ES1, DB1, CB, CDB1, CDB2		320	∅4.5	50
	SCREWS-RUUVIT-SKRUVAR FOR-VARTEN-FÖR	FS1, FS2, LB1, SB		50	∅4.5	70
	SCREWS-RUUVIT-SKRUVAR FOR-VARTEN-FÖR	001, 014, 020, 021 FB1, FB2, FB3, FB4, FB5, FB6		80	∅4.5	90
	SCREWS-RUUVIT-SKRUVAR FOR-VARTEN-FÖR	FB2, FB4, FB6		60	∅5.0	120
	SCREWS-RUUVIT-SKRUVAR FOR-VARTEN-FÖR	RB1, RB2, RB3, RB4, RB5, RB6		20	∅6.0	160
LD1	LADDER-TIKAPUUT-STEGE		1	500	2385	
D1	DOOR-OVI-DÖRR (right-oikea-höger) ORT_ST 	   	P 1 1 1 1	990	2090	
D2	DOOR-OVI-DÖRR (1x right-oikea-höger; 1x left-jäljellä-vänster) AST 	  	P+V 1+1 2 2	900	1990	
House	P6546-44 Jack 30m2	Material	File	P6546-44 Jack 30m2.dwg	Sheet 18	

Pos	P6546-44 Jack 30m2	Pcs. St.	Profil(e) (mm)	L (mm)
D3	DOOR-OVI-DÖRR (right-oikea-höger) ORT_ST	P 1	1600	1990
W1	WINDOW-IKKUNAN-FÖNSTER ORT_ST_K 	2	500	1990
		1		
		1		
		1		
		2		
		2		
W2	WINDOW-IKKUNAN-FÖNSTER ORT_ST_K 	1	1000	1990
		1		
W3	WINDOW-IKKUNAN-FÖNSTER ORT_ST_SU 	P 2	1100	640
		2		
		2		
		2		
W4	WINDOW-IKKUNAN-FÖNSTER (right-oikea-höger) ORT_ST 	P 1	640	640
		1		
		1		
		1		
W5	WINDOW-IKKUNAN-FÖNSTER ORT_ST_SU 	1	765	640
		1		
		1		
		1		
House	P6546-44 Jack 30m2	Material	File	P6546-44 Jack 30m2.dwg
			Sheet	19

Pos	P6546-44 Jack 30m2	Pcs. St.	Profil(e) (mm)	L (mm)
W6	WINDOW-IKKUNAN-FÖNSTER ORT_ST_K 	1	1420	510
FL1	FRAME AROUND LOFT ENTRANCE 	1	1190	780
House	P6546-44 Jack 30m2	Material	File	P6546-44 Jack 30m2.dwg
			Sheet	20

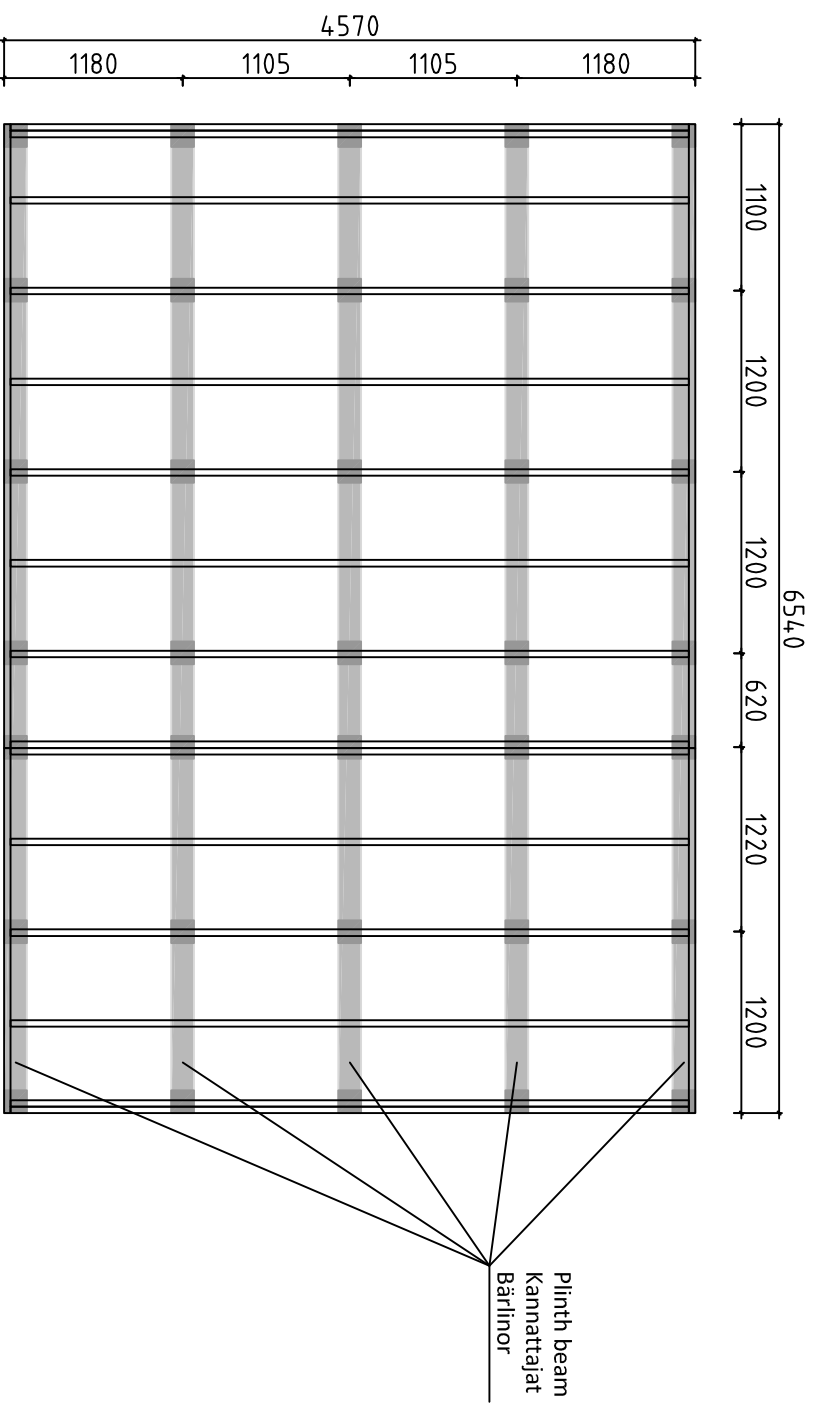


Detta är ett förslag för hur man kan placera plintarna (100-200 mm i diameter) för golvbjälklaget. Golvbjälkarna är med i byggsatsen, men inte plintarna. Använder man exempelvis 500-600mm långa murblock så kan man halvera antalet punkter. Lägg fuktskyddande papp mellan betong och trä

Tämä on ehdotus siitä, miten (100-200 mm läpimittaiset) jalat voidaan sijoittaa alapohjaa varten. Lattiapalkit ovat rakennussarjassa, mutta jalat ei ole. Kun käytetään esimerkiksi 500-600 mm pitkiä harkkoja, voidaan pisteiden määrä puoltaa. Aseta betoniin ja puun väliin kosteudelta suojava pahvi

A proposal for placing plinths (100-200 mm in diameter) for floor beams. Floor beams are provided in the kit but plinths are not included. For example, by using 500-600 mm long masonry units, one can reduce the number of points 50%. Place cardboard between the concrete and wood to protect from moisture

House	P6546-44 Jack 30m2	Sheet	21
Drawing	FOUNDATION PLAN - PLINTPLAN	Scale	1:50
Material		Date	22.01.2020
Drawer	RP	File	P6546-44_Jack 30m2_Foundation.dwg



Förslag på alternativ plintplan med bärlnor och plintar. Bärlnor 45x95 eller 45x120 och plintar ca 100-200 mm i diameter. (Bärlnor och plintar ingår ej i leveransen). Används exempelvis murblock, (ingår ej i leveransen) istället för plintar, kan man lägga bärlnorna platt mot dessa och på det sättet minska höjden på konstruktionen. I denna konstruktion kan man dessutom lägga en "boardskiva" mellan bärlnorna och golvbjälkarna och på det sättet bära upp bjälklagsisoleringen. Lagg fuktskyddande papp mellan betong och trä

Endotus valitoehtoista jalustasta kannattajilla ja jalloilla. Kannattajat 45x95 tai 45x120 ja jalat läpimitään n. 100-200 mm (kannattajat ja jalat ei ole toimituksessa). Käytettäessä esimerkiksi harkkoja (ei kuulu toimitukseen) jalkojen sijasta, voi kannattajat asettaa lappeelleen niitä vasten ja sillä tavoin vähentää rakenteen korkeutta. Tässä rakenteessa voi lisäksi asettaa levyä kannattajien ja lattiapalkkien väliin ja sillä tavoin kannattaa alapohjan eristystä. Aseta betonin ja puun väliin kosteudelta suojaava pahvi

A proposal for alternative plinth beam layout plan. Plinth beams 45x95 or 45x120 and plinths ca 100-200 mm in diameter (plinth beams and plinths are not included in the kit). For example, by using masonry units (not included in the kit) instead of plinths, one can lay plinth beams flat against the masonry units and in that way reduce the height of the structure. In this construction one can also add "plywood board" between plinth beams. Place cardboard between the concrete and wood to protect from moisture

House	P6546-44 Jack 30m2	Sheet	22
Drawing	FOUNDATION PLAN - PLINTPLAN	Scale	1:50
Material		Date	22.01.2020
Drawer	RP	File	P6546-44_Jack_30m2_Foundation.dwg

#001	3	6750	1
#002	1,3	6750	5
#003	1	6750	1
#004		6750	1
#005	3	5300	10
#006	A,C	4780	6
#007	B,C	4780	18
#008	B	4780	1
#009	1,3	4582	2
#010	3	4582	1
#011	1	4582	1
#012	3	3425	5
#013	1	3110	10
#014	1	3110	1
#015	1,3	2868	2
#016	3	2868	1
#017	1	2868	1
#018	B,C	2693	2
#019	1,2	2640	26
#020	1,2	2640	2
#021	2	2640	1
#022	C	2003	2
#023	C	2003	4
#024	B	1790	2
#025	B	1790	6
#026	A	1708	2
#027	C	1679	2
#028	A	1477	2
#029	B	1466	2
#030	A,B,C	1380	3
#031	B	1372	15
#032	A	1346	2
#033	A,B,C	1253	3
#034	1	1235	5
#035	A	1085	30
#036	C	1023	2
#037	1	995	10
#038	A	972	2
#039	B	810	2
#040	B	794	30
#041	1,3	765	10
#042	3	440	15
#043	A,B,C	237	18